



JOHN DEERE


Parts Catalog

MODELS 800, 1000 AND 1200 VEHICLE CHASSIS

PC2109

VEHICLE CHASSIS

RWP6076



THIS PARTS CATALOG COVERS SERVICE PARTS FOR THE "VEHICLE CHASSIS". THIS CHASSIS IS POWERED BY A FORD 460 ENGINE AND A FORD C-6 AUTOMATIC TRANSMISSION.

COACH MANUFACTURERS HAVE THE OPTION OF ORDERING THE CHASSIS WITHOUT MANY OF THE COMPONENTS SHOWN IN THIS PARTS CATALOG. IF PARTS ON YOUR CHASSIS DIFFER FROM THOSE SHOWN IN THIS CATALOG, THEY HAVE BEEN INSTALLED BY THE COACH MANUFACTURER AND ARE HIS SERVICE PART RESPONSIBILITY. CURRENT AREAS KNOWN AT THE TIME OF THIS PRINTING INCLUDE INSTRUMENT PANEL, STEERING WHEEL, CRUISE CONTROL, ALTERNATOR, LIGHTING SYSTEM, AIR CONDITIONING COMPRESSOR, FUEL SYSTEM AND REAR SUSPENSION.

(SPECIFICATIONS AND DESIGN SUBJECT TO CHANGE WITHOUT NOTICE)

HOW TO USE THIS PARTS CATALOG

NOTE: THE WORD "FORD" IN THE REMARKS COLUMN INDICATES THE PART IS AVAILABLE FROM PARTICIPATING FORD MOTOR COMPANY DEALERS. THE LETTERS "FORD PPO" IN THE REMARKS COLUMN INDICATES THE PART IS AVAILABLE FROM FORD POWER PRODUCTS OPERATIONS. ALL OTHER PARTS ARE AVAILABLE THROUGH CLARKE POWER PRODUCTS.

HOW TO OBTAIN SERVICE PARTS

TO OBTAIN CHASSIS SERVICE PARTS IT IS RECOMMENDED THAT THE PURCHASER CONTACT THE MOTOR HOME DEALER.

IF YOUR DEALER DOES NOT PERFORM CHASSIS SERVICE WORK AND IS NOT FAMILIAR WITH A CHASSIS SERVICE LOCATION IN YOUR AREA, OR IF YOU NEED SERVICE WHILE TRAVELING, CONSULT YOUR SERVICE DIRECTORY FOR THE NEAREST CLARKE POWER PRODUCTS DISTRIBUTOR OR AUTHORIZED SERVICING DEALER. YOU MAY ALSO OBTAIN ASSISTANCE BY CALLING THE FOLLOWING TOLL FREE NUMBER:

1-800-648-8838

NOTE: TELEPHONE IS STAFFED MONDAY - FRIDAY, 8:00 A.M. TO 5:30 P.M. NATIONWIDE EXCEPT HOLIDAYS.

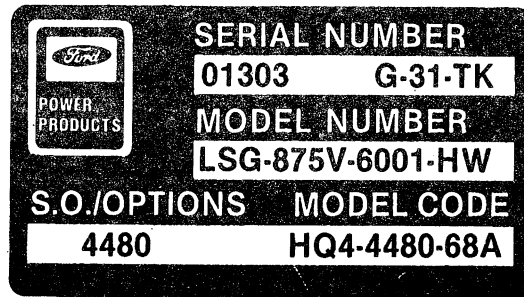
ORDERING SERVICE PARTS

WHEN ORDERING PARTS, ALWAYS GIVE THE COMPLETE PART NUMBER. IN THE EVENT THE PART NUMBER IS NOT KNOWN, THE FOLLOWING INFORMATION SHOULD BE INCLUDED:

- A. COMPLETE DESCRIPTION OF PART.
- B. COMPLETE CHASSIS SERIAL NUMBER.
- C. DIMENSIONS, NUMBER OF TEETH, SIZE, ETC.
- D. IF APPLICABLE TO ENGINE, TRANSMISSION, ETC., SPECIFY TYPE, SUCH AS 460 CUBIC INCH ENGINE, C-6 AUTOMATIC TRANSMISSION, ETC.
- E. ADVISE HOW SHIPMENT CAN BE MADE TO YOUR AREA: U.S. MAIL, EMERY, AIR-BORNE EXPRESS, UNITED PARCEL SERVICE, ETC.

ENGINE SERIAL NUMBER PLATE

RWP6048

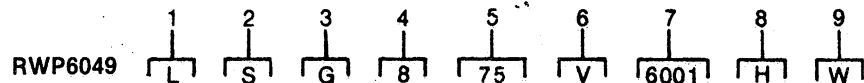


RWP6048

1. DESIGNATES SERIAL NUMBER
2. DESIGNATES MODEL NUMBER
3. DESIGNATES SPECIAL OPTION CODES

ENGINE MODEL NUMBER EXPLANATION


RWP6049



1. DESIGNATES MANUFACTURING FACTORY
2. DESIGNATES SERIES
3. DESIGNATES ENGINE FUEL TYPE
4. DESIGNATES NUMBER OF CYLINDERS
5. DESIGNATES ENGINE DISPLACEMENT
6. DESIGNATES VEHICLE ENGINE
7. DESIGNATES COMPLETE ENGINE
8. DESIGNATES FORD BELL HOUSING
9. DESIGNATES TRANSMISSION TYPE

L - LIMA
S
G - GASOLINE
8
75 - 7.5 L
V
6001
H
W - AUTOMATIC

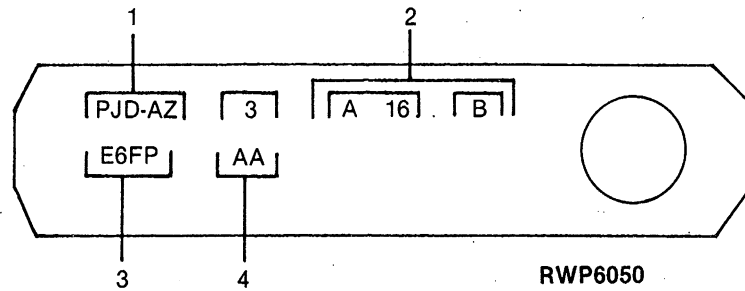
RWP6052



THE ENGINE SERIAL NUMBER PLATE IS LOCATED AT THE REAR OF THE ENGINE ON THE RIGHT-HAND ROCKER ARM COVER.

TRANSMISSION IDENTIFICATION TAG

RWP6050



- | | |
|--|----------------------------------|
| 1. DESIGNATES TRANSMISSION MODEL PREFIX AND SUFFIX | PJD-AZ |
| 2. DESIGNATES BUILD DATE CODE | A = MONTH
B = LINE SHIFT CODE |
| 3. DESIGNATES ASSEMBLY PART NUMBER PREFIX | E6FP |
| 4. DESIGNATES ASSEMBLY PART NUMBER SUFFIX | AA |

THE TRANSMISSION IDENTIFICATION TAG IS LOCATED ON THE RIGHT-HAND SIDE OF THE TRANSMISSION, UNDER THE LOWER FRONT INTERMEDIATE SERVO COVER BOLT.

CHASSIS MODEL NUMBERS

THROUGHOUT THIS CATALOG, YOU WILL FIND REFERENCES TO RV MODELS 800, 1000 AND 1200. THESE MODEL NUMBERS CORRESPOND TO GROSS VEHICLE WEIGHT RATINGS EXPLAINED IN THE CHASSIS SERIAL NUMBERS.

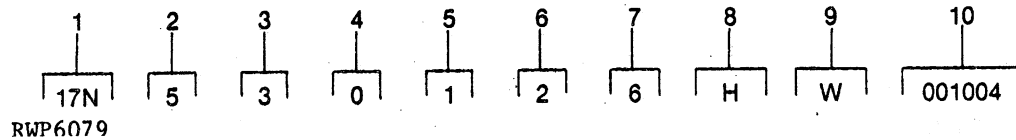
AN "X" IN THE MODEL COLUMN MEANS THE PART FITS THIS MODEL.

A06

VEHICLE CHASSIS

CHASSIS SERIAL NUMBERS

RWP6079



1. DESIGNATES CHASSIS MANUFACTURER
2. DESIGNATES WHEELBASE

3. DESIGNATES GVWR
(GROSS VEHICLE WEIGHT RATING IN POUNDS)

4. DESIGNATES CAB TYPE
5. DESIGNATES ENGINE TYPE
6. DESIGNATES BRAKE SYSTEM
7. DESIGNATES CHECK DIGIT
8. DESIGNATES MODEL YEAR

9. DESIGNATES MANUFACTURER'S PLANT LOCATION
10. DESIGNATES CHASSIS SERIAL NUMBER

17N - JOHN DEERE WATERLOO WORKS

1 - 158.5 IN.

3 - 178 IN.

4 - 190 IN.

5 - 208 IN.

6 - 228 IN.

2 - 10001-14000 (RV800)

3 - 14001-16000 (RV1000)

4 - 16001-19500 (RV1200)

0 - N/A

1 - GAS

2 - HYDRAULIC ASSIST/FRONT AND REAR DISC


6 - CALCULATED

H - 1987

J - 1988

W - WATERLOO, IA

RWP6009



THE CHASSIS SERIAL NUMBER PLATE IS LOCATED AT THE FRONT OF THE CHASSIS JUST ABOVE THE RADIATOR

CHASSIS SERIAL NUMBER NOTES

SERIAL NUMBER NOTE 1: IN ADDITION, THE FOLLOWING UNITS WERE BUILT WITH THE NEWER DESIGN PARTS (RV1000) 6810 THROUGH 6814, 7079 THROUGH 7128, 7163, 7164, 7165, 7189 THROUGH 7195, 7218 THROUGH 7230, 7242 THROUGH 7249; (RV1200) 1963, 1964, 1965 AND 1966.

DIRECTION ARROW

ARROWS ARE USED WITH ILLUSTRATIONS TO INDICATE THE FRONT OF THE UNIT. "RIGHT-HAND" AND "LEFT-HAND" SIDES ARE DETERMINED BY FACING IN THE DIRECTION OF VEHICLE FORWARD TRAVEL.

BOX-ENCLOSED ILLUSTRATIONS

A KEY NUMBER, SHOWN IN THE PARTS LIST, IS ASSIGNED TO A BOX ENCLOSING ALL PARTS SOLD AS A SERVICE ASSEMBLY.

SERIAL NUMBER LISTING INFORMATION

SERIAL NUMBER INFORMATION IS LISTED TO SHOW ON WHICH MACHINES EACH PART CAN BE USED; FOR EXAMPLE:

-	THE PART CAN BE USED ON ALL CHASSIS.
000000-	THE PART CAN BE USED ON ALL CHASSIS BEGINNING WITH THE SERIAL NUMBER LISTED.
-000000	THE PART CAN BE USED ON ALL CHASSIS UP TO AND INCLUDING THE SERIAL NUMBER LISTED.
000000-000000	THE PART CAN BE USED ON ALL CHASSIS BETWEEN AND INCLUDING THE SERIAL NUMBERS LISTED.

WHEN XXXXXX'S ARE LISTED IN PLACE OF A SERIAL NUMBER, A SERIAL NUMBER CHANGE WAS MADE, BUT THE EXACT SERIAL NUMBER WAS NOT AVAILABLE WHEN THE CATALOG WAS PRODUCED.

BOLT AND CAP SCREW STRENGTH IDENTIFICATION

BOLTS AND CAP SCREWS REQUIRED TO HAVE HIGH-STRENGTH QUALITIES EQUIVALENT TO SAE GRADE 8 ARE IDENTIFIED THROUGHOUT THIS CATALOG BY THE DESCRIPTION HS SAE 8. ALL STANDARD BOLTS AND CAP SCREWS ARE SAE GRADE 5 OR LOWER. ALL STANDARD HARDWARE IS COURSE THREAD UNLESS OTHERWISE SPECIFIED.

CHANGE INDICATOR LINE (MICROFICHE CATALOGS ONLY)

CHANGES AFFECTING THE ORDERING OF PARTS ARE IDENTIFIED BY VERTICAL LINES MARKED IN THE LEFT-HAND MARGIN OF REVISED PARTS LISTING IMAGES. A LINE IS ALSO AT THE LEFT-HAND EDGE OF THE SAME PART NUMBER IN THE NUMERICAL INDEX TO SHOW THE LOCATION OF REVISED INFORMATION.

SECTION INDEX

GENERAL INFORMATION	10
ENGINE.	20
FUEL AND AIR SYSTEM	30
ELECTRICAL	40
DRIVE TRAIN	50
STEERING AND BRAKES	60
SUSPENSION AND FRAME.	70
WHEELS AND HUBS	80
CONTROL SUPPORT	90
NUMERICAL INDEX	95

ALPHABETICAL INDEX

GRID		PAGE	GRID		PAGE
A			E		
G4	A/C COMPRESSOR MOUNTING BRACKETS	90- 1	C11	ELECTRICAL TERMINALS AND CONNECTORS	40- 10
A25	ACCELERATOR CABLE	20- 14	C5	EMERGENCY FLASHER	40- 4
A25	ACCELERATOR PEDAL	20- 14	F16	ENGINE MOUNTS	70- 4
B2	AIR CLEANER	30- 2	A15	ENGINE OIL COOLER	20- 3
A18	AIR CONDITIONING BELT	20- 7	A16	ENGINE OIL COOLER	20- 4
G4	AIR CONDITIONING COMPRESSOR	90- 1	A14	ENGINE OIL DIPSTICK	20- 2
B2	AIR DUCT WITH VALVE	30- 2	A14	ENGINE OIL PRESSURE SENDERS	20- 2
B2	AIR FILTER	30- 2	A18	ENGINE V-BELTS	20- 7
B2	AIR PIPE	30- 2	C9	ENGINE WIRING HARNESS	40- 8
A18	AIR PUMP BELT	20- 7	A13	ENGINE, FORD 460	20- 1
A17	AIR SILENCER	20- 5	B4	EXHAUST SYSTEM	30- 4
C3	ALTERNATOR WIRING HARNESS	40- 2	B6	EXHAUST SYSTEM	30- 6
D13	AXLE, REAR	50- 24	F		
D11	AXLE, REAR (BRASEIXOS 411)	50- 22	A21	FAN	20- 10
D9	AXLE, REAR (DANA 070AF111-1)	50- 20	A19	FAN CLUTCH	20- 8
B			A19	FAN SHROUD	20- 8
C3	BATTERY	40- 2	B2	FILTER, AIR	30- 2
G4	BELT, AIR CONDITIONING COMPRESSOR	90- 1	A15	FILTER, ENGINE OIL	20- 3
A18	BELTS	20- 7	A13	FORD ENGINE, 460	20- 1
G7	BRACE, CONTROL SUPPORT	90- 4	F14	FRAME MEMBERS	70- 2
E20	BRACKET, PARKING BRAKE	60- 26	F20	FRONT AXLE	70- 8
E21	BRAKE HANDLE (RV800)	60- 28	F18	FRONT AXLE SUSPENSION	70- 6
F1	BRAKE LINES, FRONT	60- 32	F5	FRONT BRAKE	60- 36
F3	BRAKE LINES, REAR	60- 34	F1	FRONT BRAKE BLEED SCREW	60- 32
F9	BRAKE LINING, REAR (10,000)	60- 40	F1	FRONT BRAKE LINES AND HOSES	60- 32
E23	BRAKE PEDAL	60- 30	D5	FRONT DRIVE SHAFT	50- 16
E18	BRAKE PUMP	60- 24	D7	FRONT DRIVE SHAFT	50- 18
E18	BRAKE RESERVOIR	60- 24	F5	FRONT WHEEL HUB	60- 36
F7	BRAKE, REAR WHEEL	60- 38	B18	FUEL AND VENT PIPES	30- 18
F11	BRAKE, REAR WHEEL	60- 42	B22	FUEL AND VENT PIPES	30- 20
F14	BUMPER, FRONT	70- 2	B18	FUEL FILTER	30- 18
C5	BUZZER, KEY REMINDER	40- 4	B22	FUEL FILTER	30- 20
C			B18	FUEL LINE	30- 18
E21	CABLE, PARKING BRAKE (RV800)	60- 28	B22	FUEL LINE	30- 20
F7	CALIPER, BRAKE (BRASEIXOS 411)	60- 38	B10	FUEL TANK	30- 10
F9	CALIPER, BRAKE (DANA 070AF111-1)	60- 40	B10	FUEL TANK VENT	30- 10
B10	CAP, FUEL TANK	30- 10	B8	FUEL VAPOR CANISTERS	30- 8
A21	CAP, RADIATOR	20- 10	C5	FUSES	40- 4
A13	CARBURETOR	20- 1	G		
D5	CENTER DRIVE SHAFT	50- 16	E3	GEAR SHIFT LEVER	60- 8
G7	CONTROL SUPPORT	90- 4	H		
A16	COOLER, ENGINE OIL	20- 4	C7	HEADLIGHT	40- 6
B4	CROSSOVER PIPE, EXHAUST	30- 4	C7	HORN	40- 6
C2	CRUISE CONTROL	40- 1	E14	HOSES, PARKING BRAKE	60- 20
C13	CRUISE CONTROL SENSOR	40- 12	E14	HOSES, PIPES AND RESERVOIR, PARKING BRAKE	60- 20
E8	CYLINDER, PARKING BRAKE	60- 14	F5	HUB, FRONT WHEEL	60- 36
E12	CYLINDER, PARKING BRAKE	60- 18	D9	HUB, REAR WHEEL	50- 20
D			F7	HUB, REAR WHEEL (BRASEIXOS 411)	60- 38
D9	DIFFERENTIAL	50- 20	F9	HUB, REAR WHEEL (DANA 070AF111-1)	60- 40
C5	DIMMER SWITCH	40- 4	I		
D24	DRAG LINK	60- 4	C3	IGNITION MODULE	40- 2
D5	DRIVE SHAFT	50- 16	E3	IGNITION SWITCH AND KEYS	60- 8
D7	DRIVE SHAFT	50- 18			
E19	DRUM, PARKING BRAKE	60- 25			

ALPHABETICAL INDEX - CONTINUED

GRID		PAGE	GRID		PAGE
C5	INERTIA SWITCH	40- 4	D9	REAR AXLE	50- 20
C5	INSTRUMENT CLUSTER	40- 4	D13	REAR AXLE	50- 24
L			D11	REAR AXLE (BRASEIXOS 411)	50- 22
C5	LIGHT SWITCH	40- 4	D9	REAR AXLE (DANA 070AF111-1)	50- 20
E1	LINES, POWER STEERING	60- 6	D9	REAR AXLE HOUSING	50- 20
F5	LINING, FRONT BRAKE	60- 36	D15	REAR AXLE REPLACEMENT	50- 26
F7	LINING, REAR BRAKE	60- 38	D16	REAR AXLE REPLACEMENT	50- 27
M			D17	REAR AXLE REPLACEMENT	50- 28
C5	MAIN COACH WIRING HARNESS	40- 4	D18	REAR AXLE REPLACEMENT	50- 29
E23	MASTER BRAKE CYLINDER	60- 30	F22	REAR AXLE SUSPENSION	70- 10
E23	MASTER BRAKE CYLINDER BOOSTER	60- 30	F3	REAR BRAKE LINES AND HOSES	60- 34
E23	MASTER BRAKE CYLINDER RESERVOIR	60- 30	F14	REAR CROSSMEMBER	70- 2
B4	MUFFLER	30- 4	D5	REAR DRIVE SHAFT	50- 16
B6	MUFFLER	30- 6	D7	REAR DRIVE SHAFT	50- 18
B4	MUFFLER EXTENSION	30- 4	F7	REAR WHEEL BRAKE	60- 38
O			F11	REAR WHEEL BRAKE	60- 42
A15	OIL COOLER, ENGINE	20- 3	D9	REAR WHEEL HUB	50- 20
C25	OIL COOLER, TRANSMISSION	50- 11	F7	REAR WHEEL HUB	60- 38
A14	OIL FILTER, ENGINE	20- 2	C3	REGULATOR	40- 2
A19	OVERFLOW, RADIATOR	20- 8	C7	RELAY, FUEL PUMP SHUT-OFF	40- 6
P			D15	REPLACEMENT, REAR AXLE	50- 26
C24	PARK PAWL	50- 10	D16	REPLACEMENT, REAR AXLE	50- 27
E20	PARKING BRAKE	60- 26	D17	REPLACEMENT, REAR AXLE	50- 28
E21	PARKING BRAKE (RV800)	60- 28	D18	REPLACEMENT, REAR AXLE	50- 29
E20	PARKING BRAKE CABLE	60- 26	E18	RESERVOIR, BRAKE	60- 24
E10	PARKING BRAKE CONTROL VALVE	60- 16	E1	RESERVOIR, POWER STEERING	60- 6
E19	PARKING BRAKE DRUM	60- 25	F5	ROTOR, FRONT BRAKE	60- 36
E10	PARKING BRAKE HOSES	60- 16	S		
E14	PARKING BRAKE HOSES	60- 20	E3	SHIFT LEVER	60- 8
E14	PARKING BRAKE HOSES, PIPES AND RESERVOIR	60- 20	F18	SHOCK ABSORBER, FRONT	70- 6
E10	PARKING BRAKE PRESSURE SWITCH	60- 16	F22	SHOCK ABSORBER, REAR	70- 10
E8	PARKING BRAKE RELAY VALVE	60- 14	A21	SHROUD	20- 10
E10	PARKING BRAKE RELEASE CABLE	60- 16	C13	SPEEDOMETER CABLE	40- 12
E10	PARKING BRAKE RESERVOIR	60- 16	D1	SPEEDOMETER DRIVE GEAR	50- 12
C24	PAWL, PARK	50- 10	F20	SPINDLE, FRONT AXLE	70- 8
A18	POWER BRAKE BELT	20- 7	F18	SPRING, FRONT SUSPENSION	70- 6
E5	POWER BRAKE PUMP	60- 10	F22	SPRING, REAR SUSPENSION	70- 10
E6	POWER BRAKE PUMP MOUNTING	60- 12	C3	STARTER RELAY	40- 2
A18	POWER STEERING BELT	20- 7	C3	STARTING CIRCUIT	40- 2
D21	POWER STEERING PUMP	60- 1	D24	STEERING ARM	60- 4
D23	POWER STEERING PUMP MOUNTING	60- 3	E3	STEERING COLUMN	60- 8
D22	POWER STEERING PUMP MOUNTING BRACKET	60- 2	D24	STEERING GEAR AND MOUNTING BRACKETS	60- 4
E1	POWER STEERING RESERVOIR AND LINES	60- 6	E3	STEERING WHEEL	60- 8
D21	PULLEY POWER STEERING PUMP	60- 1	C5	STOP LIGHT SWITCH AND RELAY	40- 4
G4	PULLEY, AIR CONDITIONING COMPRESSOR	90- 1	E6	SUPPORT, POWER BRAKE PUMP	60- 12
E5	PULLEY, POWER BRAKE PUMP	60- 10	F14	SUPPORT, TRANSMISSION	70- 2
E18	PUMP, BRAKE	60- 24	F18	SWAY BAR, FRONT	70- 6
B10	PUMP, FUEL	30- 10	F22	SWAY BAR, REAR	70- 10
R			T		
A21	RADIATOR	20- 10	B4	TAIL PIPE	30- 4
A19	RADIATOR FAN	20- 8	B6	TAIL PIPE	30- 6
A23	RADIATOR SUPPORTS	20- 12	F20	TIE ROD	70- 8
			C16	TRANSMISSION	50- 2
			C18	TRANSMISSION	50- 4
			C20	TRANSMISSION	50- 6
			C22	TRANSMISSION	50- 8
			D3	TRANSMISSION LINKAGE	50- 14
			D1	TRANSMISSION OIL COOLER LINES	50- 12
			D2	TRANSMISSION OIL COOLER LINES	50- 13
			C15	TRANSMISSION, COMPLETE	50- 1
			C5	TURN SIGNAL FLASHER	40- 4

ALPHABETICAL INDEX - CONTINUED

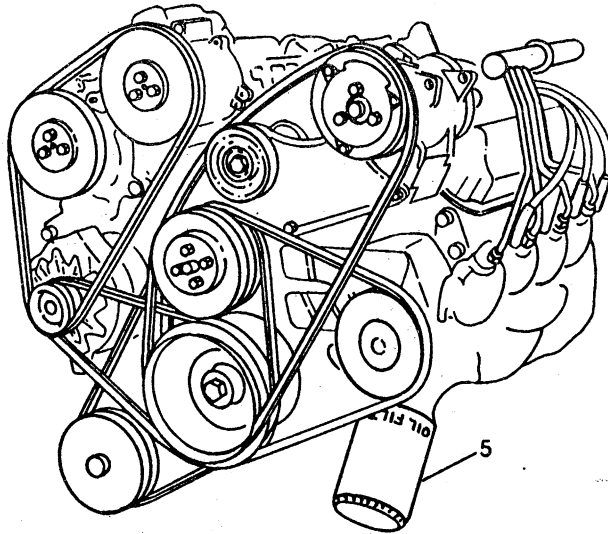
GRID		PAGE	GRID	PAGE
E3	TURN SIGNAL HANDLE	60-8		
V				
E16	VALVE, PARKING BRAKE CONTROL	60-22		
E8	VALVE, PARKING BRAKE RELAY	60-14		
E12	VALVE, PARKING BRAKE RELAY	60-18		
G2	VALVE, WHEEL	80-1		
B8	VAPOR CANISTERS, FUEL	30-8		
W				
C11	WEATHERPACK TERMINALS AND CONNECTORS	40-10		
G2	WHEELS	80-1		
C2	WIRING HARNESS, CRUISE CONTROL	40-1		
C9	WIRING HARNESS, ENGINE	40-8		
C9	WIRING HARNESS, ENGINE TO MODULE	40-8		
C7	WIRING HARNESS, FRONT LAMP	40-6		
C9	WIRING HARNESS, FRONT LAMP	40-8		
C7	WIRING HARNESS, FUEL PUMP SHUT-OFF	40-6		
C9	WIRING HARNESS, FUEL PUMP SHUT-OFF	40-8		
C5	WIRING HARNESS, MAIN COACH	40-4		
C7	WIRING HARNESS, MAIN TO REAR LAMP	40-6		
C7	WIRING HARNESS, REAR LAMP	40-6		

A13

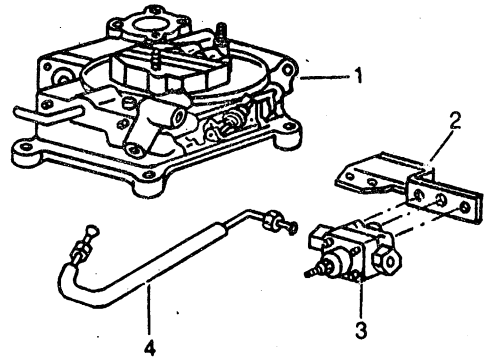
ENGINE COMPONENTS

460 FORD ENGINE

RWP6098



RWP6098



KEY	PART NO.	PART NAME	QTY	CHASSIS SERIAL NO.	REMARKS
				1 1 8 0 2 0 0 0 0 0 0	
1	E6JL-9510AB	CARBURETOR	1	X X X	FORD PPO
	RW23258	CARBURETOR	1	X X X	
	E6PZ-94A586C	KIT	1	X X X	FORD CARBURETOR REPAIR
	E6JL-9510BA	CARBURETOR	1	X X X	FORD PPO CALIFORNIA
	RW23259	CARBURETOR	1	X X X	CALIFORNIA
	E5PZ-9A586HA	KIT	1	X X X	FORD CARBURETOR REPAIR
					(CALIFORNIA)
2	E6JL-9C376AA	BRACKET	1	X X X	FORD PPO FUEL PRESSURE REGULATOR
	RW23260	BRACKET	1	X X X	FUEL PRESSURE REGULATOR
3	E6JL-9N510AA	REGULATOR	1	X X X	FORD PPO FUEL PRESSURE
	RW23261	REGULATOR	1	X X X	FUEL PRESSURE
4	RE40080	OIL LINE	1	X X X	REGULATOR TO CARBURETOR
5	D9AZ-6731A	FILTER	1	X X X	FORD MOTORCRAFT FL1A
..	RW23687	DECAL	1	X X X	FUEL PUMP

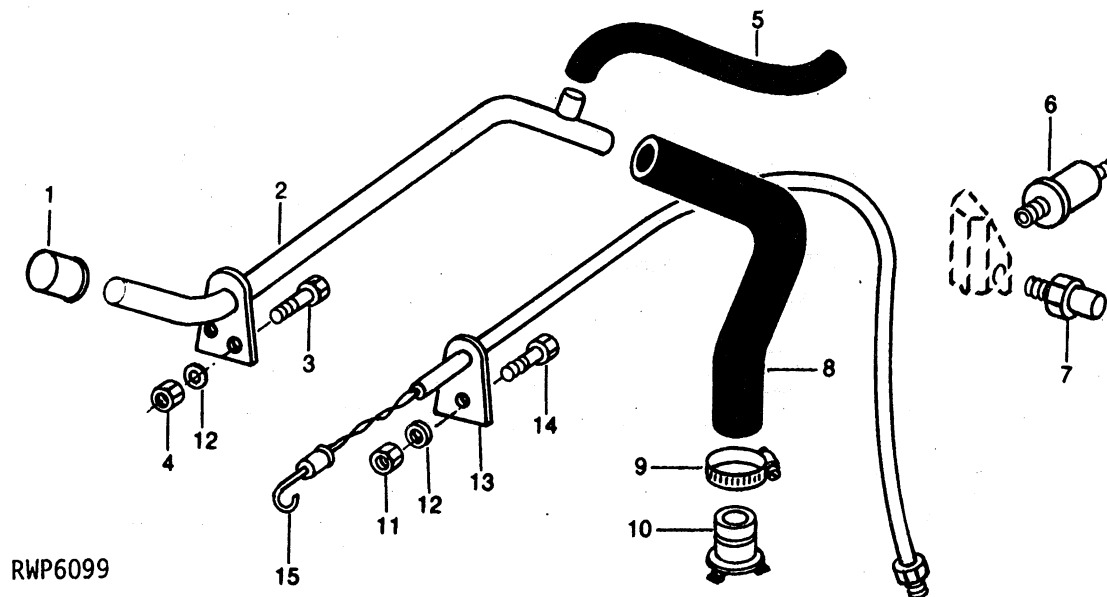
NOTE: OTHER SERVICE PARTS FOR THE ENGINE ARE AVAILABLE THROUGH FORD MOTOR COMPANY DEALERSHIPS.
REFER TO FORD 1980/LIGHT TRUCK E250/350 SERIES.

A14

ENGINE COMPONENTS

ENGINE OIL SWITCHES AND DIPSTICK

RWP6099



RWP6099

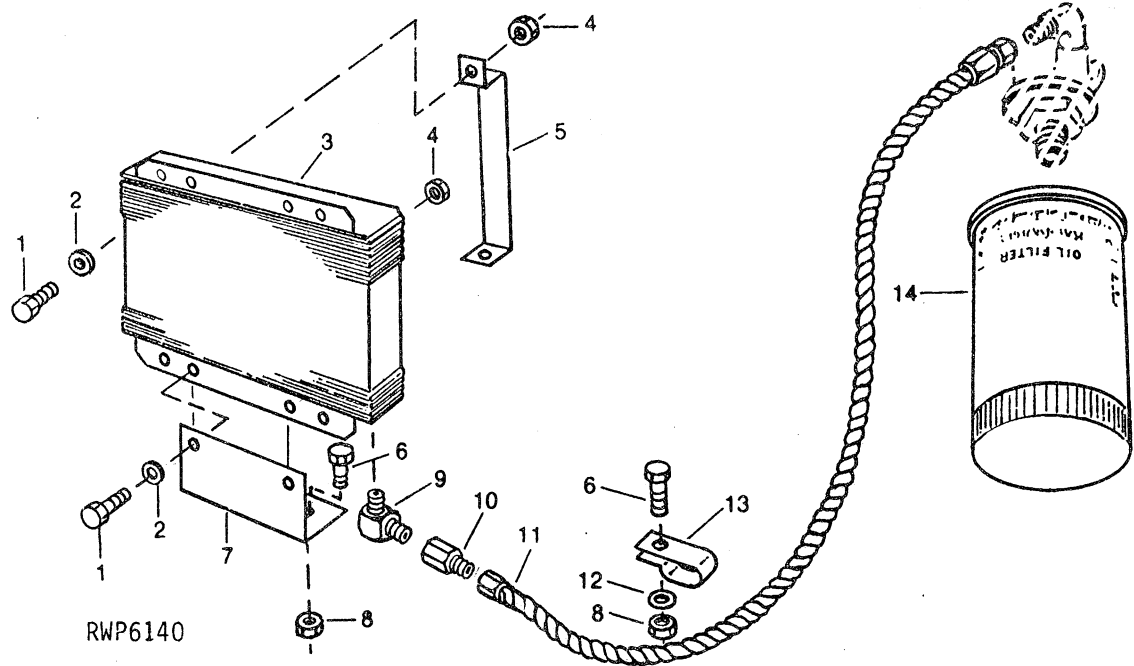
KEY	PART NO.	PART NAME	QTY	CHASSIS SERIAL NO.	1 1 8 0 2 0 0 0 0 0 0	REMARKS
1	E3HZ-6766A	FILLER CAP	1		X X X	FORD
2	RW22478	OIL TUBE	1		X X X	
3	19H1919	CAP SCREW	2		X X X	1/4" X 5/8"
4	M63707	LOCK NUT	2		X X X	1/4"
5	RW23677	HOSE	1		X X X	CRANKCASE VENT
6	E4ZZ-9278A	SENDER	1		X X X	FORD ENGINE OIL PRESSURE
	RE40330	SENDER	1	XXXXXX-	X X X	ENGINE OIL PRESSURE
	RE40334	JUMPER	1	XXXXXX-	X X X	HARNESS TO SENDER
7	E0AZ-9278A	SENDER	1		X X X	FORD OIL PRESSURE LOSS
8	RW23676	HOSE	1		X X X	OIL FILL
9	AR21839	CLAMP	1		X X X	
10	E5UZ-6A868B	ADAPTER	1		X X X	FORD
11	T25249	NUT	1		X X X	5/16"
12	24H1287	WASHER	3		X X X	9/32" X 5/8" X 0.060"
13	RW23919	TUBE	1		X X X	
14	19H1813	CAP SCREW	1		X X X	5/16" X 5/8"
15	RW23034	DIPSTICK	1		X X X	

A15

ENGINE COMPONENT

ENGINE OIL COOLER AND FILTER
(RV1000 CHASSIS SERIAL NO. -005827)
(RV1200 CHASSIS SERIAL NO. -001727)

RWP6140



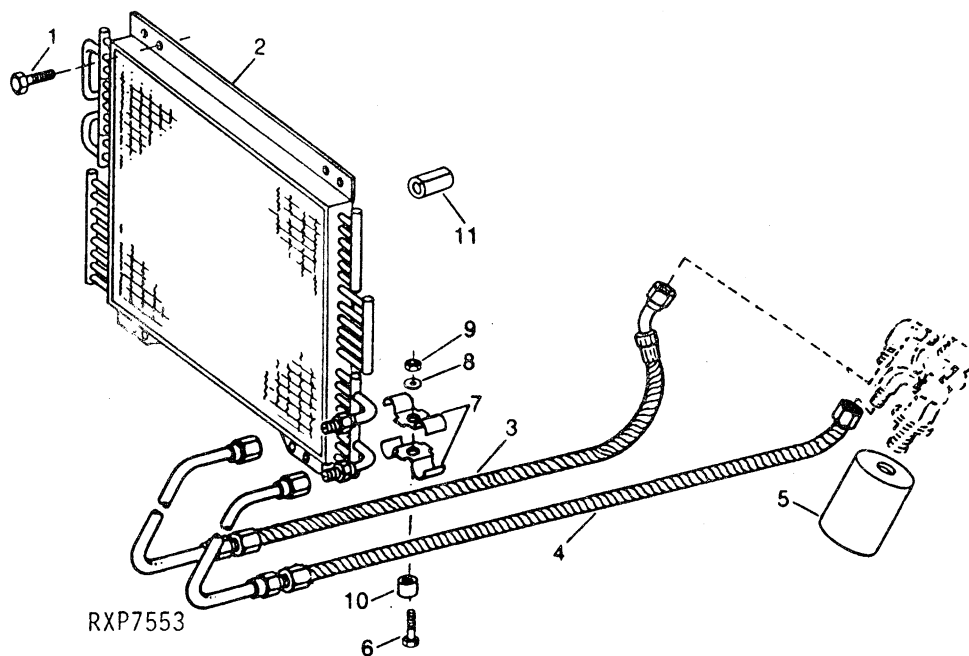
KEY	PART NO.	PART NAME	QTY	CHASSIS SERIAL NO.	1 1 8 0 2 0 0 0 0 0 0	REMARKS
1	19H1227	CAP SCREW	3		X X	1/4" X 1/2"
2	24H1287	WASHER	3		X X	9/32" X 5/8" X 0.060"
3	E3TZ-6A642B	OIL COOLER	1		X X	FORD
4	M63707	LOCK NUT	3		X X	1/4"
5	R89060	SUPPORT	1		X X	
6	19H1731	CAP SCREW	3		X X	3/8" X 1"
7	R86729	ANGLE	1		X X	
8	14H812	NUT	3		X X	3/8"
9	RW23850	ELBOW FITTING	2		X X	
10	RW23851	FITTING	2		X X	
11	RW23848	OIL LINE	1		X X	OUTLET
	RW23849	OIL LINE	1		X X	INLET
12	24H1302	WASHER	1	-XXXXXX	X X	13/32" X 11/16" X 0.036"
13	R50454	CLAMP	1		X X	
14	D9AZ-6731A	OIL FILTER	1		X X	FORD MOTORCRAFT FL1A

A16

ENGINE COMPONENTS

ENGINE OIL COOLER AND LINES
(RV800 CHASSIS SERIAL NO. 001000-)
(RV1000 CHASSIS SERIAL NO. 005828-)
(RV1200 CHASSIS SERIAL NO. 001728-)

RXP7553



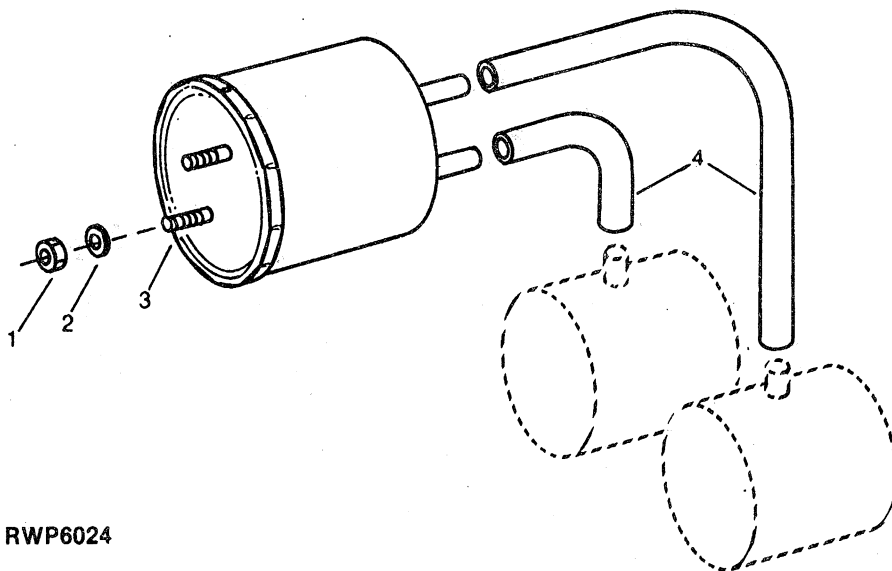
KEY	PART NO.	PART NAME	QTY	SERIAL NO.	REMARKS
1	19H2038	CAP SCREW	4	X X X	3/8" X 1/2"
2	RW24243	OIL COOLER	1	X X X	
3	RW24251	OIL LINE	1	X X X	INLET
4	RW24252	OIL LINE	1	X X X	OUTLET
5	D9AZ-6731A	FILTER	1	X X X	FORD MOTORCRAFT FLIA
6	19H1800	CAP SCREW	1	X X X	3/8" X 1-1/2"
7	R34064	CLAMP	2	X X X	
8	24H1302	WASHER	1	X X X	13/32" X 11/16" X 0.036"
9	14H812	NUT	1	X X X	3/8"
10	R53124	SLEEVE	1	X X X	
11	HOSE	2	X X X	56.8MM (2-1/4") (MAKE FROM R45847)

A17

ENGINE COMPONENTS

AIR SILENCER

RWP6024



RWP6024

KEY	PART NO.	PART NAME	QTY	CHASSIS SERIAL NO.	REMARKS
1	M63707	LOCK NUT	2	1 1	
2	24H1325	WASHER	2	8 0 2	
3	E5HZ-9G427B	MUFFLER	1	0 0 0	
	E5TZ-9G427D	MUFFLER	1	0 0 0	
4	R99102	HOSE	1		
	R99102	HOSE	1	XXXXXX-	
	R99103	HOSE	1		

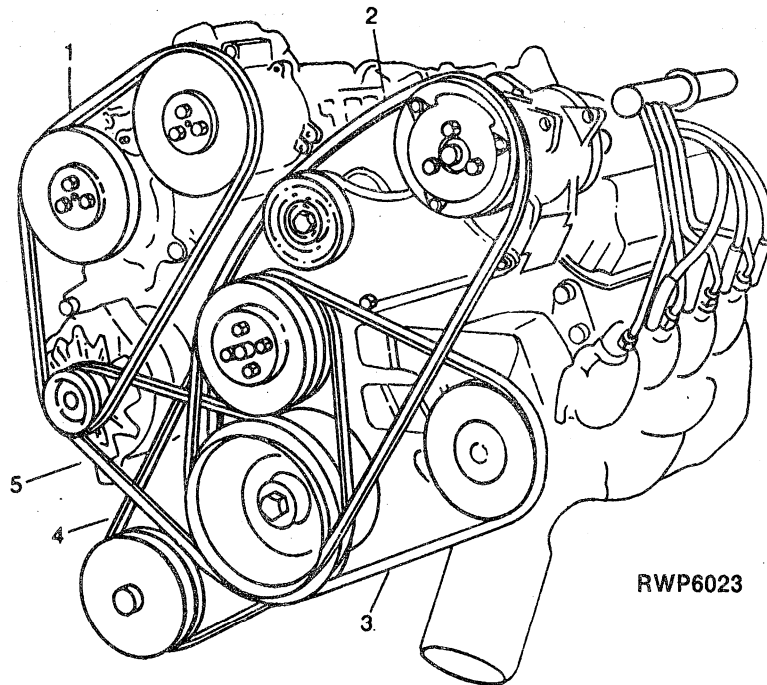
MEMORANDA

A18

ENGINE COMPONENT

ENGINE V-BELTS

RWP6023



RWP6023

KEY	PART NO.	PART NAME	QTY	CHASSIS SERIAL NO.	1 8 0 0 0 0 0 0	1 2 0 0 0 0 0 0	REMARKS
1	C9PZ-8620AH	BELT	1		X X X	FORD	AIR PUMP
	C9PZ-8620F	BELT	1		X X X	FORD	AIR PUMP (CALIFORNIA)
2	R100897	BELT	1	-XXXXXX	X X X	(A)	AIR CONDITIONING (58") (DAYCO 17580 OR GATES 9580) (SUB FOR 0110056)
	BELT	1	XXXXXX-XXXXXX	X X X	(B)	AIR CONDITIONING (59") (ORDER RE37760 AND R98903, THIS APPLICATION)
	R98903	BELT	1	XXXXXX-	X X X	AIR	CONDITIONING (60") (DAYCO 17600 OR GATES 9600)
3	RW23830	BELT	1		X X X	POWER	BRAKE (GATES 8491)
4	RW23832	BELT	1		X X X	POWER	STEERING (GATES 8473)
5	RE36972	BELT	1		X X X	ALTERNATOR	(GATES 8129)

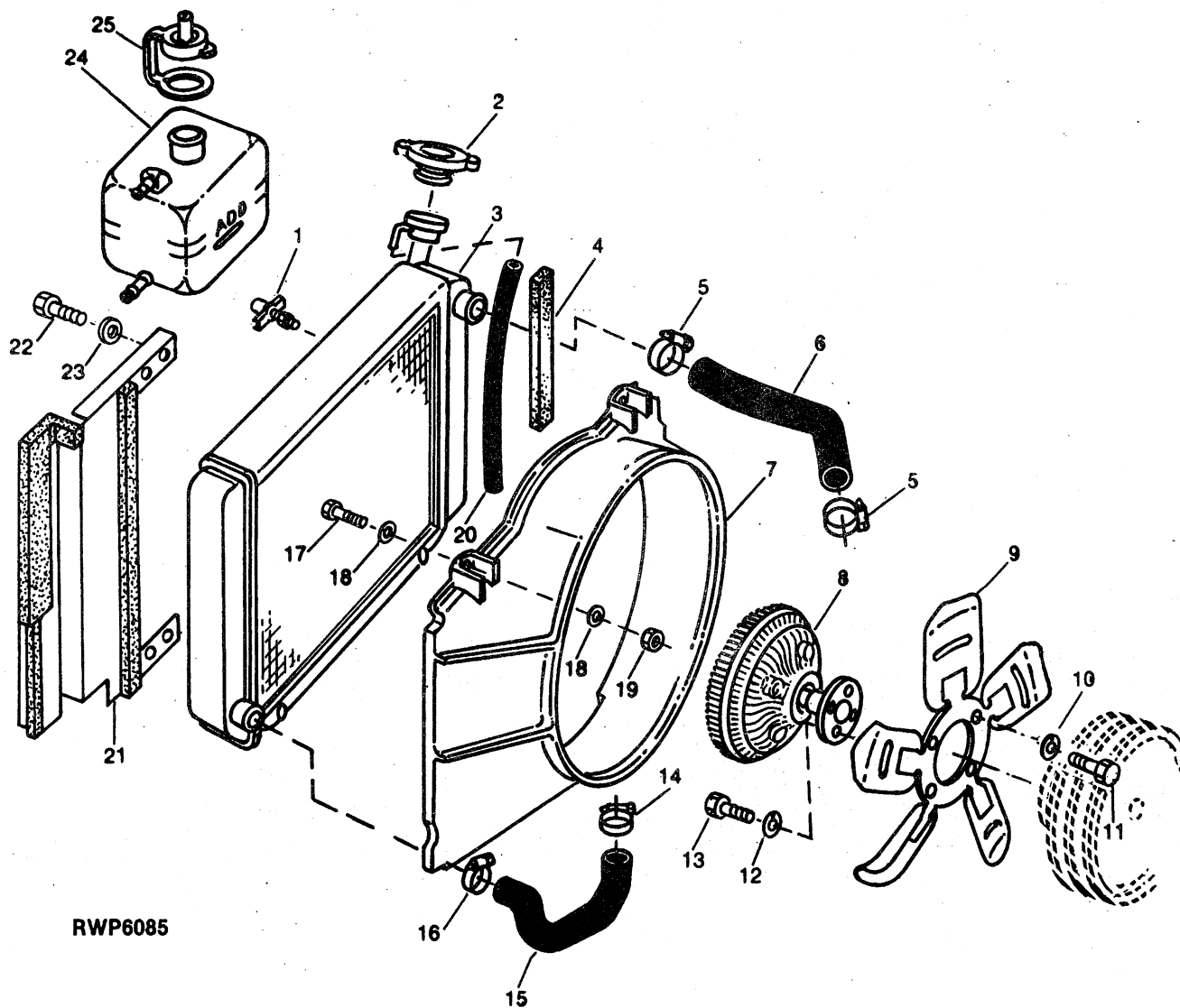
(A) SERIAL NO. -001051 (RV800); -008471 (RV1000); -002295 (RV1200)
 (B) SERIAL NO. 001052- (RV800); 008472- (RV1000); 002296- (RV1200)

A19

ENGINE COMPONENTS

RADIATOR, SHROUD AND COOLING FAN
(RV1000 CHASSIS SERIAL NO. -005827)
(RV1200 CHASSIS SERIAL NO. -001727)

RWP6085



RWP6085

A20

ENGINE COMPONENT

RADIATOR, SHROUD AND COOLING FAN - CONTINUED

(RV1000 CHASSIS SERIAL NO. -005827)
(RV1200 CHASSIS SERIAL NO. -001727)

KEY	PART NO.	PART NAME	QTY	CHASSIS SERIAL NO.	1 1 8 0 2 0 0 0 0 0 0	REMARKS
1	AT13740	DRAIN VALVE	1		X X	
2	RW23049	FILLER CAP	1	-XXXXXX	X X	(A) 10 PSI
	RE32217	FILLER CAP	1	XXXXXX-	X X	(B) 15 PSI
3	RE33358	RADIATOR	1		X X	(SUB FOR RW23700) (USE 15 PSI FILLER CAP)
4	FOAM PAD	2		X X	19.1 X 25.4 X 482MM (3/4" X 1" X 19")
5	AR48499	CLAMP	2		X X	
6	RW23754	HOSE	1		X X	UPPER
7	RW23600	SHROUD	1		X X	
8	RE36840	FAN	1		X X	(SUB FOR RW23689 OR RE33145)
9	E4TZ-8600C	FAN	1		X X	FORD
10	12H303	LOCK WASHER	4		X X	5/16"
11	19H1900	CAP SCREW	4		X X	5/16" X 3/4"
12	12H303	LOCK WASHER	4		X X	5/16"
13	R90848	CAP SCREW	4		X X	
14	AR21840	CLAMP	1		X X	
15	R89812	HOSE	1		X X	LOWER, (SUB FOR RW23755)
16	AR48499	CLAMP	1		X X	
17	19H1948	CAP SCREW	4		X X	1/4" X 3/4"
18	24H1287	WASHER	8		X X	9/32" X 5/8" X 0.060"
19	M63707	LOCK NUT	4		X X	1/4"
20	R88219	HOSE	1		X X	5/15" X 21", SAE J200
21	RW23966	FOAM PAD	1		X X	RADIATOR, L.H.
22	19H2038	CAP SCREW	4		X X	3/8" X 1/2"
23	24H1287	WASHER	4		X X	9/32" X 5/8" X 0.060"
24	R90598	RESERVOIR	1		X X	RADIATOR OVERFLOW
25	R64060	CAP	1		X X	
..	R87668	LABEL	1		X X	CAUTION

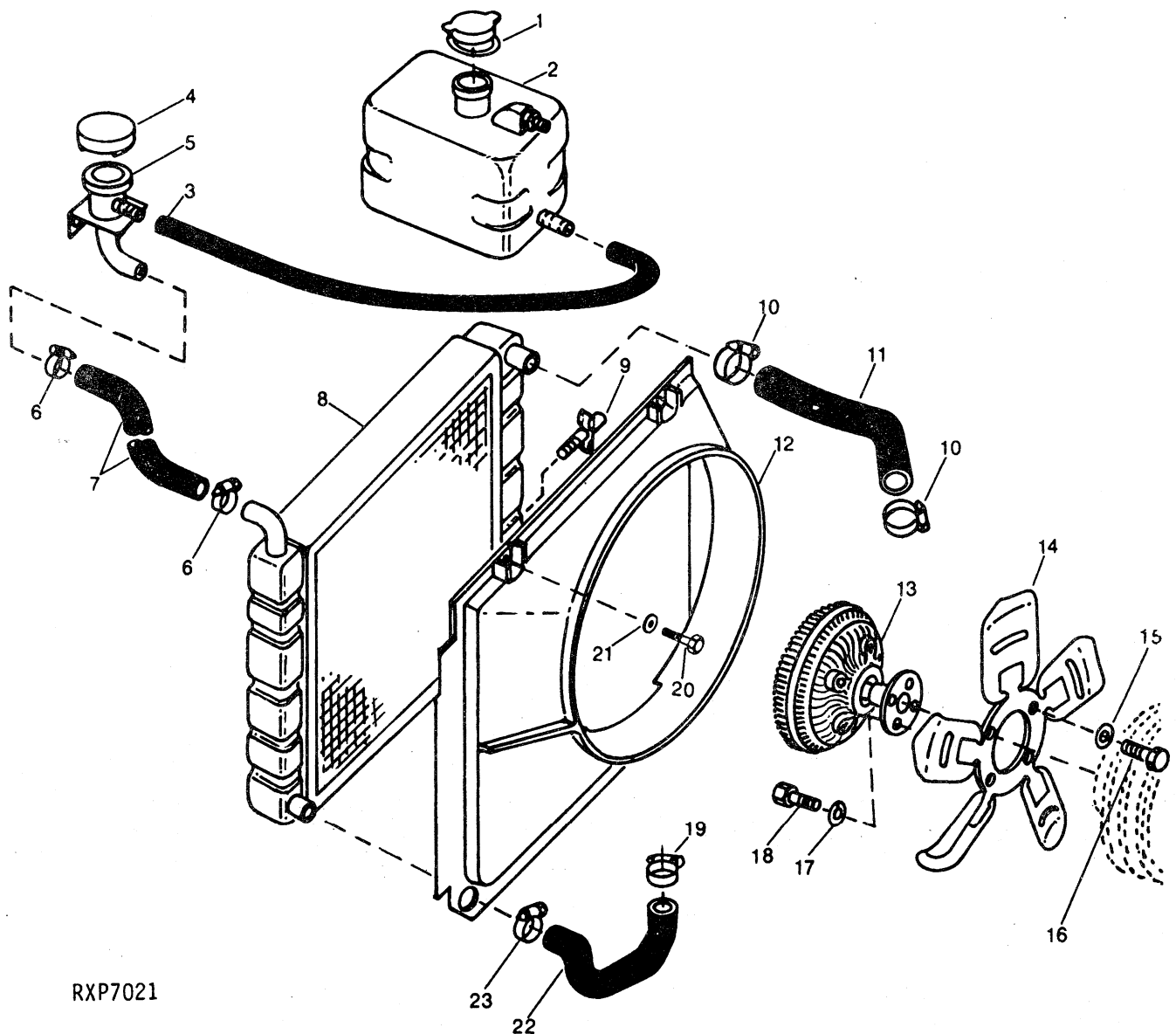
(A) SERIAL NO. -005644 (RV1000); -001626 (RV1200)
(B) SERIAL NO. 005645- (RV1000); 001627- (RV1200)

A21

ENGINE COMPONENTS

RADIATOR, SHROUD AND COOLING FAN
(RV800 CHASSIS SERIAL NO. 001000-)
(RV1000 CHASSIS SERIAL NO. 005828-)
(RV1200 CHASSIS SERIAL NO. 001728-)

RXP7021



RXP7021

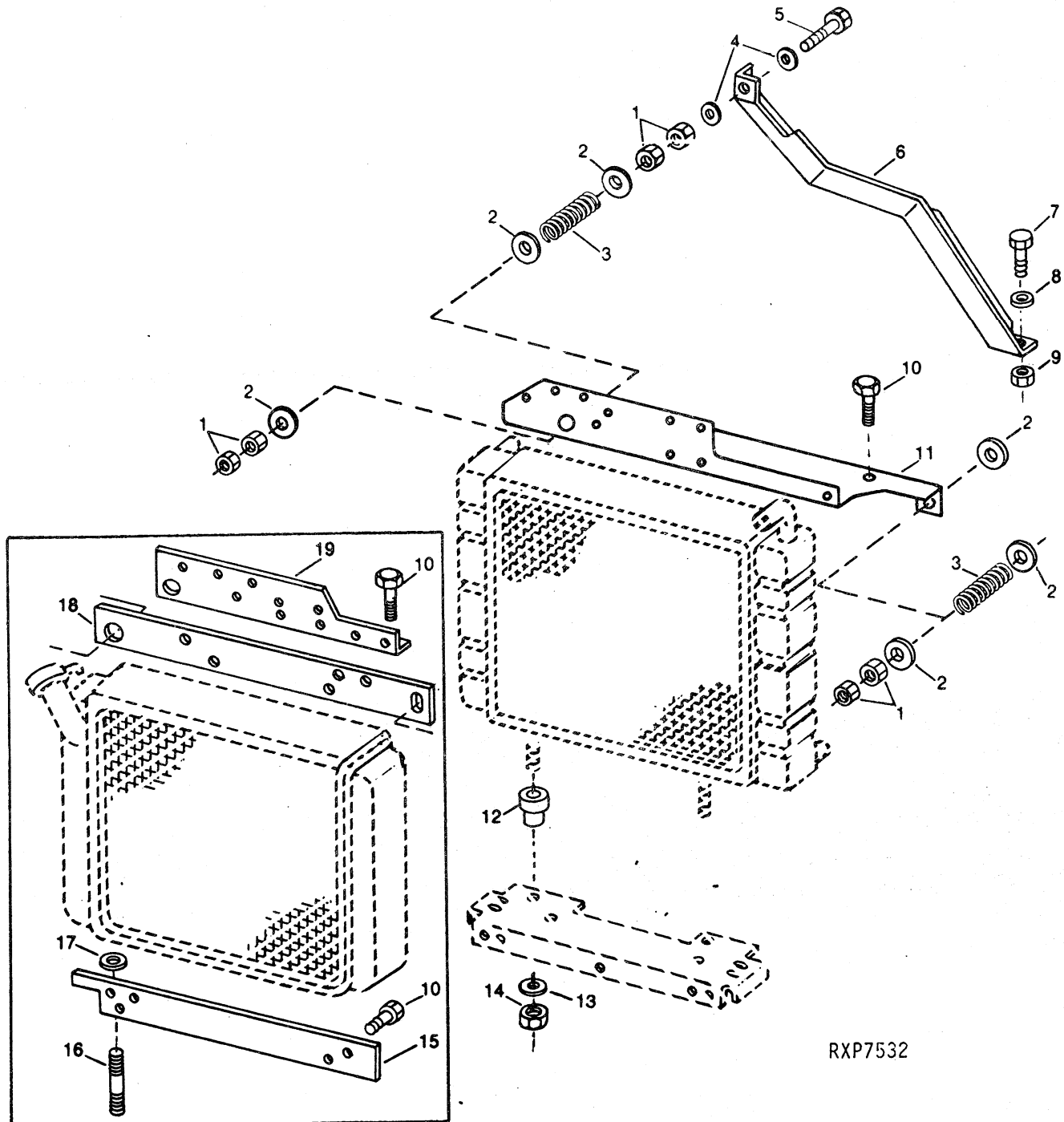
THIS PARTS LISTING IS CONTINUED

RADIATOR, SHROUD AND COOLING FAN - CONTINUED
 (RV800 CHASSIS SERIAL NO. 001000-)
 (RV1000 CHASSIS SERIAL NO. 005828-)
 (RV1200 CHASSIS SERIAL NO. 001728-)

KEY	PART NO.	PART NAME	QTY	CHASSIS SERIAL NO.	1 1	REMARKS
					8 0 2 0 0 0 0 0 0	
1	H86401	CAP	1		X X X	(SUB FOR R64060)
2	R90598	RESERVOIR	1		X X X	
3	R88219	HOSE	1		X X X	
4	RE32217	CAP	1		X X X	15 PSI
5	RE32216	FILLER NECK	1		X X X	
6	AR21839	CLAMP	2		X X X	
7	R92438	HOSE	1		X X X	
8	RW26196	RADIATOR	1		X X X	WITH COOLER, (SUB FOR RW24244)
	RW24242	RADIATOR	1		X X X	
	RW24243	OIL COOLER	1		X X X	
9	AT13740	DRAIN VALVE	1		X X X	
10	AR48499	CLAMP	2		X X X	
11	RW23754	HOSE	1		X X X	UPPER
12	R100529	SHROUD	1		X X X	(SUB FOR R97566)
	R87668	LABEL	1		X X X	CAUTION
13	RE36840	FAN	1		X X X	(SUB FOR RE33145)
14	E4TZ-8600C	FAN	1		X X X	FORD
15	12H303	LOCK WASHER	4		X X X	5/16"
16	19H1900	CAP SCREW	4		X X X	5/16" X 3/4"
17	12H303	LOCK WASHER	4		X X X	5/16"
18	R90848	CAP SCREW	4		X X X	
19	AR21840	CLAMP	1		X X X	
20	19H2038	CAP SCREW	4		X X X	3/8" X 1/2"
21	24H1287	WASHER	4		X X X	9/32" X 5/8" X 0.060"
22	R89812	HOSE	1		X X X	LOWER
23	AR48499	CLAMP	1		X X X	

RADIATOR SUPPORTS

RXP7532



RXP7532

RADIATOR SUPPORTS - CONTINUED

KEY	PART NO.	PART NAME	QTY	CHASSIS SERIAL NO	1 1 8 0 2 0 0 0 0 0 0	REMARKS
1	14H812	NUT	6		X X X	3/8"
2	24H1314	WASHER	6		X X X	13/32" X 1-3/4" X 0.105"
3	T75482	SPRING	2		X X X	
4	24H1682	WASHER	1		X X X	13/32" X 7/8" X 0.120"
5	19H2116	CAP SCREW	1		X X X	3/8" X 2-1/2"
6	RE37987	BRACE	1		X X X	R.H. (SUB FOR RW22479)
7	19H1914	CAP SCREW	1		X X X	1/4" X 1"
8	24H1287	WASHER	2		X X X	9/32" X 5/8" X 0.060"
9	M63707	LOCK NUT	1		X X X	1/4"
10	19H2038	CAP SCREW	6	-XXXXXX	X X	(A) 3/8" X 1/2"
	19H2038	CAP SCREW	3	XXXXXX-	X X X	(B) 3/8" X 1/2"
11	R92347	SUPPORT	1	XXXXXX-	X X X	(B)
12	U42208	RUBBER MOUNT	2		X X X	
13	24H1176	WASHER	2		X X X	13/32" X 1-1/4" X 0.090"
14	K40003	LOCK NUT	2		X X X	3/8" HS, SAE 8
15	R86725	STRAP	1	-XXXXXX	X X	(A) LOWER
16	M43390	STUD	2	-XXXXXX	X X	(A)
17	24H1909	WASHER	4	-XXXXXX	X X	(A) 13/32" X 1-3/8" X 1/4"
18	R86724	STRAP	1	-XXXXXX	X X	(A) UPPER
19	R86728	SUPPORT	1	-XXXXXX	X X	(A)

(A) SERIAL NO. -005827 (RV1000); -001727 (RV1200)

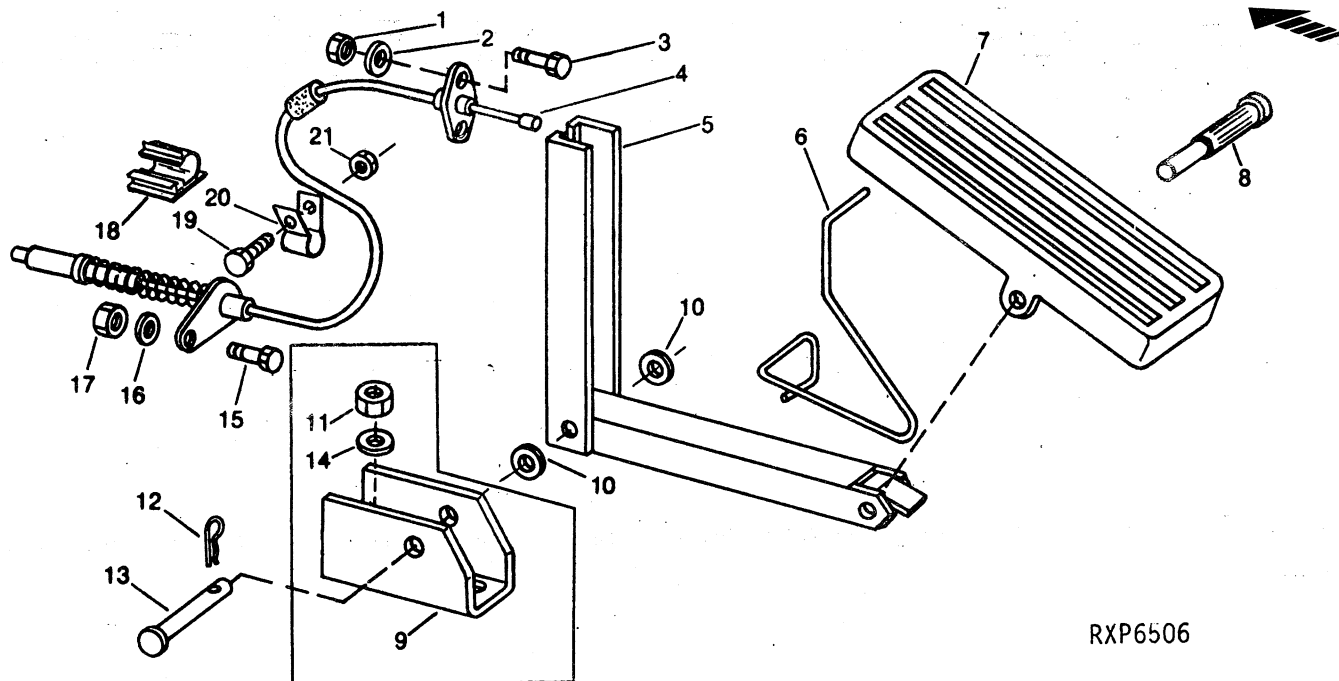
(B) SERIAL NO. 001000- (RV800); 005828- (RV1000); 001728- (RV1200)

A25

ENGINE COMPONENTS

ACCELERATOR PEDAL

RXP6506



RXP6506

KEY	PART NO.	PART NAME	QTY	CHASSIS SERIAL NO.	1 8 0 0 0	1 0 0 0 0	REMARKS
1	M63707	LOCK NUT	2		X	X	1/4"
2	24H1287	WASHER	2		X	X	9/32" X 5/8" X 0.060"
3	19H1919	CAP SCREW	2		X	X	1/4" X 5/8"
4	RE38473	CONDUCTOR	1		X	X	(SUB FOR RW23743)
5	RW22480	PEDAL	1		X	X	
6	RW23567	SPRING	1		X	X	
7	RW23566	PAD	1		X	X	
8	RW23568	PIN	1		X	X	
9	R87017	BRACKET	1	-XXXXXX	X	X	
10	24H1822	WASHER	3		X	X	11/32" X 7/8" X 0.060"
11	T25249	NUT	2	-XXXXXX	X	X	5/16"
12	R46528	SPRING LOCKING PIN	1		X	X	
13	C13051	PIN	1		X	X	
14	24H1822	WASHER	2	-XXXXXX	X	X	11/32" X 7/8" X 0.060"
15	19H3204	SCREW	1		X	X	NO. 10 X 5/8", FINE THREAD
16	12H340	LOCK WASHER	1		X	X	NO. 10
17	14H631	NUT	1		X	X	NO. 10, FINE THREAD
18	R76766	CLIP	2		X	X	CABLE TO CONTROL SUPPORT
	RW13326	CLAMP	1		X	X	
	AH87142	CLIP	1		X	X	
19	19H1919	CAP SCREW	1		X	X	1/4" X 5/8"
20	T13814	CLAMP	1		X	X	
21	M63707	LOCK NUT	1		X	X	

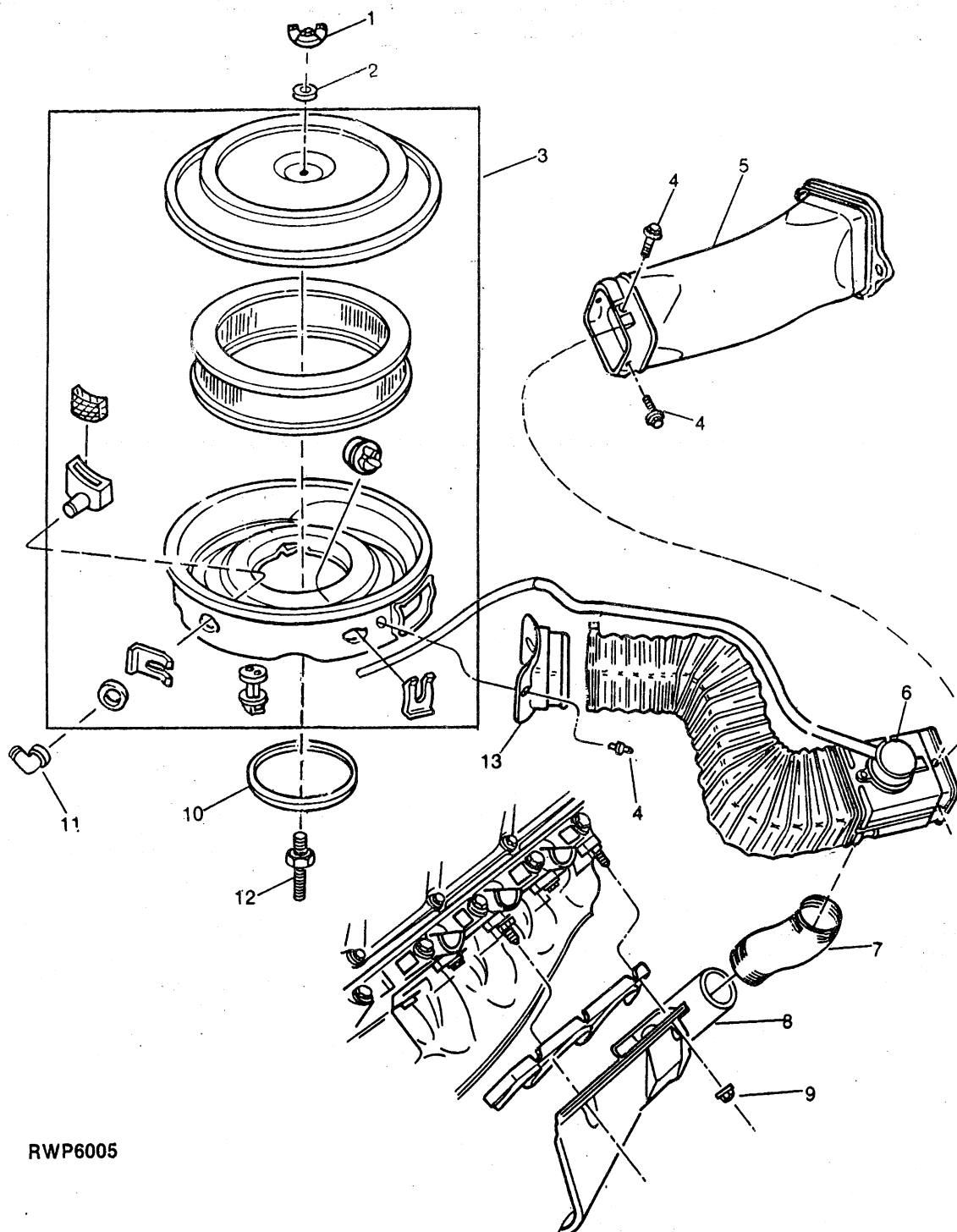
MEMORANDA

B02

FUEL AND AIR SYSTEM

AIR CLEANER

RWP6005



RWP6005

AIR CLEANER - CONTINUED

KEY	PART NO.	PART NAME	QTY	CHASSIS SERIAL NO.	1 1 8 0 2 0 0 0 0 0 0			REMARKS
1	RW23696	WING NUT	1		X	X	X	
2	C6TZ-9697A	GROMMET	1		X	X	X	FORD
3	E5UZ-9600G	AIR CLEANER	1		X	X	X	FORD
	RW23800	AIR CLEANER	1		X	X	X	CALIFORNIA
4	R99049	SCREW	5		X	X	X	1/4" - 14 X 1/2"
5	E0UZ-9A675A	TUBE	1		X	X	X	FORD
6	D8UZ-9A626A	AIR DUCT	1		X	X	X	FORD WITH VALVE
	HOSE	1		X	X	X	FORD 3/16" X 35", (MAKE FROM 25 FT. ROLL DIPZ-9324A)
7	R88058	AIR DUCT	1		X	X	X	
8	E5TZ-9A603A	SHROUD	1		X	X	X	FORD R.H., HEAT
	R88490	SHIELD	1		X	X	X	L.H., HEAT
9	RE33491	NUT	4		X	X	X	3/8"
10	RW23691	GASKET	1		X	X	X	
11	388962-S	ELBOW FITTING	1		X	X	X	FORD
12	389300-S2	STUD	1		X	X	X	FORD
13	D7UZ-9B676A	ADAPTER	1		X	X	X	FORD
..	H77698	TIE BAND	1		X	X	X	NYLON

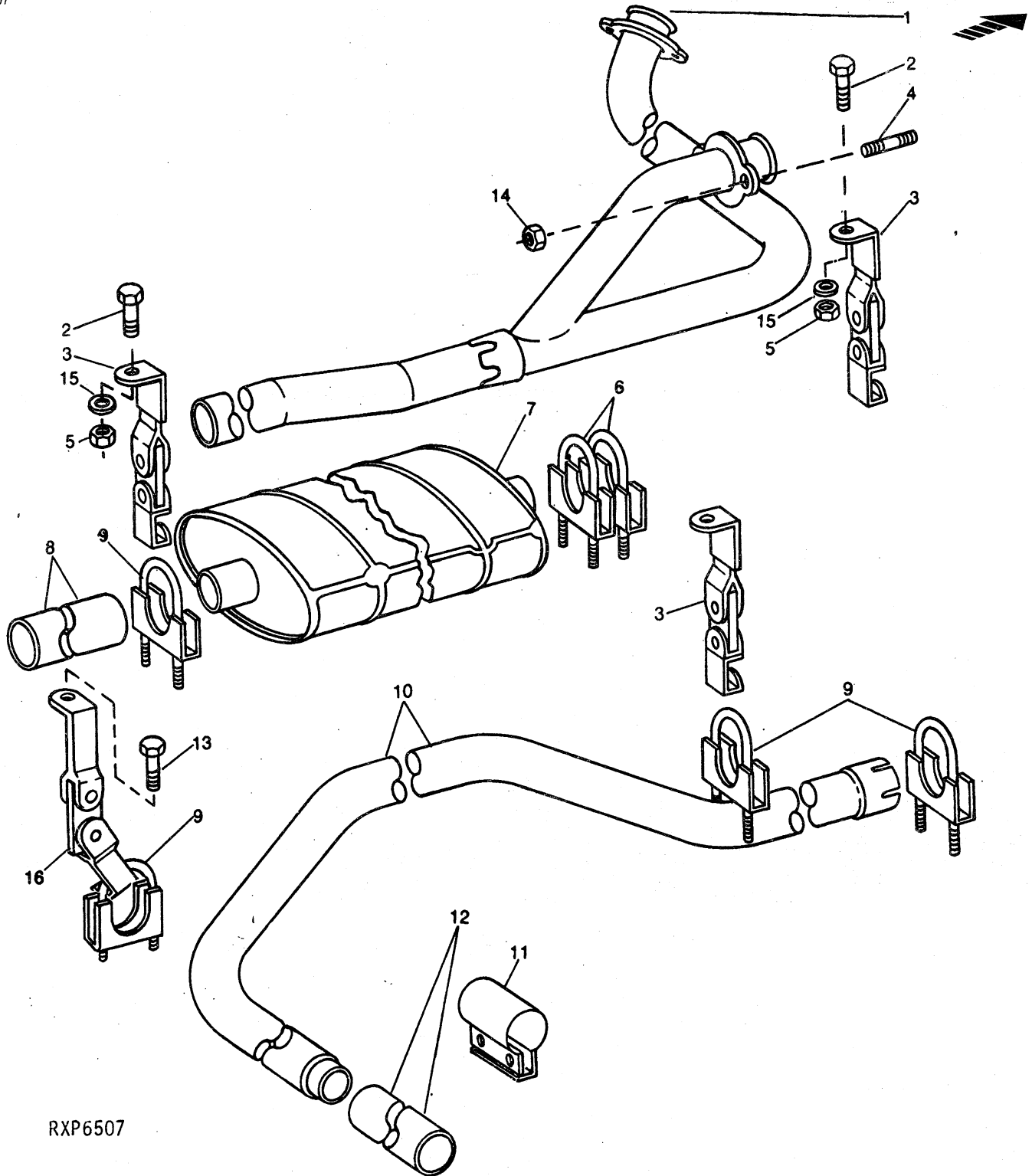
B04

FUEL AND AIR SYSTEM

EXHAUST SYSTEM
(RV1000 CHASSIS SERIAL NO.
(RV1200 CHASSIS SERIAL NO.

-002280)
-001223)

RXP6507



RXP6507

THIS PARTS LISTING IS CONTINUED

B05

FUEL AND AIR SYSTEM

EXHAUST SYSTEM - CONTINUED (RV1000 CHASSIS SERIAL NO. -002280) (RV1200 CHASSIS SERIAL NO. -001223)

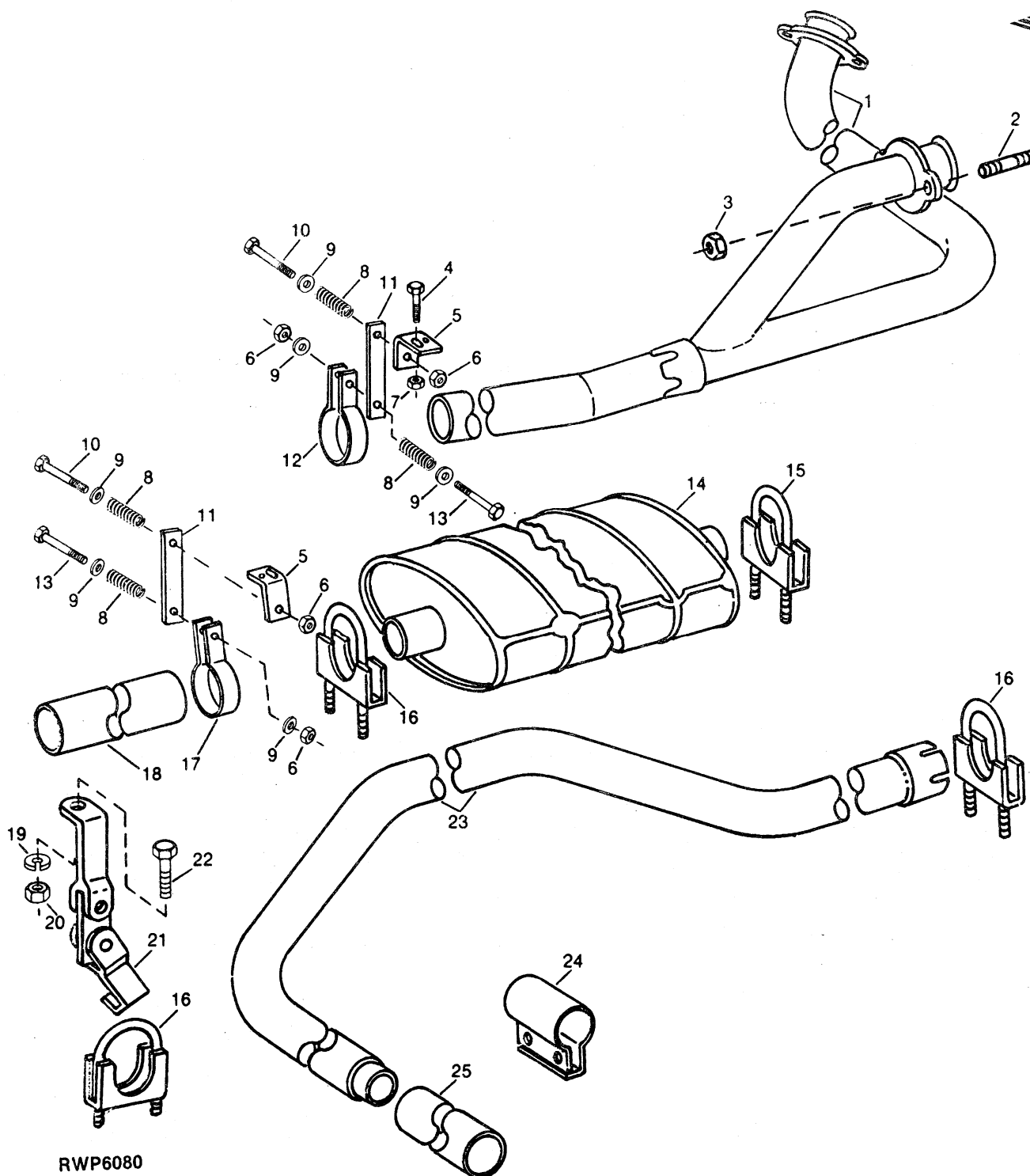
KEY	PART NO.	PART NAME	QTY	CHASSIS SERIAL NO.	1 1 8 0 2 0 0 0 0 0 0		REMARKS
1	RW23604	EXHAUST PIPE	1		X X		CROSSOVER
2	19H1732	CAP SCREW	3		X X		3/8" X 1-1/4"
3	HANGER	3		X X		(SUB RW24043)
4	387431-S2	STUD	4		X X		FORD
5	RE33491	NUT	4		X X		3/8"
6	RW23778	CLIP	2		X X		
7	RW23790	MUFFLER	1		X X		SHIELDED
8	RW23751	EXHAUST PIPE	1		X		190" CHASSIS
	RW23752	EXHAUST PIPE	1		X X		208" CHASSIS
	RW23753	EXHAUST PIPE	1		X X		228" CHASSIS
9	RW23779	CLIP	4		X X		
10	RW23749	EXHAUST PIPE	1		X X		
11	RW23608	CLAMP	1		X X		
12	RW23607	EXTENSION	1		X X		
13	19H2552	CAP SCREW	1		X X		3/8" X 1-1/8"
14	RE33492	NUT	4		X X		7/16"
15	24H1176	WASHER	4		X X		13/32" X 1-1/4" X 0.090"
16	RW23780	HANGER	1		X X		

B06

FUEL AND AIR SYSTEM

EXHAUST SYSTEM
(RV800 CHASSIS SERIAL NO. 001000-)
(RV1000 CHASSIS SERIAL NO. 002281-)
(RV1200 CHASSIS SERIAL NO. 001224-)

RWP6080



RWP6080

B07

FUEL AND AIR SYSTEM

EXHAUST SYSTEM - CONTINUED
 (RV800 CHASSIS SERIAL NO. 001000-)
 (RV1000 CHASSIS SERIAL NO. 002281-)
 (RV1200 CHASSIS SERIAL NO. 001224-)

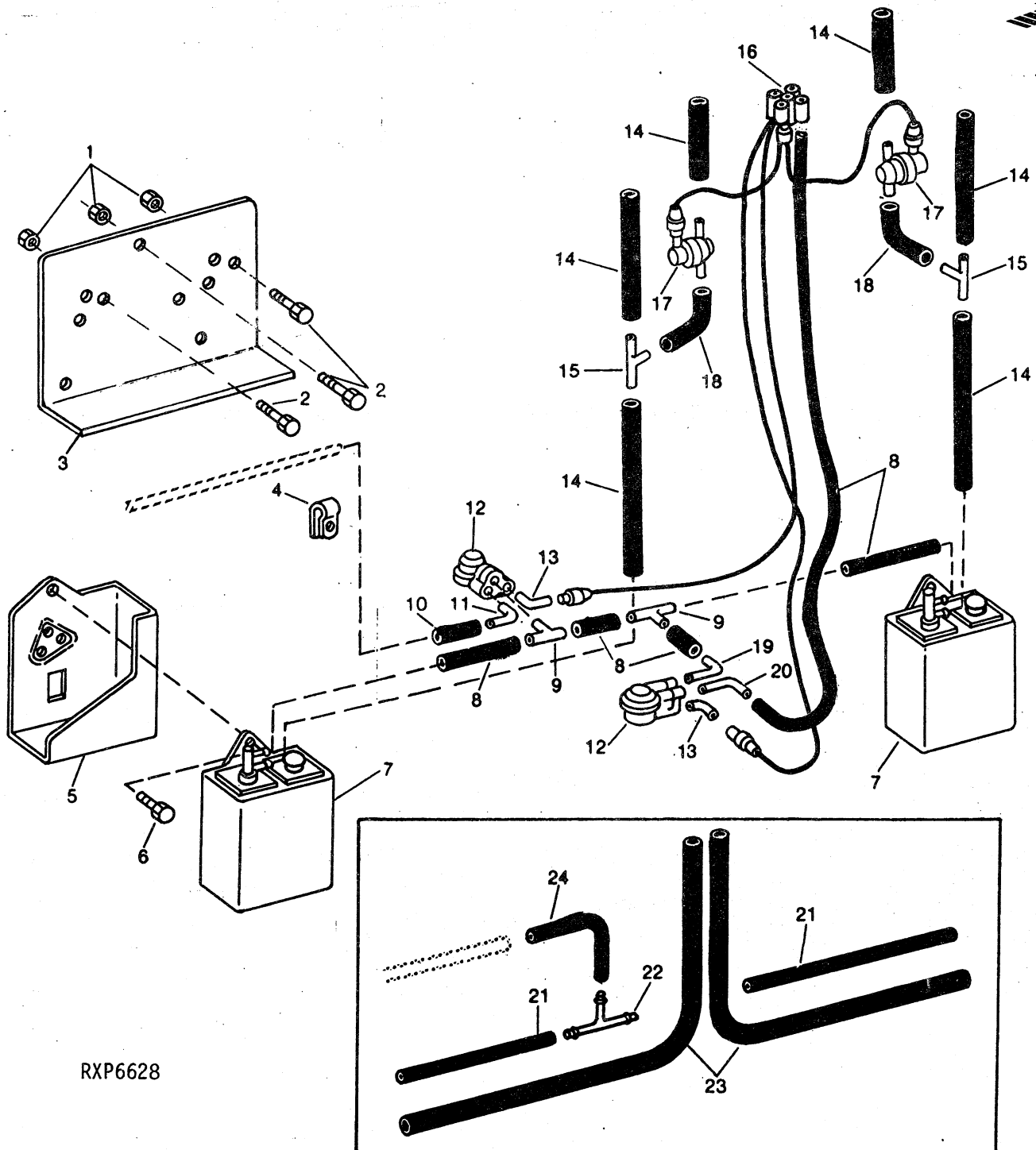
KEY	PART NO.	PART NAME	QTY	CHASSIS SERIAL NO.	REMARKS
				1 1 8 0 2 0 0 0 0 0 0	
1	RW23604	EXHAUST PIPE	1		X X X CROSSOVER
2	387431-S2	STUD	4		X X X FORD
3	R93746	LOCK NUT	4		X X X 7/16"
4	19H1732	CAP SCREW	AR		X X X 3/8" X 1-1/4"
5	R90594	ANGLE	AR		X X X (ORDER RW24043)
6	K40003	LOCK NUT	AR		X X X 3/8"
7	R93746	LOCK NUT	AR		X X X 3/8"
8	R93399	SPRING	AR		X X X
9	24H1682	WASHER	AR		X X X 13/32" X 7/8" X 0.120"
10	19H1733	CAP SCREW	AR		X X X 3/8" X 2-1/2"
11	R90593	STRAP	AR		X X X (ORDER RW24043)
12	R90596	CLAMP	1		X X X 2-1/2"
13	19H2023	CAP SCREW	AR		X X X 3/8" X 3-1/4"
14	RW23790	MUFFLER	1		X X X SHIELDED
15	RW23778	CLIP	1		X X X
16	RW23779	CLIP	3		X X X
17	R90597	CLAMP	AR		X X X 3", (ORDER RW24043)
18	RW23751	EXHAUST PIPE	1		X 190" CHASSIS
	RW23752	EXHAUST PIPE	1		X X 208" CHASSIS
	RW23753	EXHAUST PIPE	1		X 228" CHASSIS
19	24H1309	WASHER	1		X X X 13/32" X 1-1/16" X 0.120"
20	RE33491	NUT	1		X X X 3/8"
21	RW23780	HANGER	1		X X X
22	19H1732	CAP SCREW	1		X X X 3/8" X 1-1/4"
23	RW23749	EXHAUST PIPE	1		X X
	R94068	EXHAUST PIPE	1		X X 158.5" CHASSIS
24	RW23608	CLAMP	1		X X X
25	RW23607	EXTENSION	1		X X X
..	RW24043	KIT	AR		X X X (REPLACES ONE HANGER)

B08

FUEL AND AIR SYSTEM

FUEL VAPOR CANISTERS

RXP6628



RXP6628

FUEL VAPOR CANISTERS - CONTINUED

KEY	PART NO.	PART NAME	QTY	CHASSIS SERIAL NO.	1 1 8 0 2 0 0 0 0 0 0			REMARKS
1	K40003	LOCK NUT	9	-XXXXXX	X	X		(A) 3/8"
	K40003	LOCK NUT	3	XXXXXX-	X	X	X	(B)
2	19H1936	CAP SCREW	9	-XXXXXX	X	X		(A) 3/8" X 3/4"
	19H1936	CAP SCREW	3	XXXXXX-	X	X	X	(B) 3/8" X 3/4"
3	R86705	SUPPORT	1	-XXXXXX	X	X		(A)
	R92509	SUPPORT	1	XXXXXX-	X	X	X	(B)
4	AH87142	CLIP	1		X	X	X	
5	E0UZ-9D665A	BRACKET	2	-XXXXXX	X	X		(A) FORD
6	R99049	SCREW	2		X	X	X	1/4" X 1/2"
7	E0UZ-9C985C	RESERVOIR	2		X	X	X	
8	HOSE	AR		X	X	X	FORD (MAKE FROM 7/32" X 50' ROLL D3PZ-17543-A)
9	383009-S	TEE FITTING	2		X	X	X	FORD
10	HOSE	AR		X	X	X	FORD (MAKE FROM 5/32" X 50' ROLL D3PZ-17543-C)
11	389039-S	ELBOW FITTING	1		X	X	X	FORD
12	E5TZ-9B963B	VALVE	2		X	X	X	FORD
13	389038-S	ELBOW FITTING	2		X	X	X	FORD
14	HOSE	AR		X	X	X	FORD (MAKE FROM 5/16" X 25' ROLL E1PZ-9324-B)
15	388131-S	TEE FITTING	2		X	X	X	FORD
16	E5TE-9C987FD	HOSE	1		X	X	X	FORD NOT CALIFORNIA ENGINES
17	E5TZ-9B963A	VALVE	1		X	X	X	FORD
18	D9AZ-9G297C	HOSE	2		X	X	X	FORD
19	387065-S	ELBOW FITTING	1		X	X	X	FORD
20	387074-S	ELBOW FITTING	1		X	X	X	FORD
21	RW23661	HOSE	2		X	X	X	SAE 30R7, 1/4" X 4", CALIFORNIA
22	RW23718	TEE FITTING	1		X	X	X	CALIFORNIA
23	HOSE	2		X	X	X	SAE 30R2, 3/8" X 18", CALIFORNIA
24	R96954	HOSE	1		X	X	X	SAE 30 R7, 1/4" X 8", CALIFORNIA

(A) SERIAL NO. -004925 (RV1000); -001535 (RV1200)

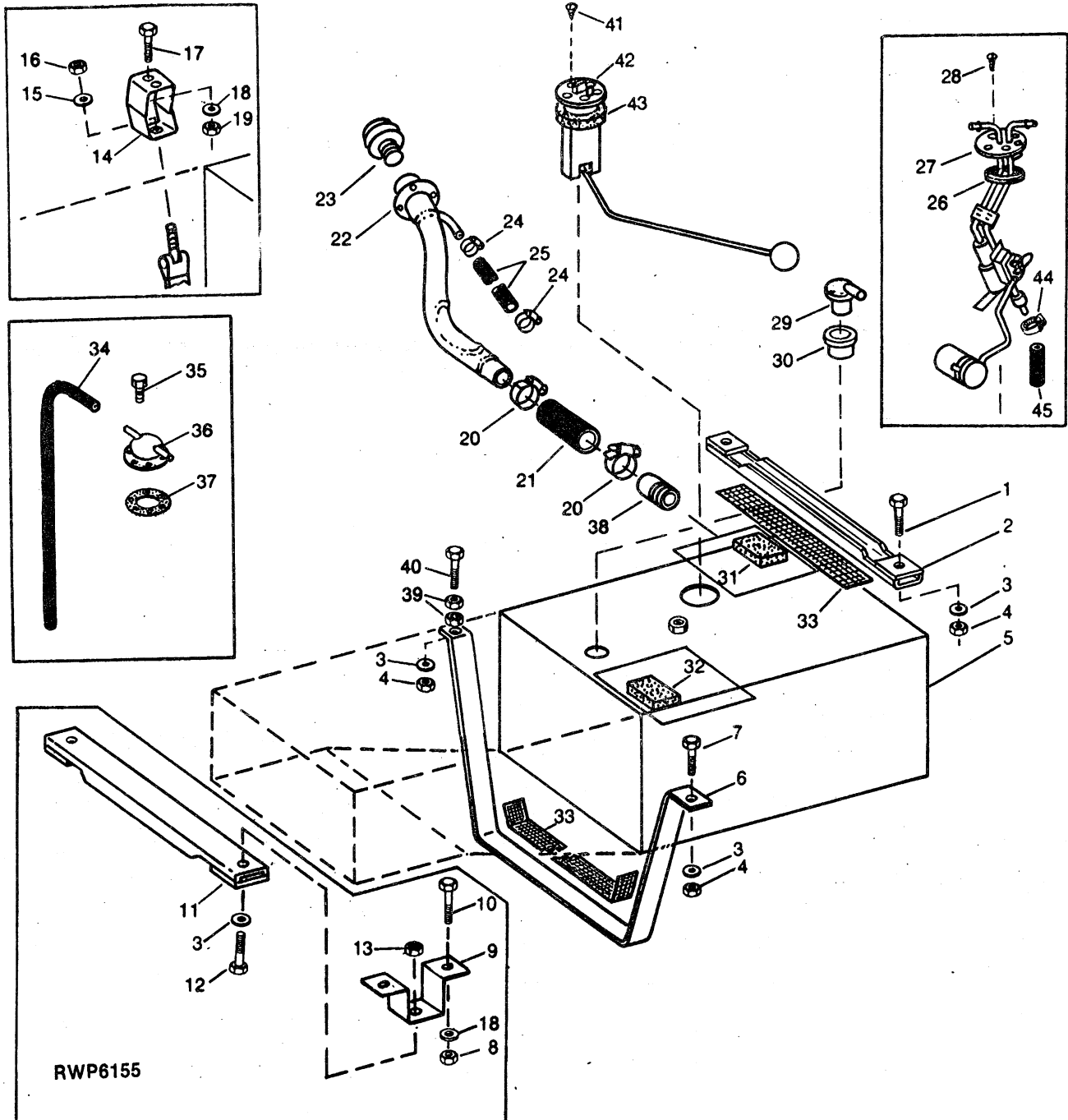
(B) SERIAL NO. 001000- (RV800); 004926- (RV1000); 001536- (RV1200)

B10

FUEL AND AIR SYSTEM

FUEL TANK
(RV1000 CHASSIS SERIAL NO. -006535)
(RV1200 CHASSIS SERIAL NO. -001809)

RWP6155



FUEL TANK - CONTINUED
(RV1000 CHASSIS SERIAL NO. -006535)
(RV1200 CHASSIS SERIAL NO. -001809)

KEY	PART NO.	PART NAME	QTY	CHASSIS SERIAL NO.	1 1 8 0 2 0 0 0 0 0 0		REMARKS
1	19H1831	CAP SCREW	4		X X	(A) 1/2" X 2"	
	19H1831	CAP SCREW	6		X X	(B) 1/2" X 2"	
2	RW22421	SUPPORT	2		X X	(A)	
	RW22421	SUPPORT	3		X X	(B)	
3	R90557	LOCK WASHER	4		X X	(A)	
	R90557	LOCK WASHER	6		X X	(B)	
	R90557	WASHER	12		X X	(C)	
4	R93746	LOCK NUT	4		X X	(A) 1/2"	
	R93746	LOCK NUT	6		X X	(B) 1/2"	
	R93746	LOCK NUT	12		X X	(C) 1/2"	
5	RW23025	FUEL TANK	1		X X	(A) (EARLY DESIGN) (SUB RW24761)	
	RW23968	FUEL TANK	1	-XXXXXX	X X	(A) (SUB RW24761)	
	RW23860	FUEL TANK	1	-XXXXXX	X X	(B) (SUB RW24760)	
	RE38838	FUEL TANK	1	XXXXXX-	X X	(C) (SUB FOR RE32994 OR RE38335)	
6	RW23547	STRAP	2	-XXXXXX	X X	(A)	
	RW23983	STRAP	2	XXXXXX-	X X	(A)	
	RW23896	STRAP	2	-XXXXXX	X X	(B)	
	RW23984	STRAP	2	XXXXXX-	X X	(B)	
7	19H1777	CAP SCREW	2		X X	1/2" X 1-3/4"	
	19H1721	CAP SCREW	2	XXXXXX-	X X	1/2" X 1-1/2"	
8	RE33491	LOCK NUT	4		X X	(B) 3/8"	
9	R87563	HANGER	2		X X	(B)	
10	19H1731	CAP SCREW	4		X X	(B) 3/8" X 1"	
11	RW22421	SUPPORT	1		X X	(B)	
12	19H2644	CAP SCREW	2		X X	(B) 1/2" X 2-1/2"	
13	R93746	LOCK NUT	2		X X	(B) 1/2"	
14	RW22485	BRACKET	2	-XXXXXX	X X		
15	R90557	LOCK WASHER	2		X X		
16	R93746	LOCK NUT	2	-XXXXXX	X X	(A) 1/2"	
	R93747	LOCK NUT	2	-XXXXXX	X X	(B) 1/2", FINE THREAD	
17	19H1731	CAP SCREW	4	-XXXXXX	X X	3/8" X 1"	
18	R90557	LOCK WASHER	2	-XXXXXX	X X		
19	RE33491	LOCK NUT	4	-XXXXXX	X X	3/8"	
20	AR48499	CLAMP	2		X X		
21	RW23552	HOSE	1		X X		
22	RW23937	FILLER NECK	1		X X		
23	RW23760	FILLER CAP	1		X X	VENTED	
24	AR21837	CLAMP	2		X X		
25	HOSE	1		X X	5/8" X 46", SAE 30R1	
26	E6UZ-9276A	GASKET	1	-XXXXXX	X X	FORD	
27	RW23998	FUEL PUMP	1	-XXXXXX	X X	WITH SENDER, (SUB FOR RW23769)	
28	E5HZ-9N005A	SCREW	6	-XXXXXX	X X	FORD SEALING	
29	E7DZ-9B593A	VENT	1		X X	FORD	
30	E3EC-9B076AA	GROMMET	1		X X	FORD	
31	FOAM PAD	1	-XXXXXX	X X	1/2" X 2" X 3-1/2", (MAKE FROM R34688)	
32	FOAM PAD	1	-XXXXXX	X X	1/2" X 2" X 3-1/2", (MAKE FROM R34688)	
33	R96574	CUSHION	4		X X	(A)	
	R96574	CUSHION	6	-XXXXXX	X X	(B)	
	R96574	CUSHION	5	XXXXXX-	X X	(C)	
34	HOSE	1		X X	(A) 1/4" X 24", SAE 30R1 (EARLY DESIGN)	
35	E5HZ-9N005A	SCREW	6		X X	(A) (EARLY DESIGN)	
36	E5HZ-9B593A	VENT	1		X X	(A) (EARLY DESIGN)	
37	E5HZ-9J588A	GASKET	1		X X	(A) (EARLY DESIGN)	
38	R87793	THREADED NIPPLE	1	-XXXXXX	X X	(A) FILLER (EARLY DESIGN)	
	R93223	THREADED NIPPLE	1	XXXXXX-	X X	FILLER	
39	14H1040	NUT	2	-XXXXXX	X X	(B) 1/2"	
	14H1040	NUT	8	XXXXXX-	X X	(C) 1/2"	
40	19H2060	CAP SCREW	2	-XXXXXX	X X	(B) 1/2" X 3"	
	19H2060	CAP SCREW	4	XXXXXX-	X X	(C) 1/2" X 3"	
41	R96328	SCREW	5	XXXXXX-	X X	(C)	
42	RW24250	SENDER	1	XXXXXX-	X X	(C)	
43	M89640	GASKET	1	XXXXXX-	X X	(C)	
44	AR48236	CLAMP	1	-XXXXXX	X X		
45	R92244	HOSE	1	-XXXXXX	X X	1/4" X 2-1/2", SAE 30R2	

(A) 60 GALLON

(B) 90 GALLON, SQUARE CORNERS

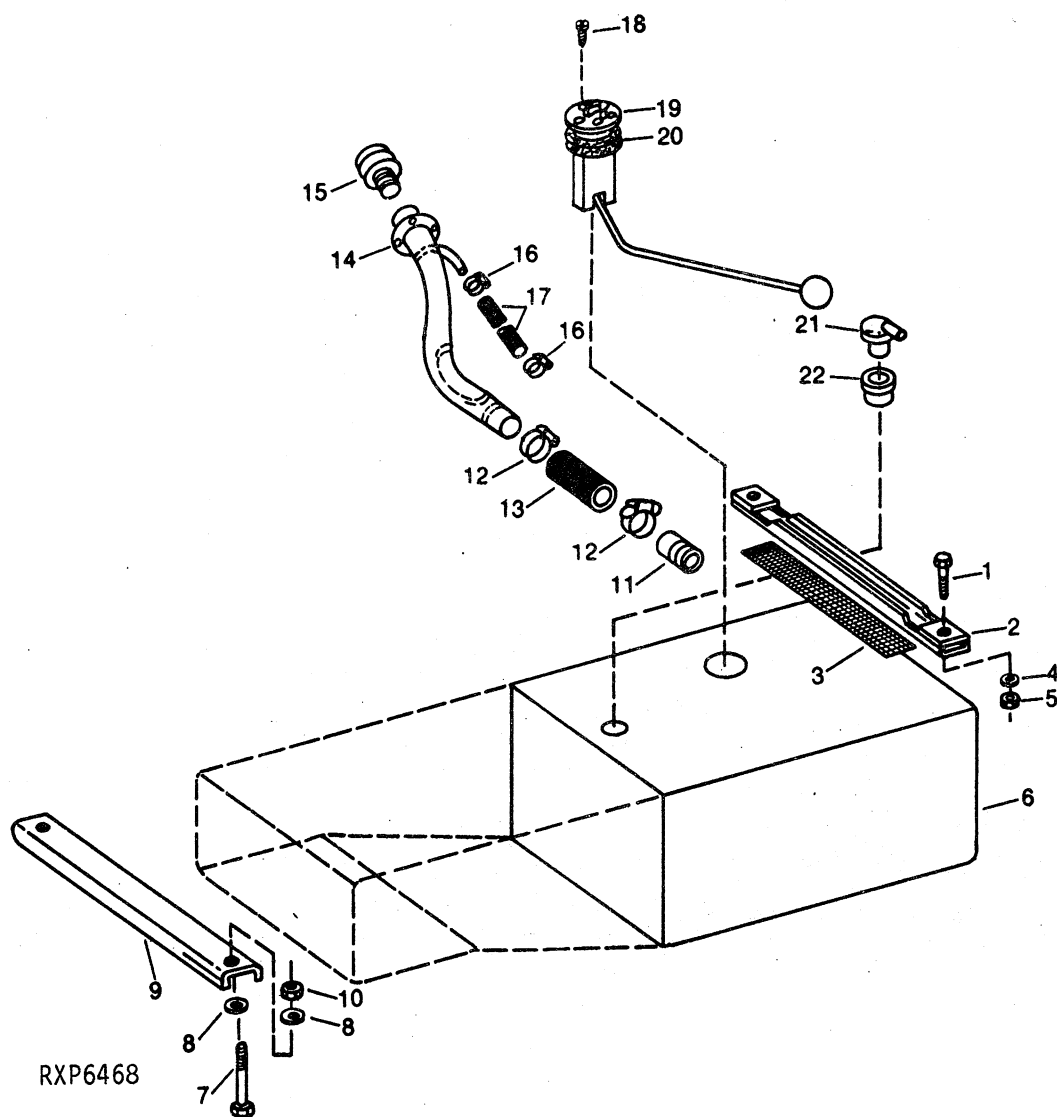
(C) 100 GALLON, RADIUS CORNERS

B12

FUEL AND AIR SYSTEM

FUEL TANK
 (RV800 CHASSIS SERIAL NO. 001000-)
 (RV1000 CHASSIS SERIAL NO. 006536-)
 (RV1200 CHASSIS SERIAL NO. 001810-)

RXP6468



B13

FUEL AND AIR SYSTEM

FUEL TANK - CONTINUED
 (RV800 CHASSIS SERIAL NO. 001000-)
 (RV1000 CHASSIS SERIAL NO. 006536-)
 (RV1200 CHASSIS SERIAL NO. 001810-)

KEY	PART NO.	PART NAME	QTY	CHASSIS SERIAL NO.	1 1 8 0 2 0 0 0 0 0 0	REMARKS
1	19H1831	CAP SCREW	4		X X X	1/2" X 2"
2	RW22421	SUPPORT	2		X X X	
3	R96574	CUSHION	4		X X X	(A)
	R96574	CUSHION	5		X X X	(B)
4	R90557	WASHER	4		X X X	
5	R93746	LOCK NUT	4		X X X	
6	RE38837	FUEL TANK	1		X X X	(A) (SUB FOR RE33686 OR RE35955)
	RE38838	FUEL TANK	1		X X X	(B) (SUB FOR RE32944 OR RE38335)
7	08H4822	BOLT	4		X X X	1/2" X 12"
	08H4226	BOLT	2		X X X	(B) 1/2" X 6-1/2"
8	R90557	WASHER	8		X X X	(A)
	R90557	WASHER	12		X X X	(B)
9	R96842	SUPPORT	2		X X X	(A)
	R96842	SUPPORT	3		X X X	(B)
10	R93746	LOCK NUT	4		X X X	(A) 1/2"
	R93746	LOCK NUT	6		X X X	(B) 1/2"
11	R93223	THREADED NIPPLE	1		X X X	
12	AR48499	CLAMP	2		X X X	
13	RW23552	HOSE	1		X X X	
14	RW23937	FILLER NECK	1		X X X	
15	RW23760	FILLER CAP	1		X X X	
16	AR21837	CLAMP	2		X X X	
17	HOSE	1		X X X	5/8" X 46" SAE 30R1
18	R96328	SCREW	5		X X X	
19	RW24250	SENDER	1		X X X	
20	M89640	GASKET	1		X X X	
21	E7DZ-9B593A	VENT	1		X X X	FORD
22	E3EC-9B076AA	GROMMET	1		X X X	FORD

(A) 60 GALLON

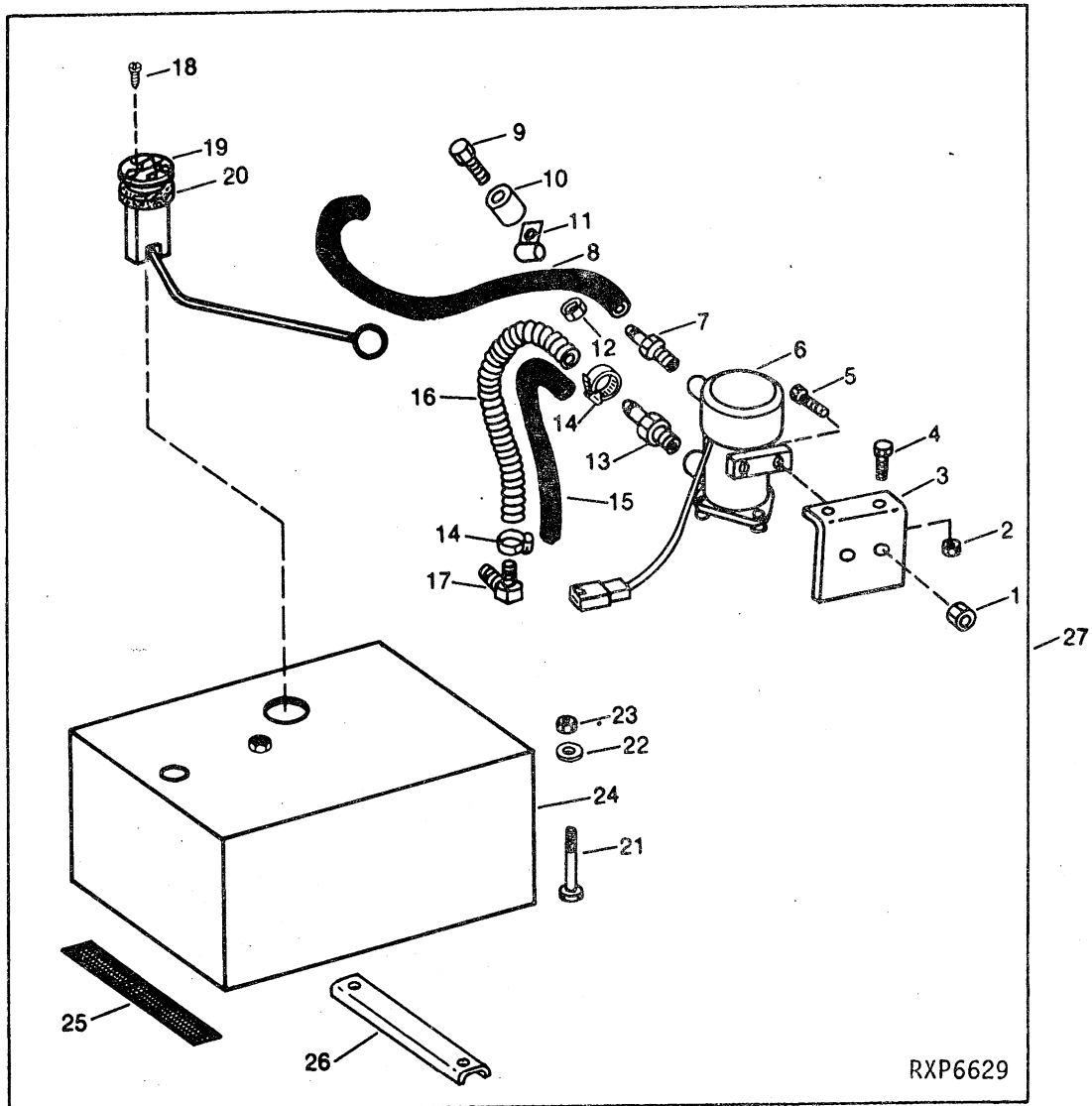
(B) 90 GALLON

B14

FUEL AND AIR SYSTEM

FUEL TANK KIT - 60 GALLON

RXP6629



RXP6629

B15

FUEL AND AIR SYSTE

FUEL TANK KIT - 60 GALLON - CONTINUED

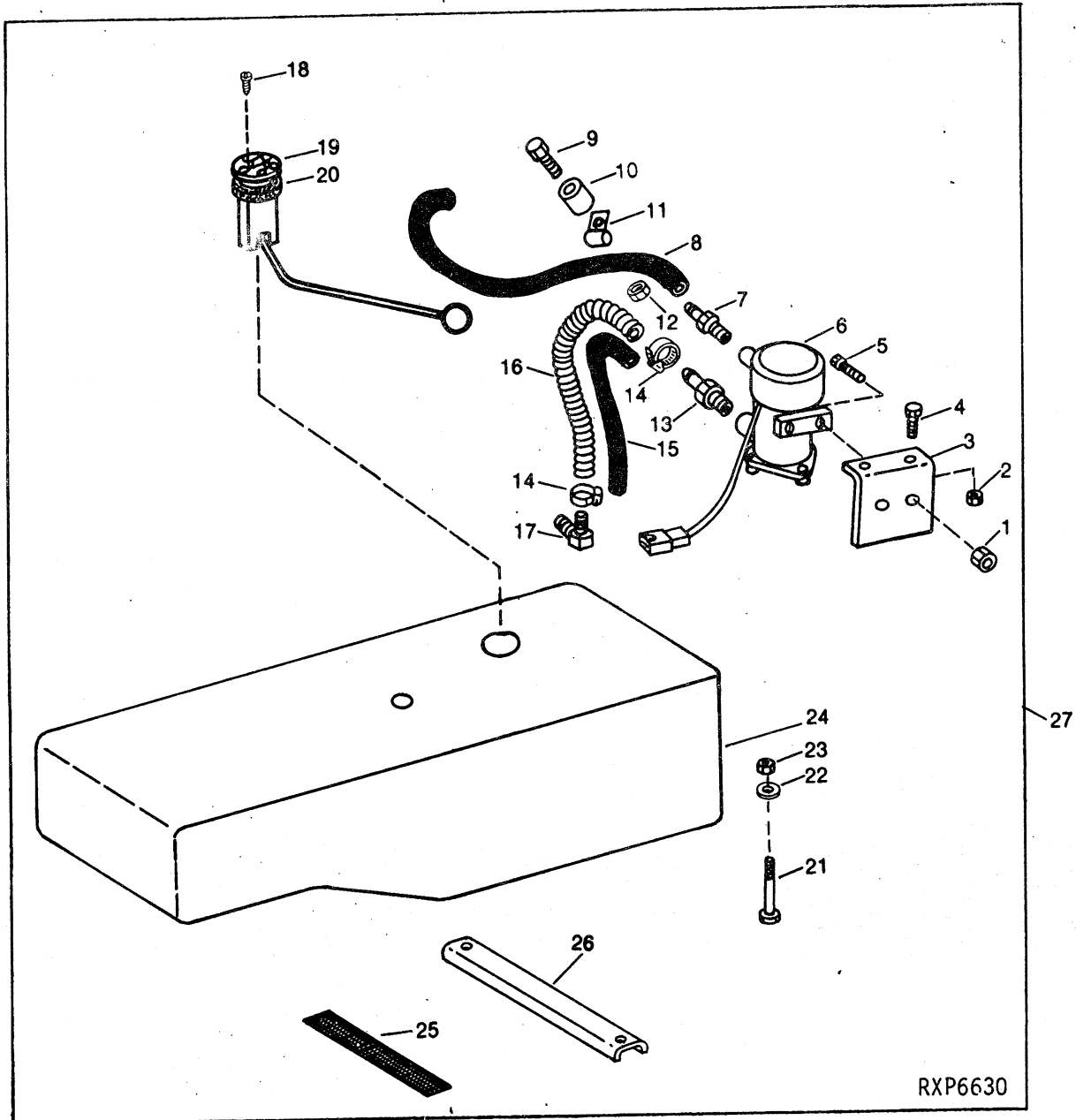
KEY	PART NO.	PART NAME	QTY	CHASSIS SERIAL NO.	1 1 8 0 2 0 0 0 0 0 0	REMARKS
1	M63707	LOCK NUT	2		X X	
2	K40003	LOCK NUT	2		X X	
3	R93295	SUPPORT	1		X X	
4	19H1731	CAP SCREW	2		X X	3/8" X 1"
5	19H1948	CAP SCREW	2		X X	1/4" X 3/4"
6	RW24286	PUMP	1		X X	FUEL
7	R94820	THREADED NIPPLE	1		X X	
8	R93805	HOSE	1		X X	5/16" X 25"
9	19H1905	CAP SCREW	1		X X	5/16" X 1"
10	28H1883	SPACER	1		X X	0.364" X 0.540" X 1/2"
11	R72853	CLAMP	1		X X	
12	RE33490	NUT	1		X X	
13	T19651	HOSE FITTING	1		X X	
14	AR21837	CLAMP	2		X X	
15	R93806	HOSE	1		X X	1/2" X 10-1/2"
16	R93807	GUARD	1		X X	
17	T18250	HOSE FITTING	1		X X	
18	R96328	CAP SCREW	5		X X	
19	RE35354	SENDER	1		X X	FUEL
20	M89640	GASKET	1		X X	FUEL SENDER
21	08H4822	BOLT	4		X X	1/2" X 12"
22	R90557	WASHER	4		X X	
23	R93746	LOCK NUT	4		X X	
24	RE38837	FUEL TANK	1		X X	(SUB FOR RE33686 OR RE35955)
25	R96574	CUSHION	2		X X	
26	R96482	BRACKET	2		X X	FUEL TANK
27	RW24761	FUEL TANK	1		X X	KIT

B16

FUEL AND AIR SYSTEM

FUEL TANK KIT - 90 GALLON

RXP6630



RXP6630

B17

FUEL AND AIR SYSTEM

FUEL TANK KIT - 90 GALLON - CONTINUED

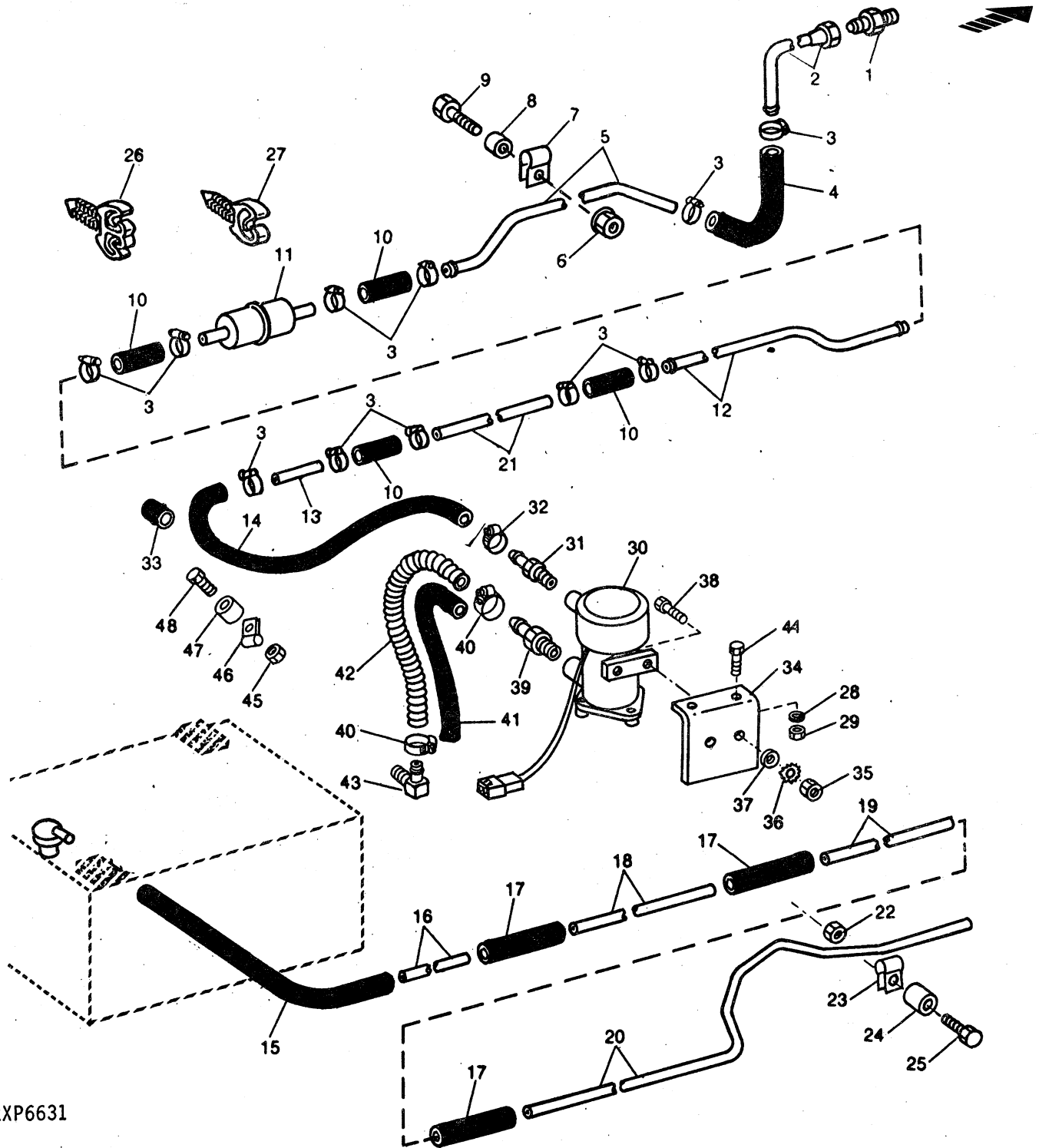
KEY	PART NO.	PART NAME	QTY	CHASSIS SERIAL NO.	1 1 8 0 2 0 0 0 0 0 0	REMARKS
1	M63707	LOCK NUT	2		X X	
2	K40003	LOCK NUT	2		X X	
3	R93295	SUPPORT	1		X X	
4	19H1731	CAP SCREW	2		X X	3/8" X 1"
5	19H1948	CAP SCREW	2		X X	1/4" X 3/4"
6	RW24286	PUMP	1		X X	FUEL
7	R94820	THREADED NIPPLE	1		X X	
8	R93805	HOSE	1		X X	5/16" X 25"
9	19H1905	CAP SCREW	1		X X	5/16" X 1"
10	28H1883	SPACER	1		X X	0.364" X 0.540" X 1/2", (SUB FOR R54701)
11	R72853	CLAMP	1		X X	
12	RE33490	NUT	1		X X	
13	T19651	HOSE FITTING	1		X X	
14	AR21837	CLAMP	2		X X	
15	R93806	HOSE	1		X X	1/2" X 10-1/2"
16	R93807	GUARD	1		X X	
17	T18250	HOSE FITTING	1		X X	90°
18	R96328	CAP SCREW	5		X X	
19	RE35354	SENDER	1		X X	FUEL
20	M89640	GASKET	1		X X	SENDER
21	08H4822	BOLT	4		X X	1/2" X 12"
	08H4226	CAP SCREW	2		X X	1/2" X 6-1/2", REAR
22	R90557	WASHER	6		X X	CONED
23	R93746	LOCK NUT	6		X X	
24	RE38838	FUEL TANK	1		X X	(SUB FOR RE32994 OR RE38335)
25	R96574	CUSHION	3		X X	
26	R96842	BRACKET	3		X X	FUEL TANK
27	RW24760	FUEL TANK	1		X X	KIT

B18

FUEL AND AIR SYSTEM

FUEL AND VENT PIPES
(RV1000 CHASSIS SERIAL NO. -006535)
(RV1200 CHASSIS SERIAL NO. -001809)

RXP6631



RXP6631

B19

FUEL AND AIR SYSTEM

FUEL AND VENT PIPES - CONTINUED (RV1000 CHASSIS SERIAL NO. -006535) (RV1200 CHASSIS SERIAL NO. -001809)

KEY	PART NO.	PART NAME	QTY	CHASSIS SERIAL NO.	REMARKS
1	RW23686	FITTING	1	-XXXXXX	X X
2	RW23685	FUEL LINE	1	-XXXXXX	X X
	RE32944	FUEL LINE	1	XXXXXX-	X X
3	AR48236	CLAMP	12		X X
4	HOSE	1		X X 5/16" X 3/4", SAE 30R7
5	RW23528	OIL LINE	1		X X FRONT FUEL
6	M63707	LOCK NUT	1		X X 1/4"
	RE33490	LOCK NUT	AR		X X 5/16"
7	M47566	CLIP	AR		X X
8	28H1883	SPACER	AR		X X 0.364" X 0.540" X 1/2"
9	19H1902	CAP SCREW	AR		X X 3/8" X 5-1/2"
	19H1913	CAP SCREW	AR		X X 5/16" X 2-1/4"
10	HOSE	4		X X 5/16" X 3", SAE 30R7
11	RW24003	FUEL FILTER	1		X X
12	RW23503	OIL LINE	1		X X
13	R94061	TUBE	1		X 158.5" CHASSIS
	RW23506	TUBE	1		X X REAR FUEL (178", 190", 208", 228" CHASSIS)
14	R93805	HOSE	1		X X 5/16" X 25", SAE 30R7
15	RW23662	HOSE	1		X X 1/4" X 56", SAE 30R7
16	R94062	TUBE	1		X 158.5" CHASSIS
	RW23513	TUBE	1		X X REAR VENT (178", 190", 208", 228" CHASSIS)
17	HOSE	3		X X 1/4" X 3", SAE 30R7
18	RW23672	TUBE	1		X X 190" CHASSIS
	RW23673	TUBE	1		X X 208" CHASSIS
	RW23674	TUBE	1		X X 228" CHASSIS
19	RW23508	TUBE	1		X X
20	RW23530	OIL LINE	1		X X FRONT VENT
21	RW23669	TUBE	1		X X 190" CHASSIS
	RW23670	TUBE	1		X X 208" CHASSIS
	RW23671	TUBE	1		X X 228" CHASSIS
22	RE33490	LOCK NUT	AR		X X 5/16"
	M63707	LOCK NUT	1		X X 1/4"
23	AH87142	CLIP	AR		X X
24	28H1883	SPACER	AR		X X 0.364" X 0.540" X 1/2", (SUB FOR R54701)
25	19H1849	CAP SCREW	AR		X X 5/16" X 1-1/4"
	19H1905	CAP SCREW	1		X X 5/16" X 1"
26	R92183	CLIP	AR		X X (DUAL)
27	R92182	CLIP	AR		X X (SINGLE)
28	12H304	LOCK WASHER	2	XXXXXX-	X X (A)
29	K40003	LOCK NUT	2	XXXXXX-	X X (A)
30	RW24286	PUMP	1	XXXXXX-	X X (A)
	RE35883	FILTER	1		X X (A)
	R97263	GASKET	1		X X (A)
31	R94820	FITTING	1	XXXXXX-	X X (A)
32	AR48236	CLAMP	1	XXXXXX-	X X (A)
33	R45847	HOSE	1	XXXXXX-	X X (A)
34	R93295	BRACKET	1	XXXXXX-	X X (A)
35	M63707	LOCK NUT	2	XXXXXX-	X X (A)
36	WASHER	2	XXXXXX-XXXXXX	X X (A)
37	24H1286	WASHER	2	XXXXXX-	X X (A) 9/32" X 1/2" X 0.060"
38	19H1948	CAP SCREW	2	XXXXXX-	X X (A) 1/4" X 3/4"
39	T19651	HOSE FITTING	1	XXXXXX-	X X (A)
40	AR77962	CLAMP	2	XXXXXX-	X X (A)
41	R93806	HOSE	1	XXXXXX-	X X (A) 5/16" X 10-1/2", SAE 30R7
42	R93807	GUARD	1	XXXXXX-	X X (A)
43	T18250	HOSE FITTING	1	XXXXXX-	X X (A)
44	19H1731	CAP SCREW	2	XXXXXX-	X X (A) 3/8" X 1"
45	RE33490	NUT	1		X X
46	R72853	CLAMP	1		X X
47	28H1883	SPACER	1		X X 0.364" X 0.540" X 1/2"
48	19H1905	CAP SCREW	1		X X
	RW23687	DECAL	1	XXXXXX-	X X (A) FUEL PUMP

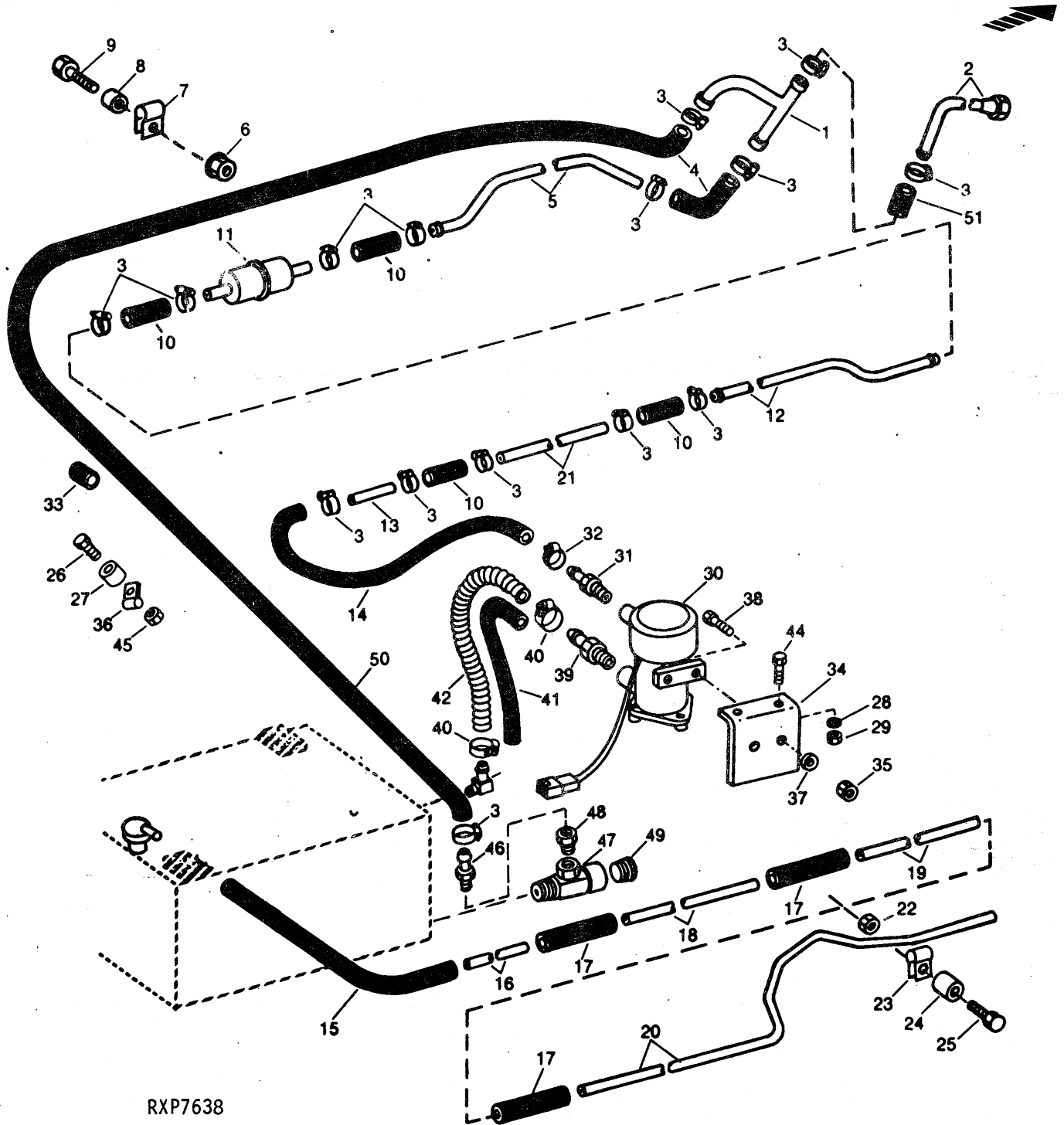
(A) SERIAL NO. 001000- (RV800); 006536- (RV1000); 001810- (RV1200)

B20

FUEL AND AIR SYSTEM

FUEL AND VENT PIPES
(RV800 CHASSIS SERIAL NO. 001000-001700)
(RV1000 CHASSIS SERIAL NO. 006536-012300)
(RV1200 CHASSIS SERIAL NO. 001810-003700)

RXP7638



RXP7638

B21

FUEL AND AIR SYSTE

FUEL AND VENT PIPES - CONTINUED
(RV800 CHASSIS SERIAL NO. 001000-001700)
(RV1000 CHASSIS SERIAL NO. 006536-012300)
(RV1200 CHASSIS SERIAL NO. 001810-003700)

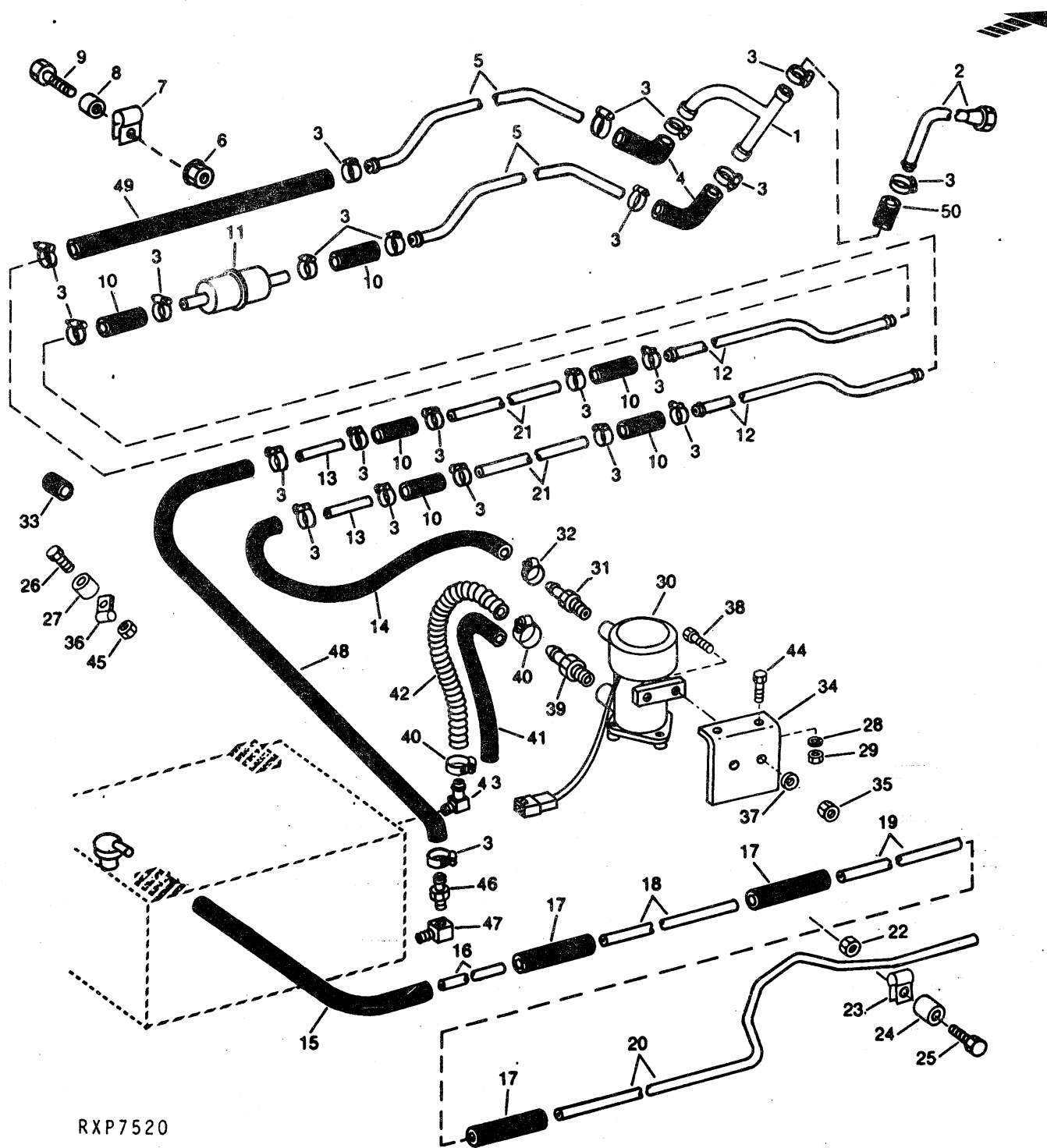
KEY	PART NO.	PART NAME	QTY	CHASSIS SERIAL NO.	REMARKS
-----	----------	-----------	-----	-----------------------	---------

B22

FUEL AND AIR SYSTEM

FUEL AND VENT PIPES
(RV800 CHASSIS SERIAL NO. 001701-)
(RV1000 CHASSIS SERIAL NO. 012301-)
(RV1200 CHASSIS SERIAL NO. 003701-)

RXP7520



RXP7520

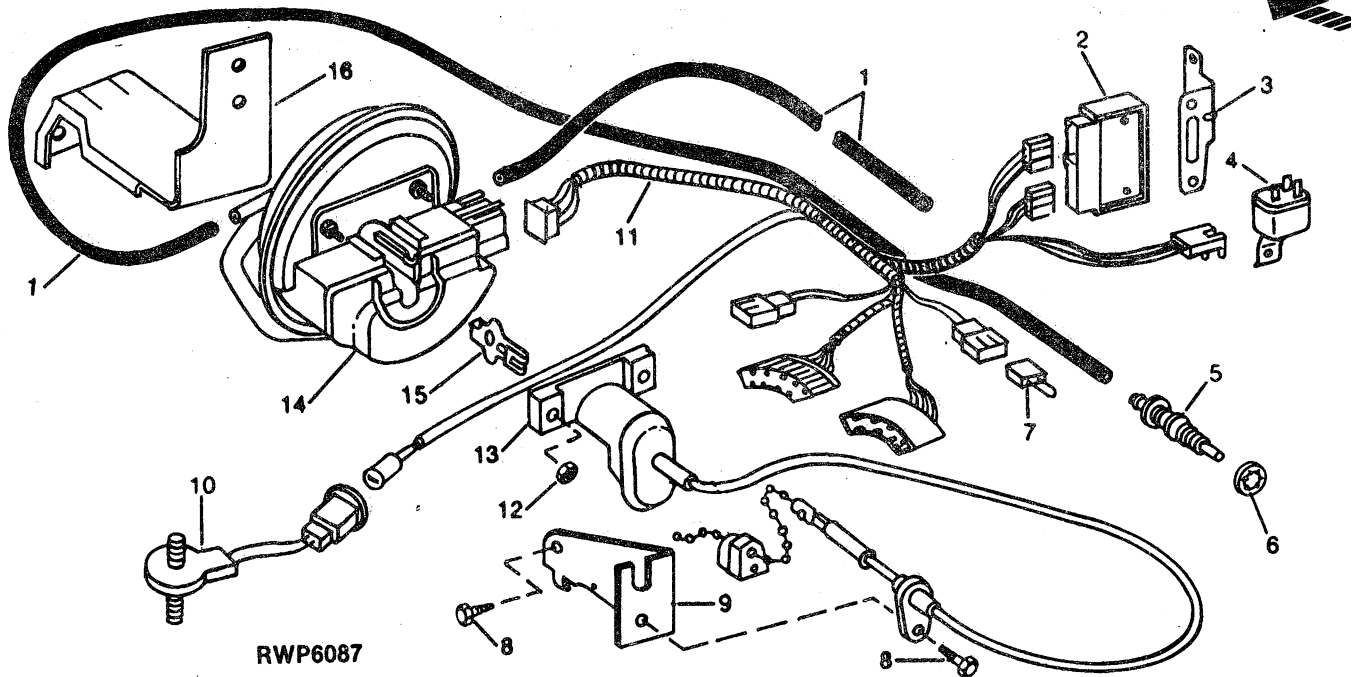
FUEL AND VENT PIPES - CONTINUED
 (RV800 CHASSIS SERIAL NO. 001701-)
 (RV1000 CHASSIS SERIAL NO. 012301-)
 (RV1200 CHASSIS SERIAL NO. 003701-)

KEY	PART NO.	PART NAME	QTY	CHASSIS SERIAL NO.	REMARKS
				1 1 8 0 2 0 0 0 0 0 0	
1	RE38832	TEE FITTING	1		X X X
2	RE32944	FUEL LINE	1		X X X
3	AR48236	CLAMP	AR		X X X
4	R93805	HOSE	2		X X X 5/16" X 16", SAE 30R7
5	RW23528	OIL LINE	2		X X X FRONT FUEL
6	M63707	LOCK NUT	1		X X X 1/4"
	RE33490	LOCK NUT	AR		X X X 5/16"
7	M47566	CLIP	AR		X X X
8	28H1883	SPACER	AR		X X X 0.364" X 0.540" X 1/2"
9	19H1902	CAP SCREW	AR		X X X 3/8" X 5-1/2"
	19H1913	CAP SCREW	AR		X X X 5/16" X 2-1/4"
10	RW23515	HOSE	AR		X X X 5/16" X 3", SAE 30R7
11	RW24003	FUEL FILTER	1		X X X
12	RW23503	OIL LINE	2		X X X
13	R94061	TUBE	2		X X 158.5" CHASSIS
	RW23506	TUBE	2		X X REAR FUEL (178", 190", 208", 228" CHASSIS)
14	R93805	HOSE	2		X X X 5/16" X 25", SAE 30R7
15	RW23662	HOSE	1		X X X 1/4" X 56", SAE 30R7
16	R94062	TUBE	1		X X 158.5" CHASSIS
	RW23513	TUBE	1		X X REAR VENT (178", 190", 208", 228" CHASSIS)
17	HOSE	3		X X X 1/4" X 3", SAE 30R7
18	RW23672	TUBE	1		X X 190" CHASSIS
	RW23673	TUBE	1		X X 208" CHASSIS
	RW23674	TUBE	1		X X 228" CHASSIS
19	RW23508	TUBE	1		X X X
20	RW23530	OIL LINE	1		X X X FRONT VENT
21	RW23669	TUBE	2		X X 190" CHASSIS
	RW23670	TUBE	2		X X 208" CHASSIS
	RW23671	TUBE	2		X X 228" CHASSIS
22	RE33490	LOCK NUT	AR		X X X 5/16"
	M63707	LOCK NUT	1		X X X 1/4"
23	AH87142	CLIP	AR		X X X
24	28H1883	SPACER	AR		X X X 0.364" X 0.540" X 1/2"
25	19H1849	CAP SCREW	AR		X X X 5/16" X 1-1/4"
	19H1905	CAP SCREW	1		X X X 5/16" X 1"
26	19H1905	CAP SCREW	1		X X X
27	28H1883	SPACER	1		X X X 0.364" X 0.540" X 1/2"
28	12H304	LOCK WASHER	2		X X X
29	K40003	LOCK NUT	2		X X X
30	RE36566	FUEL PUMP	1		X X X
	RE37941	FUEL FILTER	1		X X X
	R97263	GASKET	1		X X X
31	R94820	FITTING	1		X X X
32	AR48236	CLAMP	AR		X X X
33	R45847	HOSE	1		X X X
34	R93295	BRACKET	1		X X X
35	M63707	LOCK NUT	2		X X X
36	R72853	CLAMP	1		X X X
37	24H1286	WASHER	2		X X X 9/32" X 1/2" X 0.060"
38	19H1948	CAP SCREW	2		X X X 1/4" X 3/4"
39	T19651	HOSE FITTING	1		X X X
40	AR77962	CLAMP	2		X X X
41	R93806	HOSE	1		X X X 5/16" X 10-1/2", SAE 30R7
42	R93807	GUARD	1		X X X
43	T18250	HOSE FITTING	1		X X X
44	19H1731	CAP SCREW	2		X X X 3/8" X 1"
45	RE33490	NUT	1		X X X
46	R94820	THREADED NIPPLE	1		X X X
47	T11645	ELBOW FITTING	1		X X X
48	HOSE	1		X X X 5/16" X 30", SAE 30R7
49	R100135	HOSE	1		X X X
50	HOSE	1		X X X 5/6" X 10", SAE 30R7
..	RW23687	DECAL	1		X X X FUEL PUMP

MEMORANDA

CRUISE CONTROL

RWP6087



RWP6087

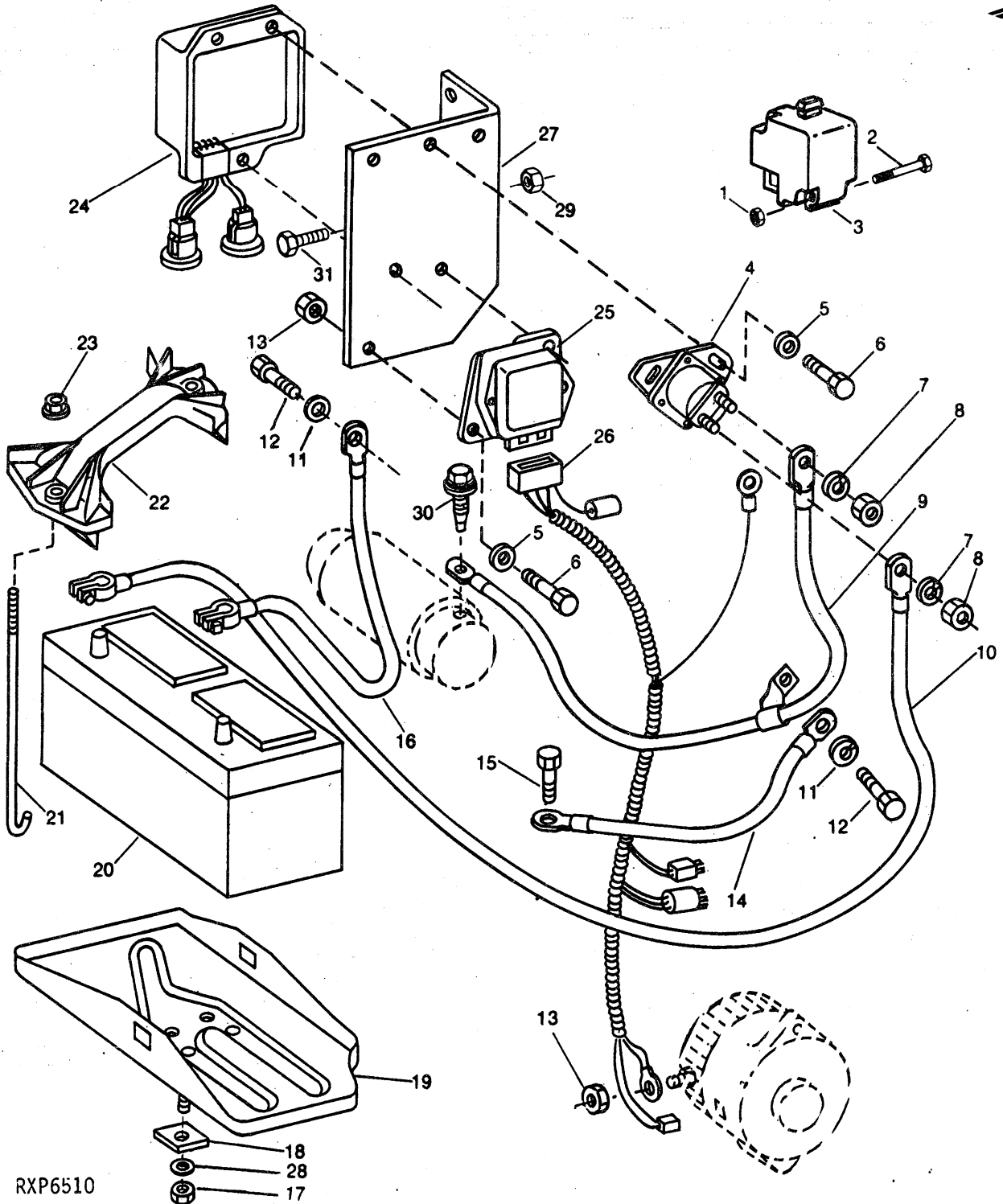
KEY	PART NO.	PART NAME	QTY	CHASSIS SERIAL NO.	1 1 8 0 2 0 0 0 0 0 0	REMARKS
1	RW23945	HOSE	2		X X X	1/4" X 65"
2	E0AZ-9D843A	AMPLIFIER	1		X X X	FORD
3	E4UZ-9D845A	BRACKET	1		X X X	FORD
4	E0TZ-9C792A	RELAY	1		X X X	FORD SPEED CONTROL
5	RW23622	VALVE	1		X X X	DUMP
6	D9AZ-9C966A	CLIP	1		X X X	FORD
7	E1TZ-9D821A	WIRING HARNESS	1	-XXXXXX	X X	FORD JUMPER
8	37H116	SCREW	2		X X X	1/4" X 1/2"
9	E5TZ-9B736A	BRACKET	1		X X X	FORD ACTUATOR SUPPORT
10	RW23629	SENSOR	1		X X X	
11	RW23628	WIRING HARNESS	1		X X X	
12	14M7303	FLANGE NUT	2		X X X	M6
13	E2TZ-9A825H	ACTUATOR	1		X X X	FORD
14	E0TZ-9C735A	CONTROL	1		X X X	FORD
15	E0TZ-9D726A	CLIP	1		X X X	FORD
16	E6UZ-9C736A	BRACKET	1		X X X	FORD

C03

ELECTRICAL

STARTING CIRCUIT

RXP6510



RXP6510

STARTING CIRCUIT - CONTINUED

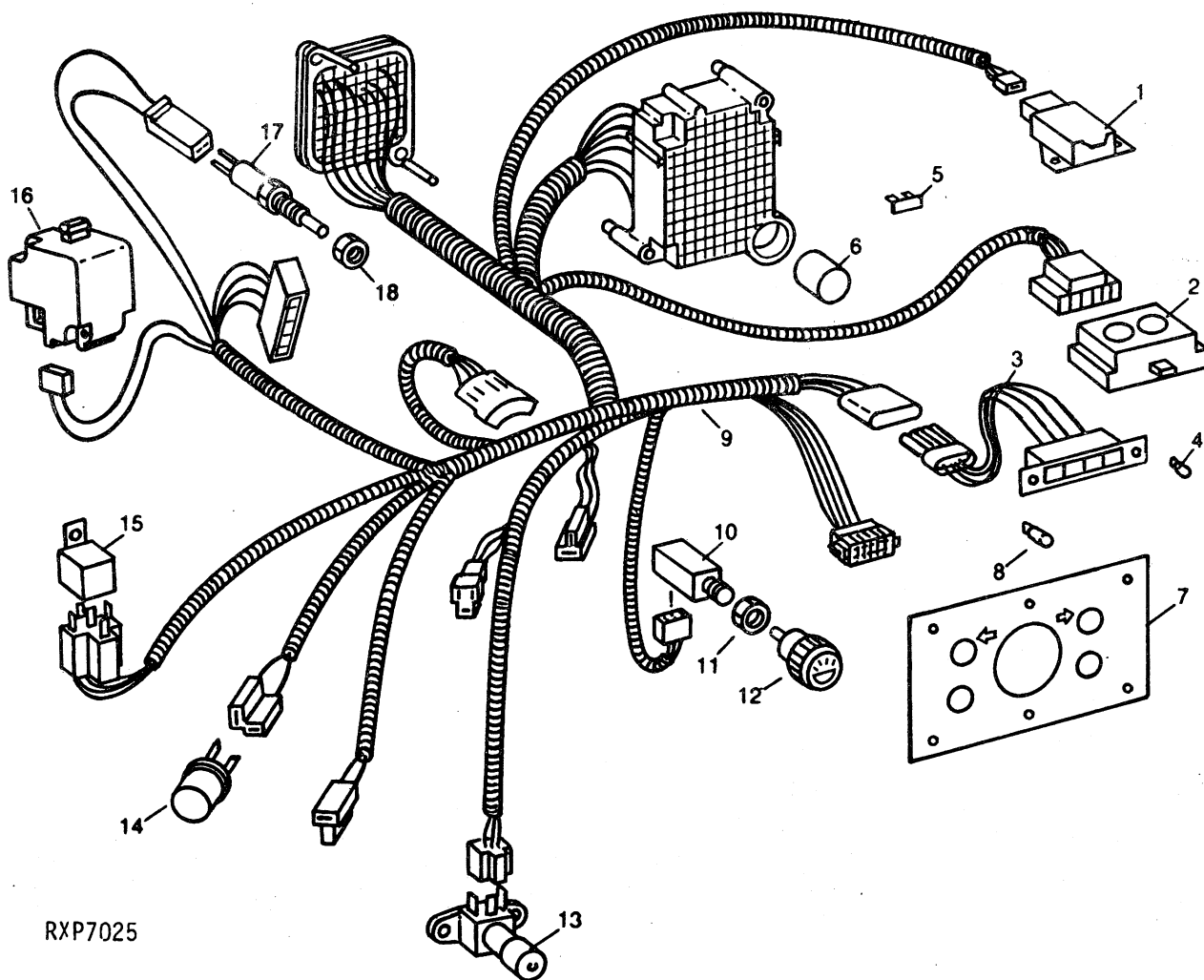
KEY	PART NO.	PART NAME	QTY	CHASSIS SERIAL NO.	1 1 8 0 2 0 0 0 0 0 0			REMARKS
1	14H778	NUT	2		X	X	X	NO. 10
2	21H1199	SCREW	2		X	X	X	NO. 10 X 1-3/4"
3	E1AZ-9341B	SWITCH	1		X	X	X	FORD INERTIA
4	RW23651	RELAY	1		X	X	X	STARTER
5	24H1287	WASHER	5		X	X	X	9/32" X 5/8" X 0.060"
6	19H1227	CAP SCREW	5		X	X	X	1/4" X 1/2"
7	12H291	LOCK WASHER	2		X	X	X	5/16"
8	14H785	NUT	2		X	X	X	5/16"
9	RW24280	WIRING LEAD	1		X	X	X	RELAY TO STARTER
	R72853	CLAMP	1		X	X	X	
10	RW23934	CABLE	1		X	X	X	POSITIVE
11	12H325	LOCK WASHER	2		X	X	X	7/16"
12	19H2666	CAP SCREW	2		X	X	X	7/16" X 7/8"
13	M63707	LOCK NUT	3		X	X	X	1/4"
14	RE39017	CABLE	1		X	X	X	GROUND, (SUB FOR RW23920)
15	37H29	SCREW	1		X	X	X	TAPPING
	12H291	LOCK WASHER	1		X	X	X	5/16"
16	RE39016	CABLE	1		X	X	X	NEGATIVE, (SUB FOR RW23933)
17	T25249	NUT	2		X	X	X	5/16"
18	R87794	STRAP	1		X	X	X	SQUARE
19	D8UZ-19732A	TRAY	1		X	X	X	FORD
20	RE39764	BATTERY	1		X	X	X	(12-VOLT) 525 COLD CRANKING AMPS AT -18°C (0°F) 90 MINUTE RESERVE CAPACITY AT 24 AMPS, (SUB FOR RW23639)
21	E1TZ-10756C	ROD	2		X	X	X	FORD
22	D4MY-10718A	CLAMP	1		X	X	X	FORD
23	14M7303	FLANGE NUT	2		X	X	X	M6
24	RW23649	MODULE	1		X	X	X	IGNITION
25	E2PZ-10316A	REGULATOR	1		X	X	X	FORD
26	D9UZ-14305B	WIRING HARNESS	1		X	X	X	FORD ALTERNATOR
27	R86704	BRACKET	1		X	X	X	
28	24H1136	WASHER	2		X	X	X	11/32" X 11/16" X 0.060"
29	K40003	LOCK NUT	1		X	X	X	
30	RE32684	SCREW, WITH WASHER	1		X	X	X	
31	19H1936	CAP SCREW	1		X	X	X	3/8" X 3/4"

C05

ELECTRICAL

MAIN COACH WIRING HARNESS

RXP7025



RXP7025

MAIN COACH WIRING HARNESS - CONTINUED

KEY	PART NO.	PART NAME	QTY	CHASSIS SERIAL NO.	1 8 0 0 0	1 0 0 0	REMARKS
1	E5TZ-12B514A	MODULE	1		X X X	FORD	EUL
2	E4TZ-10B924A	WARNING BUZZER	1		X X X	FORD	KEY REMINDER
3	RW23843	LAMP	1	-XXXXXX	X X	(A)	
	RW24267	LAMP	1	XXXXXX-	X X X	(B)	
4	BULB	4	-XXXXXX	X X	(A) SE 74	
	R94587	BULB	4	XXXXXX-	X X X	(B) GE 53	
5	RW23876	FUSE	1		X X X	5 AMP (ILLUMINATION)	
	RW23877	FUSE BOX	1		X X X	10 AMP (INSTRUMENTATION)	
	RW23878	FUSE	1		X X X	15 AMP (TURN SIGNAL, BACK-UP)	
	RW23878	FUSE	1		X X X	15 AMP (EMERGENCY FLASHER, BRAKE LIGHT AND BRAKE PUMP RELAY)	
	RW23878	FUSE	1		X X X	15 AMP (HORN, DOME LIGHT AND INTERIOR LIGHT)	
	RW23879	FUSE	1		X X X	20 AMP (IGNITION)	
	RW23879	FUSE	1		X X X	20 AMP (LIGHTS)	
	RW23879	FUSE	1		X X X	20 AMP (KEY REMINDER)	
	RW23880	FUSE	1		X X X	25 AMP (WIPERS)	
	RW23880	FUSE	1		X X X	25 AMP (AIR AND HEATER)	
6	RW23827	FLASHER	1		X X X	TURN SIGNAL	
7	RW23617	INSTRUMENT CLUSTER	1	-XXXXXX	X X	(A) (SEE NOTE)	
	E4UZ-10B76A	BEZEL	1	-XXXXXX	X X	(A) FORD	
	RE36530	INSTRUMENT CLUSTER	1	XXXXXX-	X X X	(B) ENGLISH, (SUB FOR RW24245 OR RE36264) (SUB RE40329, RE40330 AND RE40334)	
	RE37694	INSTRUMENT CLUSTER	1	XXXXXX-	X X X	(B) METRIC	
	RE35890	KIT	1	XXXXXX-	X X X	(B) LIGHT DIFFUSER	
	RW24274	SPEEDOMETER	1	XXXXXX-	X X X	(B) MPH, (USE WITH RW24245)	
	RW24284	SPEEDOMETER	1	XXXXXX-	X X X	(B) KM/HR, (USE WITH RW24283)	
	RE36531	GAUGE	1	XXXXXX-	X X X	(B) FUEL, (SUB FOR RW24275)	
	RE36532	VOLTMETER	1	XXXXXX-	X X X	(B) (SUB FOR RW24276)	
	RE36265	TEMPERATURE GAUGE	1	XXXXXX-	X X X	(B)	
	RW24279	GAUGE	1	XXXXXX-	X X X	(B) ENGINE OIL PRESSURE, (SUB FOR RE40333, RE40330 AND RE40334)	
8	BULB	5		X X	(A) GE 194	
	AM31284	BULB	1	XXXXXX-	X X X	(B) GE 1895 (SPEEDOMETER)	
	R94587	BULB	3	XXXXXX-	X X X	(B) GE 53 (INDICATOR)	
	R94586	BULB	4	XXXXXX-	X X X	(B) (GAUGE ILLUMINATION)	
9	RW24163	RESISTOR	1		X X		
	RW24162	WIRING HARNESS	1	-XXXXXX	X X	(A) MAIN COACH, (SUB FOR RW23594 OR RW23992)	
	RW24293	WIRING HARNESS	1	XXXXXX-XXXXXX	X X X	(C) MAIN COACH	
	RW24362	WIRING HARNESS	1	001007-001700	X		
	RE37972	WIRING HARNESS	1	XXXXXX-	X X X		
10	E1TZ-11654A	SWITCH	1	-XXXXXX	X X X	(E) FORD	LIGHT
	RE35332	SWITCH	1	XXXXXX-	X X X	(F) LIGHT	
11	D3TZ-11650A	NUT	1	-XXXXXX	X X X	(E) FORD	
	R94662	NUT	1	XXXXXX-	X X X	(F)	
12	E5TZ-11666A	KNOB	1	-XXXXXX	X X X	(E) FORD	
	RE35321	KNOB	1	XXXXXX-	X X X	(F) WITH SHAFT	
13	C0TZ-13A024A	SWITCH	1		X X X	FORD	DIMMER
14	RW23827	FLASHER	1		X X X	EMERGENCY	
15	AR74411	RELAY	1		X X X	STOP LIGHT	
16	E1AZ-9341B	SWITCH	1		X X X	FORD	INERTIA
17	RW23577	SWITCH	1		X X X	STOP LIGHT	
18	14H856	NUT	2		X X X	1/2", FINE THREAD	
..	R44302	TIE BAND	AR		X X X	NYLON	
..	R72853	CLAMP	AR		X X X		

NOTE: INTERNAL SERVICE PARTS FOR INSTRUMENT PANEL ARE AVAILABLE THROUGH FORD MOTOR COMPANY DEALERSHIPS. REFER TO 1980/TRUCK SERIES 600/900 INSTRUMENT PANEL CLUSTER (CITY DELIVERY INSTRUMENT PANEL) 1980/L-LN-LNT-LT-LTS 600/900.

(A) SERIAL NO. -006535 (RV1000); -001809 (RV1200)

(B) SERIAL NO. 001000- (RV800); 006536- (RV1000); 001810- (RV1200)

(C) SERIAL NO. 001000-01006 (RV800); 006536-XXXXXX (RV1000); 001810-XXXXXX (RV1200)

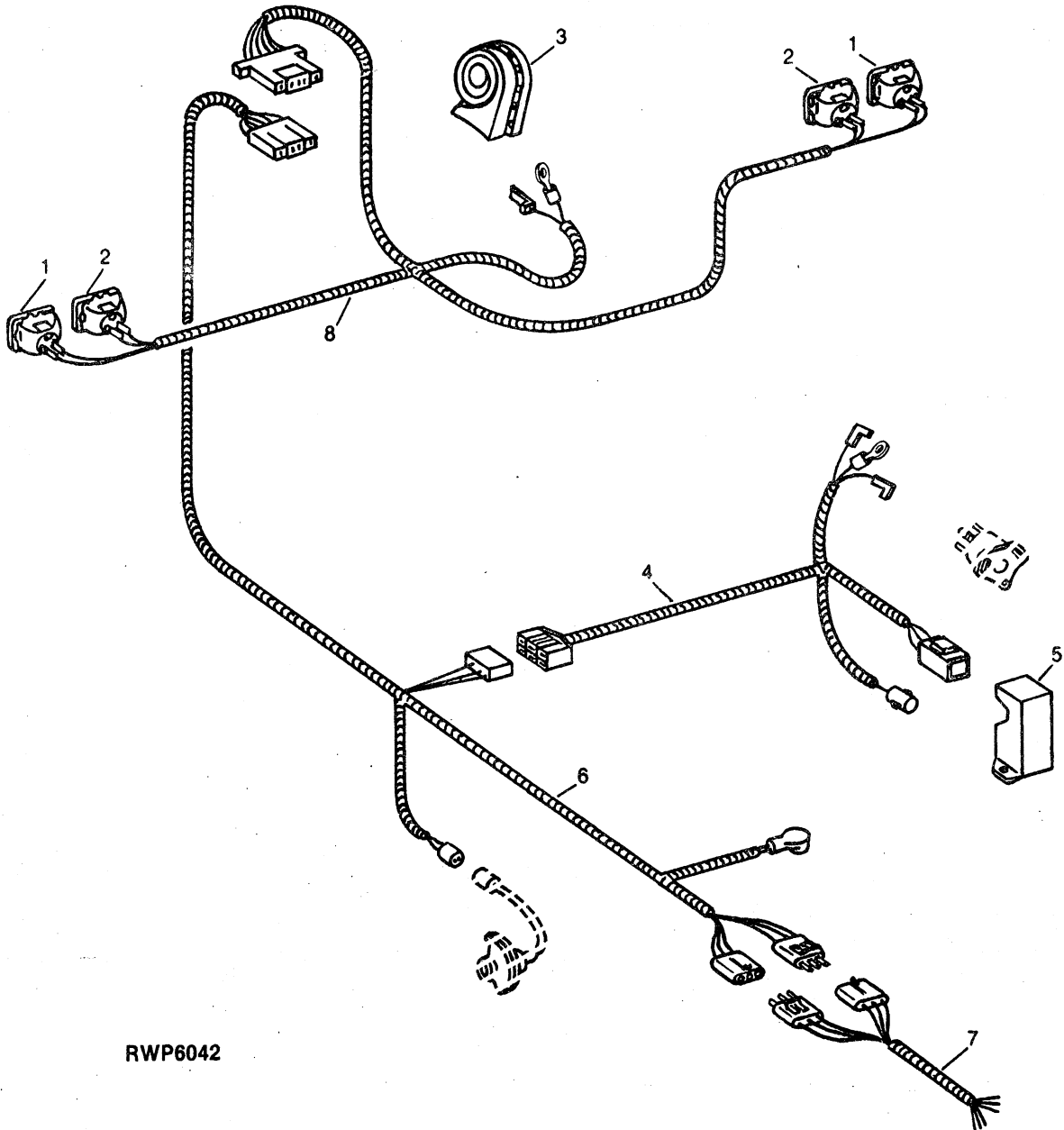
(D) SERIAL NO. 001701- (RV800); 012068- (RV1000); 003407- (RV1200)

(E) SERIAL NO. -001721 (RV800); -012403 (RV1000); -003709 (RV1200)

(F) SERIAL NO. 001722- (RV800); 012404- (RV1000); 003710- (RV1200)

LAMP, HORN, FUEL SHUT-OFF AND MAIN TO REAR LAMP HARNESS

RWP6042



RWP6042

LAMP, HORN, FUEL SHUT-OFF AND MAIN TO REAR LAMP HARNESS - CONTINUED

KEY	PART NO.	PART NAME	QTY	CHASSIS SERIAL NO.	1 1 8 0 2 0 0 0 0 0 0	REMARKS
1	RE30220	HEADLIGHT	1		X X X	L.H., OUTER (1A1)
	RE30221	HEADLIGHT	1		X X X	R.H., OUTER (1A1)
2	RE30222	HEADLIGHT	1		X X X	L.H., INNER (2A1)
	RE30223	HEADLIGHT	1		X X X	R.H., INNER (2A1)
3	AT39043	HORN	1		X X X	
	R11278	NUT	1		X X X	
	R64699	BRACKET	1		X X X	
4	RW23557	WIRING HARNESS	1	-XXXXXX	X X	(A) FUEL PUMP SHUT-OFF, (SUB RE30218 AND AR74411)
	RE30218	WIRING HARNESS	1	XXXXXX-XXXXXX	X X X	(B) FUEL PUMP SHUT-OFF
5	E4TZ-9C392A	RELAY	1	-XXXXXX	X X	(A) FORD FUEL PUMP SHUT-OFF
	AR74411	RELAY	1	XXXXXX-XXXXXX	X X X	(B) FUEL PUMP SHUT-OFF
6	RW23596	WIRING HARNESS	1	-XXXXXX	X X	(C) MAIN TO REAR LAMP
	RE31575	WIRING HARNESS	1	XXXXXX-XXXXXX	X X	(D) MAIN TO REAR LAMP
	RW24295	WIRING HARNESS	1	XXXXXX-XXXXXX	X X X	(E) MAIN TO REAR LAMP
	RE37696	WIRING HARNESS	1	XXXXXX-	X X X	(F) MAIN TO REAR LAMP
7	RW23824	WIRING HARNESS	1		X X X	REAR LAMP
8	RW23825	WIRING HARNESS	1		X X X	FRONT LAMP
..	R72853	CLAMP	AR		X X X	
..	R44302	TIE BAND	AR		X X X	NYLON

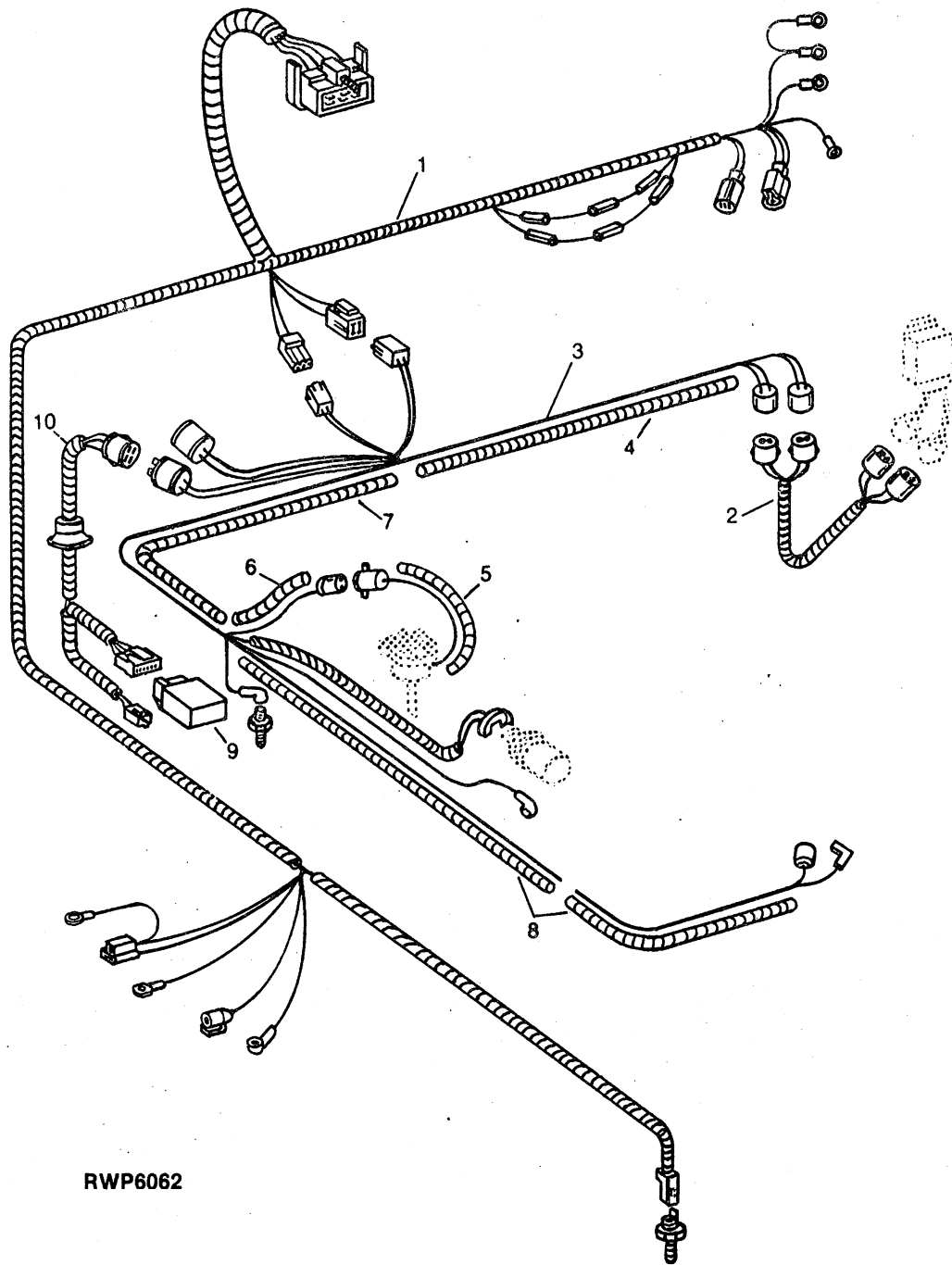
- (A) SERIAL NO. -002871 (RV1000); -001314 (RV1200)
 (B) SERIAL NO. 001700- (RV800); 012067- (RV1000); 003406- (RV1200)
 (C) SERIAL NO. -002653 (RV1000); -001285 (RV1200)
 (D) SERIAL NO. 002654-006535 (RV1000); 001286-001809 (RV1200)
 (E) SERIAL NO. 001700- (RV800); 012067- (RV1000); 003406- (RV1200)
 (F) SERIAL NO. 001701- (RV800); 012068- (RV1000); 003407- (RV1200)

C09

ELECTRICAL

ENGINE WIRING HARNESS

RWP6062



RWP6062

ENGINE WIRING HARNESS - CONTINUED

KEY	PART NO.	PART NAME	QTY	CHASSIS SERIAL NO.	1 1 8 0 2 0 0 0 0 0 0			REMARKS
1	RW23826	WIRING HARNESS	1	-XXXXXX	X	X	X	(A) MAIN TO ENGINE
	RE37695	WIRING HARNESS	1	XXXXXX-	X	X	X	(B) MAIN TO ENGINE
2	RW23859	WIRING HARNESS	1	-XXXXXX	X	X		ENGINE TO MODULE (NOT REQUIRED)
3	E5UZ-14289B	WIRING HARNESS	1		X	X	X	FORD ENGINE
	E5UZ-14289C	WIRING HARNESS	1		X	X	X	FORD ENGINE (CALIFORNIA)
4	RW22835	CONDUIT	1		X	X	X	34", TO IGNITION MODULE
5	CONDUIT	1		X	X	X	5", (MAKE FROM RW22833) (DISTRIBUTOR)
6	CONDUIT	1		X	X	X	6", (MAKE FROM RW22833) (TO ENGINE WIRING HARNESS)
7	CONDUIT	1		X	X	X	17", (MAKE FROM RW22833) (ENGINE TO MAIN)
8	RW22833	CONDUIT	1		X	X	X	24", TO OIL PRESSURE SENDER
9	D5HZ-9F441A	ACTIVATOR	1		X	X	X	FORD THROTTLE CONTROL (CALIF. ONL
10	E1UZ-9E724C	WIRING HARNESS	1		X	X	X	FORD (CALIFORNIA ONLY)

(A) SERIAL NO. -001700 (RV800); -012067 (RV1000); -003406 (RV1200)

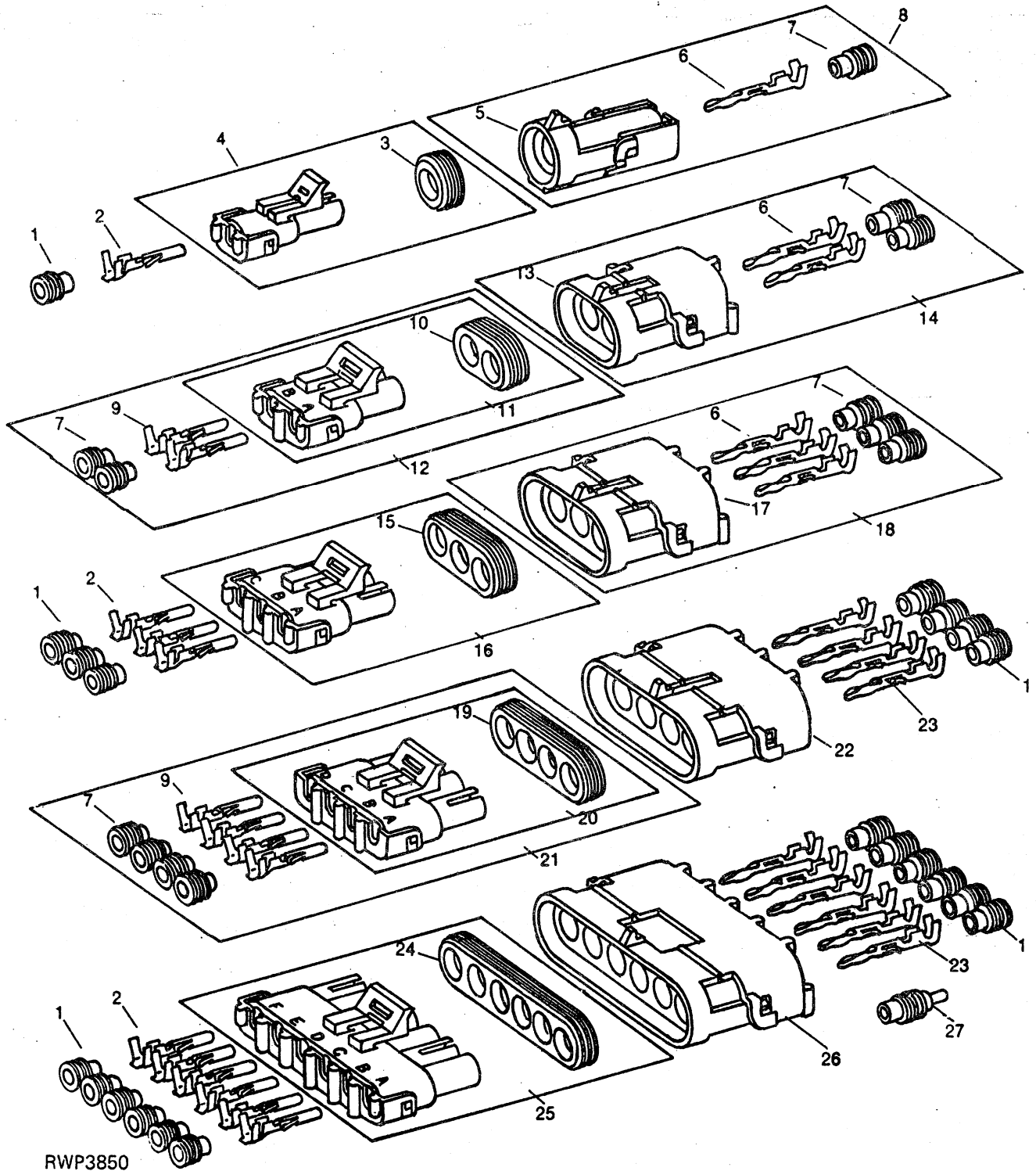
(B) SERIAL NO. 001701- (RV800); 012068- (RV1000); 003406- (RV1200)

C11

ELECTRICAL

WEATHERPACK TERMINALS AND CONNECTORS

RWP3850



WEATHERPACK TERMINALS AND CONNECTORS - CONTINUED

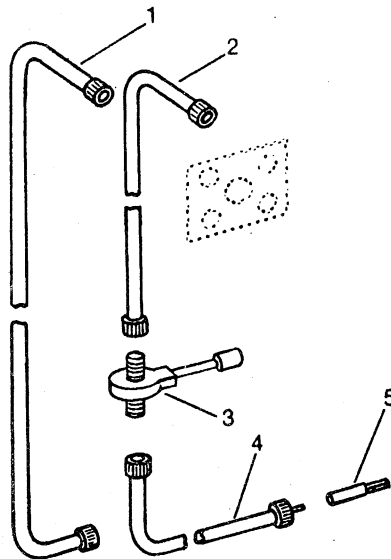
KEY	PART NO.	PART NAME	QTY	CHASSIS SERIAL NO.	1 1 8 0 2 0 0 0 0 0 0		REMARKS
1	R78063	SEAL	1		X X X		(PKG OF 40) (16 GA. WIRE) (GRAY)
	R78059	SEAL	1		X X X		(PKG OF 40) (18 OR 20 GA. WIRE) (GREEN)
	R78062	SEAL	1		X X X		(PKG OF 40) (14 GA. WIRE) (BLUE)
2	R78057	SOCKET CONTACT	1		X X X		(PKG OF 40) (18 OR 20 GA. WIRE) (NO. 19)
	R78060	SOCKET CONTACT	1		X X X		(PKG OF 40) (14 OR 16 GA. WIRE) (NO. 15)
3	R78047	SEAL	1		X X X		(PKG OF 5)
4	RE12362	CONNECTOR	1		X X X		(PKG OF 3)
5	R78052	CONNECTOR	1		X X X		(PKG OF 3)
6	R78061	PIN CONTACT	1		X X X		(PKG OF 40) (14 OR 16 GA. WIRE) (NO. 15)
7	R78063	SEAL	1		X X X		(PKG OF 40) (16 GA. WIRE) (GRAY)
8	RE12334	CONNECTOR	1		X X X		
9	R78060	SOCKET CONTACT	1		X X X		(PKG OF 40) (14 OR 16 GA. WIRE) (NO. 15)
10	R78048	SEAL	1		X X X		(PKG OF 5)
11	RE12363	CONNECTOR	1		X X X		(PKG OF 3)
12	RE12331	CONNECTOR	1		X X X		
13	R78053	CONNECTOR	1		X X X		(PKG OF 3)
14	RE12330	CONNECTOR	1		X X X		
15	R78049	SEAL	1		X X X		(PKG OF 5)
16	RE12364	CONNECTOR	1		X X X		(PKG OF 3)
17	R78054	CONNECTOR	1		X X X		(PKG OF 3)
18	RE12332	CONNECTOR	1		X X X		
19	R78050	SEAL	1		X X X		(PKG OF 5)
20	RE12365	CONNECTOR	1		X X X		(PKG OF 2)
21	RE12333	CONNECTOR	1		X X X		
22	R78055	CONNECTOR	1		X X X		(PKG OF 2)
23	R78061	PIN CONTACT	1		X X X		(PKG OF 40) (14 OR 16 GA. WIRE) (NO. 15)
	R78058	PIN CONTACT	1		X X X		(PKG OF 40) (18 OR 20 GA. WIRE) (NO. 19)
24	R78051	SEAL	1		X X X		(PKG OF 5)
25	RE12366	CONNECTOR	1		X X X		(PKG OF 2)
26	R78056	CONNECTOR	1		X X X		(PKG OF 2)
27	R78064	PLUG	1		X X X		(PKG OF 40)

C13

ELECTRICAL

SPEEDOMETER CABLE

RWP6044



RWP6044

KEY	PART NO.	PART NAME	QTY	CHASSIS SERIAL NO.	1 1 8 0 2 0 0 0 0 0 0	REMARKS
1	RW23889	CABLE	1	-XXXXXX	X X	(C) LESS CRUISE
	RW24297	CABLE	1	XXXXXX-	X X X	(D) LESS CRUISE
2	RW23620	CABLE	1	-XXXXXX	X X	(C) UPPER
	RW24294	CABLE	1	XXXXXX-	X X X	(D) UPPER
3	RW23629	SENSOR	1		X X X	CRUISE
4	RW23888	CABLE	1	-XXXXXX	X X	(A) LOWER, (SUB RW24257)
	RW24257	CABLE	1	XXXXXX-	X X X	(B)
5	RW23902	ADAPTER	1	-XXXXXX	X X	(A)
	RW23902	ADAPTER	1	-XXXXXX	X X	(C) (LESS CRUISE)
..	R41440	GROMMET	1		X X X	
..	R62348	SHIM	1		X X X	

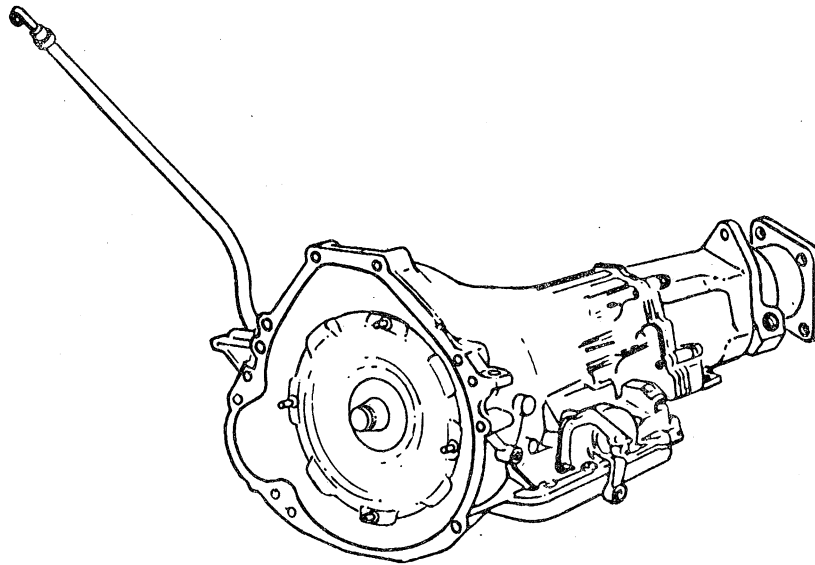
- (A) SERIAL NO. -005585 (RV1000); -001605 (RV1200)
 (B) SERIAL NO. 001000- (RV800); 005586- (RV1000); 001606- (RV1200)
 (C) SERIAL NO. -006535 (RV1000); -001809 (RV1200)
 (D) SERIAL NO. 001000- (RV800); 006536- (RV1000); 001810- (RV1200)

C15

DRIVE TRA

TRANSMISSION

RWP6088



RWP6088

KEY	PART NO.	PART NAME	QTY	CHASSIS SERIAL NO.	REMARKS
..	TRANSMISSION	1	<div> <div>1 1</div> <div>8 0 2</div> <div>0 0 0</div> <div>0 0 0</div> </div>	X X X C-6 AUTOMATIC

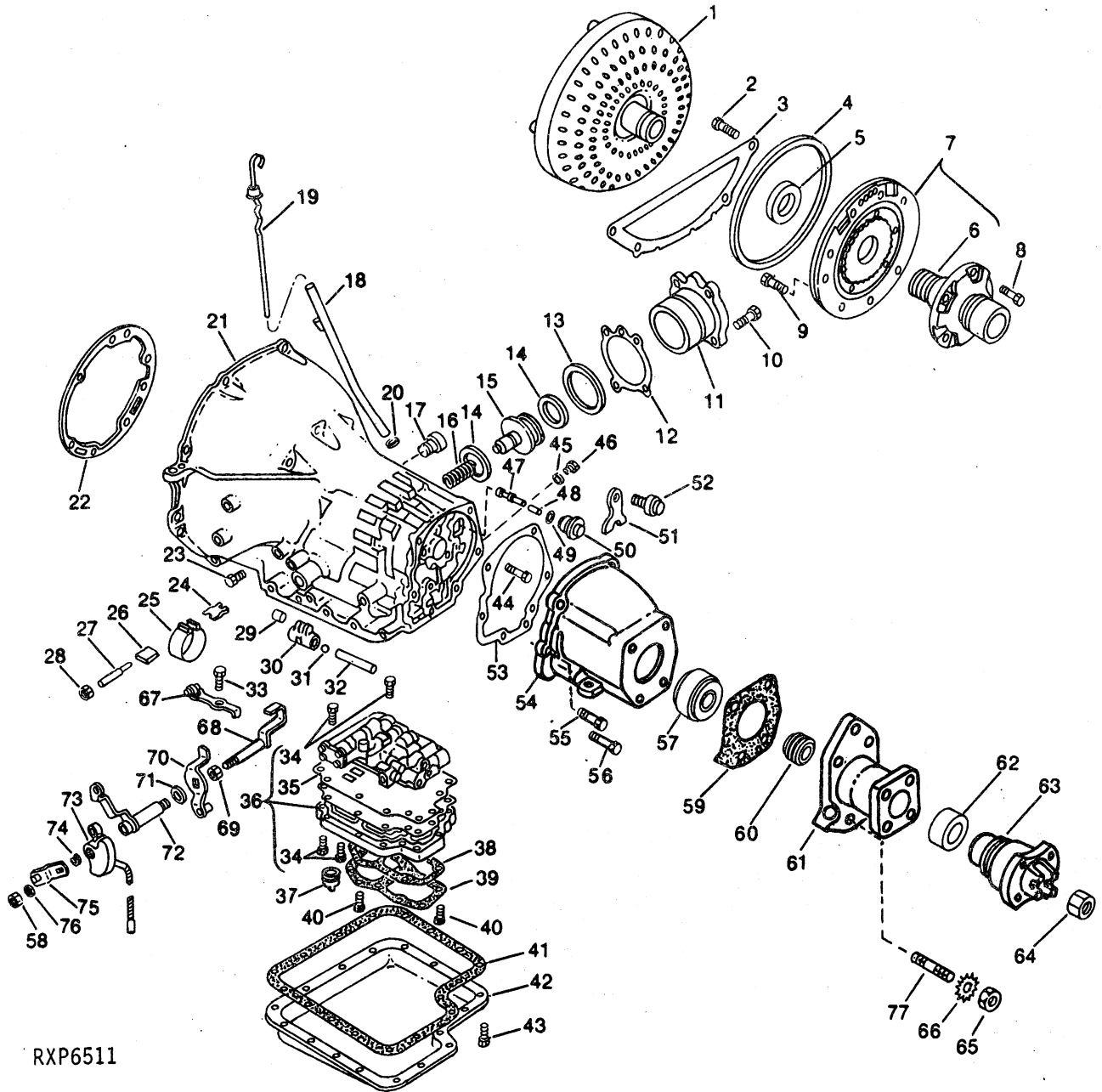
NOTE: INTERNAL SERVICE PARTS ARE AVAILABLE THROUGH FORD MOTOR COMPANY DEALERSHIPS AND ARE SHOWN ON SUCCEEDING PAGES OF THIS PARTS CATALOG.

C16

DRIVE TRAIN

TRANSMISSION HOUSING AND VALVES

RXP6511



RXP6511

TRANSMISSION HOUSING AND VALVES - CONTINUED

KEY	PART NO.	PART NAME	QTY	CHASSIS SERIAL NO.	1 1 8 0 2 0 0 0 0 0 0			REMARKS
1	E5TZ-7902D	CONVERTER	1		X X X	FORD		
2	55981-S2	CAP SCREW	1		X X X	FORD		1/4" X 1/2"
3	C8SZ-7986A	COVER	1		X X X	FORD		
4	C9AZ-7A248B	SEAL	1		X X X	FORD		
5	C2AZ-7A248A	SEAL	1		X X X	FORD		
6	C9AZ-7A108A	SUPPORT	1		X X X	FORD		
7	C8AZ-7A103B	PUMP	1		X X X	FORD		
	C6AZ-7B258A	BUSHING	1		X X X	FORD		
8	20346-S8	BOLT	5		X X X	FORD		
9	58619-S2	BOLT	7		X X X	FORD		5/16" X 1-1/4"
10	57633-S2	BOLT	4		X X X	FORD		
11	D7AZ-7D027A	COVER	1		X X X	FORD		
12	D4AZ-7D026A	GASKET	1		X X X	FORD		
13	D5TZ-7D024B	SEAL	1		X X X	FORD		
14	C6AZ-7D025A	SEAL	2		X X X	FORD		
15	D7AZ-7D021A	PISTON	1		X X X	FORD		
16	D1AZ-7D028A	COMPRESSION SPRING	1		X X X	FORD		BROWN
17	D0AZ-7034B	VENT	1		X X X	FORD		
18	D8TZ-7A228B	TUBE	1		X X X	FORD		FILLER
19	D7TZ-7A020B	DIPSTICK	1		X X X	FORD		
20	R459R	O-RING	1		X X X	FORD		(SUB FOR 87034-S94 OR R92939)
21	E0UZ-7005A	CASE	1		X X X	FORD		
22	C6AZ-7A136A	GASKET	1		X X X	FORD		
23	87650-S	PLUG	2		X X X	FORD		
24	C6AZ-7D029C	SUPPORT	1		X X X	FORD		
25	D9AZ-7D034B	BAND	1		X X X	FORD		
26	C6AZ-7D430C	SUPPORT	1		X X X	FORD		
27	C6AZ-7A178A	SCREW	1		X X X	FORD		
28	375185-S100	NUT	1		X X X	FORD		9/16"
29	C7AZ-7E206A	RETAINER	1		X X X	FORD		
30	C6VY-7330A	LEVER	1		X X X	FORD		
31	353079-S	BALL	1		X X X	FORD		1/2"
32	C6AZ-7D433A	SHAFT	1		X X X	FORD		
33	CAP SCREW	1		X X X	FORD		
34	20384-S8	BOLT	4		X X X	FORD		1/4" X 1", FINE THREAD
35	D6AZ-7D100A	GASKET	1		X X X	FORD		
36	E0UZ-7A100A	CONTROL	1		X X X	FORD		
	C4AZ-7D227A	SPACER	1		X X X	FORD		THROTTLE PRESS VALVE SECOND
	E0TZ-7326D	ROD	1		X X X	FORD		GEAR SELECTOR VALVE
37	D3TZ-7A102C	TUBE	1		X X X	FORD		
38	C6AZ-7E062A	GASKET	1		X X X	FORD		
39	D5AZ-7A098B	SCREEN	1		X X X	FORD		
40	20464-S7-8	BOLT	2		X X X	FORD		1/4" X 1-1/2", FINE THREAD
41	C6AZ-7A191B	GASKET	1		X X X	FORD		
42	E5TZ-7A194C	PAN	1		X X X	FORD		
43	378782-S	BOLT	17		X X X	FORD		5/16" X 9/16"
44	C6AZ-7D167A	BOLT	5		X X X	FORD		5/16" X 2", FINE THREAD
45	377159-S	O-RING	1		X X X	FORD		
46	D7AZ-7D273B	CONNECTOR	2		X X X	FORD		
	E0UZ-7D273A	CONNECTOR	2		X X X	FORD		
47	D5AZ-7D080A	VALVE	1		X X X	FORD		PRIMARY THROTTLE
48	D8AZ-7A380A	KIT	1		X X X	FORD		THROTTLE ROD
49	D2AZ-7B426A	GASKET	1		X X X	FORD		
50	D4TZ-7A377A	DIAPHRAGM	1		X X X	FORD		
51	D3AZ-7F006B	CLIP	1		X X X	FORD		

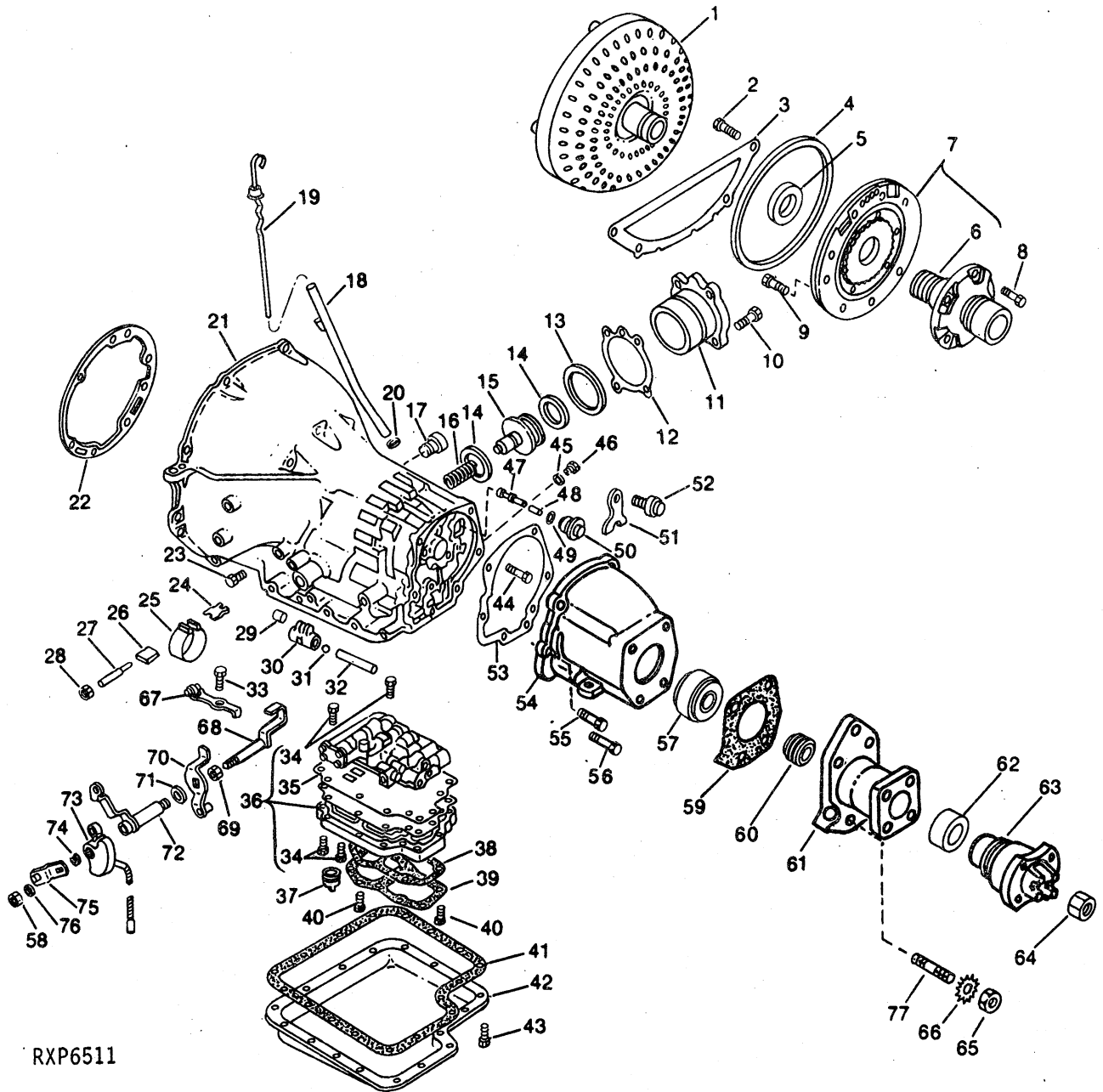
THIS PARTS LISTING IS CONTINUED

C18

DRIVE TRAIN

TRANSMISSION HOUSING AND VALVES - CONTINUED

RXP6511



RXP6511

TRANSMISSION HOUSING AND VALVES - CONTINUED

KEY	PART NO.	PART NAME	QTY	CHASSIS		REMARKS
				SERIAL NO.		
					1 1	
					8 0 2	
					0 0 0	
					0 0 0	
52	378782-S	BOLT	1		X X X	FORD
53	C6AZ-7086A	GASKET	1		X X X	FORD
54	D0TZ-7A039B	HOUSING	1		X X X	FORD EXTENSION
55	380207-S	BOLT	2		X X X	FORD 3/8" X 1-1/4"
56	380209-S	BOLT	4		X X X	FORD 3/8" X 1-9/16"
57	E1ZZ-7065A	BEARING	1		X X X	FORD REAR
58	33798-S8	NUT	1		X X X	FORD 5/16", FINE THREAD
59	D0TZ-7086A	GASKET	1		X X X	FORD
60	D0TZ-17285C	GEAR	1		X X X	FORD SPEEDOMETER DRIVE
61	D0TZ-7085A	RETAINER	1		X X X	FORD WITH SEAL
62	D0TZ-7A011A	SEAL	1		X X X	FORD
63	D3TZ-7089B	FLANGE	1		X X X	FORD OUTPUT
64	371887-S2	NUT	1		X X X	FORD
65	33846-S8	NUT	4		X X X	FORD 1/2", FINE THREAD
66	34944-S36	LOCK WASHER	4		X X X	FORD 1/2"
67	E0TZ-7A261A	SPRING	1		X X X	FORD
68	D0AZ-7D261B	LEVER	1		X X X	FORD DOWNSHIFT DETENT, INNER
69	NUT	1		X X X	FORD
70	E0TZ-7A115A	LEVER	1		X X X	FORD DETENT
71	D5AZ-7B498A	SEAL	1		X X X	FORD
72	E0TZ-7A256B	LEVER	1		X X X	FORD MANUAL CONTROL
73	E3UZ-7A247A	SWITCH	1	-XXXXXX	X X	(A) FORD NEUTRAL
	E7TZ-7A247B	SWITCH	1	XXXXXX-	X X X	(B) FORD
74	386078-S	SEAL	1		X X X	FORD
75	D5UZ-7A394A	LEVER	1		X X X	FORD DOWNSHIFT CONTROL, OUTER
76	34806-S7	LOCK WASHER	1		X X X	FORD 5/16"
77	378475-S	STUD	4		X X X	FORD 1/2" X 1-3/4", FINE THREAD
..	D6AZ-7C391D	KIT	1		X X X	FORD OVERHAUL

(A) SERIAL NO. -002653 (RV1000); -001285 (RV1200)

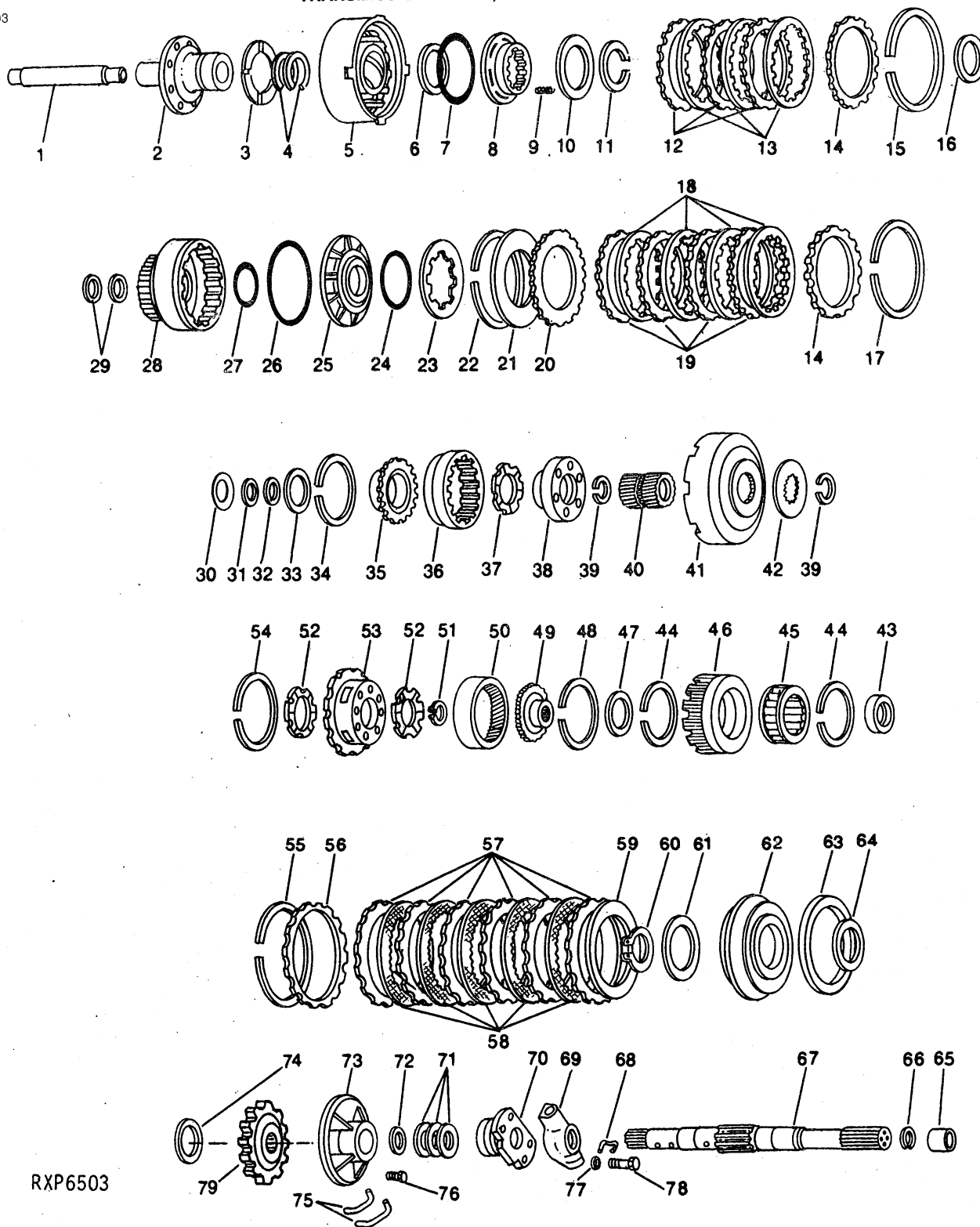
(B) SERIAL NO. 001000- (RV800); 002654- (RV1000); 001286- (RV1200)

C20

DRIVE TRAIN

TRANSMISSION GEARS, DRUMS AND CLUTCHES

RXP6503



RXP6503

THIS PARTS LISTING IS CONTINUED

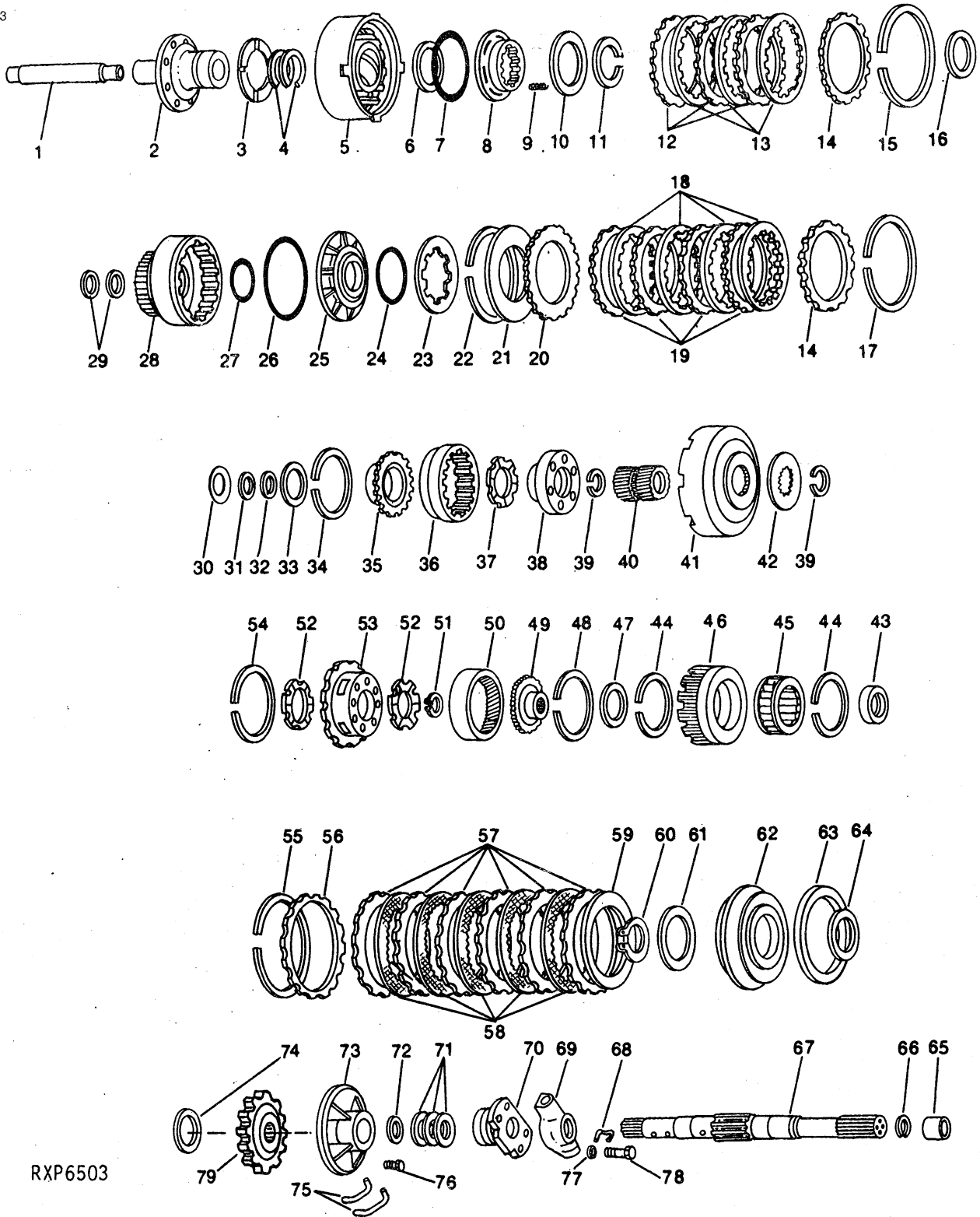
TRANSMISSION GEARS, DRUMS AND CLUTCHES - CONTINUED

KEY	PART NO.	PART NAME	QTY	CHASSIS SERIAL NO.	REMARKS
				1 1 8 0 2 0 0 0 0 0 0	
1	D2AZ-7017A	SHAFT	1	X X X	FORD
2	C9AZ-7A108A	SUPPORT	1	X X X	FORD
3	C6AZ-7D014A	THRUST WASHER	AR	X X X	FORD
	C6AZ-7D014B	THRUST WASHER	AR	X X X	FORD
	C6AZ-7D014C	THRUST WASHER	AR	X X X	FORD
	C6AZ-7D014D	THRUST WASHER	AR	X X X	FORD
	C6AZ-7D014E	THRUST WASHER	AR	X X X	FORD
4	C6AZ-7D025A	SEAL	2	X X X	FORD
5	C9AZ-7D044A	DRUM	1	X X X	FORD WITH SEAL
6	C8AZ-7C099A	SEAL	1	X X X	FORD
7	C8AZ-7A548C	SEAL	1	X X X	FORD
8	C9AZ-7A262B	PISTON	1	X X X	FORD
9	C7ZZ-7B488A	COMPRESSION SPRING	10	X X X	FORD
10	C6AZ-7A527A	RETAINER	1	X X X	FORD
11	377136-S	RETAINER	1	X X X	FORD 3-1/2" DIA.
12	C6AZ-7B442A	PLATE	3	X X X	FORD
13	C8AZ-7B164H	PLATE	3	X X X	FORD FRICTION
14	C6AZ-7B066B	PLATE	2	X X X	FORD
15	377126-S	SNAP RING	AR	X X X	FORD .062" THICK
	377127-S	SNAP RING	AR	X X X	FORD .076" THICK
	377128-S	SNAP RING	AR	X X X	FORD .090" THICK
16	C6AZ-7C096A	THRUST WASHER	1	X X X	FORD
17	377437-S	SNAP RING	AR	X X X	FORD .058" THICK
	377444-S	SNAP RING	AR	X X X	FORD .090" THICK
	386841-S	SNAP RING	AR	X X X	FORD .112" THICK
	386842-S	SNAP RING	AR	X X X	FORD .130" THICK
18	E0AZ-7B164A	PLATE	4	X X X	FORD FRICTION
19	C6AZ-7B442A	PLATE	4	X X X	FORD
20	C6AZ-7B066A	PLATE	1	X X X	FORD
21	D8AZ-7E085A	SPRING	1	X X X	FORD
22	377127-S	SNAP RING	1	X X X	FORD
23	D9AZ-7B070A	SPRING	1	X X X	FORD
24	C6AZ-7D256B	RING	1	X X X	FORD
25	D6AZ-7A262A	PISTON	1	X X X	FORD
26	D6AZ-7A548A	SEAL	1	X X X	FORD
27	377130-S94	O-RING	1	X X X	FORD
28	D9AZ-7A360A	CYLINDER	1	X X X	FORD
29	C6AZ-7D019A	SEAL	2	X X X	FORD
30	C6AZ-7D236A	BEARING RACE	1	X X X	FORD
31	C6AZ-7D234A	BEARING	1	X X X	FORD
32	C6AZ-7D235A	BEARING RACE	1	X X X	FORD
33	C9AZ-7D090A	WASHER	1	X X X	FORD
34	377132-S	SNAP RING	1	X X X	FORD
35	D6AZ-7B067A	HUB	1	X X X	FORD
36	D6AZ-7D392A	GEAR	1	X X X	FORD
37	C6AZ-7A166B	WASHER	AR	X X X	FORD
38	D5AZ-7A398A	GEAR	1	X X X	FORD
39	377300-S	SNAP RING	2	X X X	FORD
40	C6AZ-7D063A	GEAR	1	X X X	FORD
41	C6AZ-7D064A	DRUM	1	X X X	FORD
42	C6AZ-7D066A	WASHER	1	X X X	FORD

THIS PARTS LISTING IS CONTINUED

TRANSMISSION GEARS, DRUMS AND CLUTCHES

RXP6503



RXP6503

THIS PARTS LISTING IS CONTINUED

TRANSMISSION GEARS, DRUMS AND CLUTCHES - CONTINUED

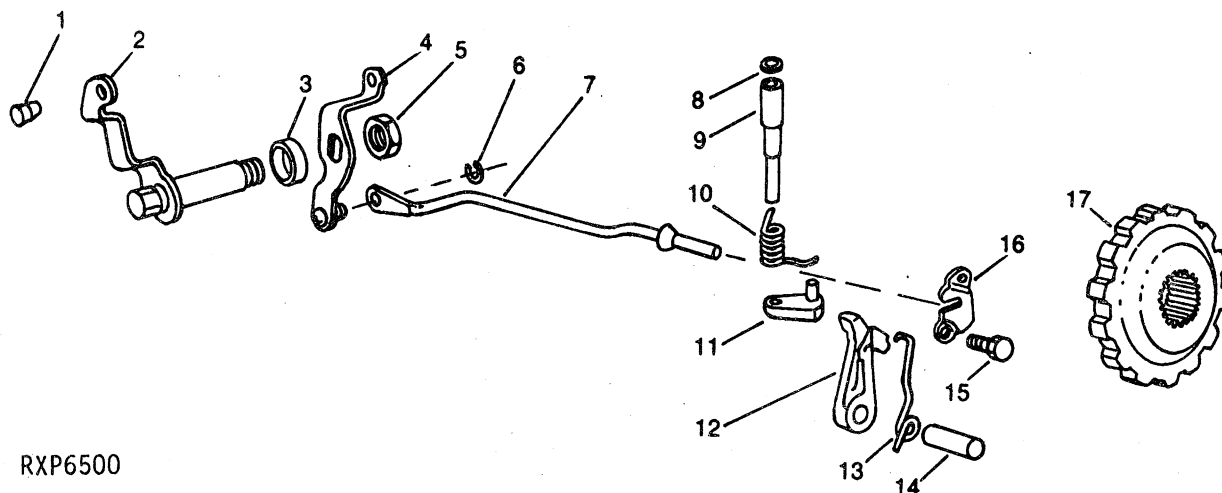
KEY	PART NO.	PART NAME	QTY	CHASSIS SERIAL NO.	REMARKS
				1 1	
				8 0 2	
				0 0 0	
				0 0 0	
43	C9AZ-7D171A	BEARING RACE	1	X X X	FORD
44	377135-S	SNAP RING	2	X X X	FORD
45	D0AZ-7A089A	CLUTCH	1	X X X	FORD
46	C6AZ-7B067B	HUB	1	X X X	FORD
47	C9AZ-7D422A	WASHER	1	X X X	FORD
48	377132-S	SNAP RING	1	X X X	FORD
49	C9AZ-7D164A	HUB	1	X X X	FORD
50	C6AZ-7A153A	GEAR	1	X X X	FORD
51	377137-S	RETAINER	1	X X X	FORD
52	C6AZ-7A166B	WASHER	AR	X X X	FORD
53	C6AZ-7D006B	GEAR	1	X X X	FORD
54	377155-S	SNAP RING	1	X X X	FORD
55	385044-S	SNAP RING	1	X X X	FORD
56	C6AZ-7B066C	PLATE	1	X X X	FORD
57	C6AZ-7B442B	PLATE	6	X X X	FORD
58	D6AZ-7B164A	PLATE	5	X X X	FORD
59	D8AZ-7E085A	SPRING	1	X X X	FORD
60	377133-S	SNAP RING	1	X X X	FORD
61	D6AZ-7D406A	RETAINER	1	X X X	FORD
62	D8AZ-7D402A	PISTON	1	X X X	FORD REVERSE CLUTCH
63	C8AZ-7D403A	SEAL	1	X X X	FORD
64	C7AZ-7D404A	SEAL	1	X X X	FORD
65	D0TZ-7A011A	SEAL	1	X X X	FORD
66	372292-S	RETAINER	1	X X X	FORD
67	D6TZ-7060A	SHAFT	1	X X X	FORD
68	C4AZ-7D218B	RETAINER	1	X X X	FORD
69	D8UZ-7C063D	HOUSING	1	X X X	FORD
70	C7AZ-7D220A	HOUSING	1	X X X	FORD
71	C4AZ-7D011A	RING	3	X X X	FORD
72	387035-S5	RETAINER	1	X X X	FORD
73	C6AZ-7C232A	SLEEVE	1	X X X	FORD
74	D3TZ-7B368A	WASHER	1	X X X	FORD
75	C6AZ-7D000A	TUBE	1	X X X	FORD INLET
	C6AZ-7D000B	TUBE	1	X X X	FORD OUTLET
76	20386-S8	BOLT	4	X X X	FORD 5/16" X 1"
77	34805-S8	LOCK WASHER	1	X X X	FORD 1/4"
78	20344-S8	BOLT	1	X X X	FORD 1/4" X 3/4"
79	D6TZ-7A233-A	GEAR	1	X X X	FORD

C24

DRIVE TRAIN

TRANSMISSION PARK PAWL

RXP6500



RXP6500

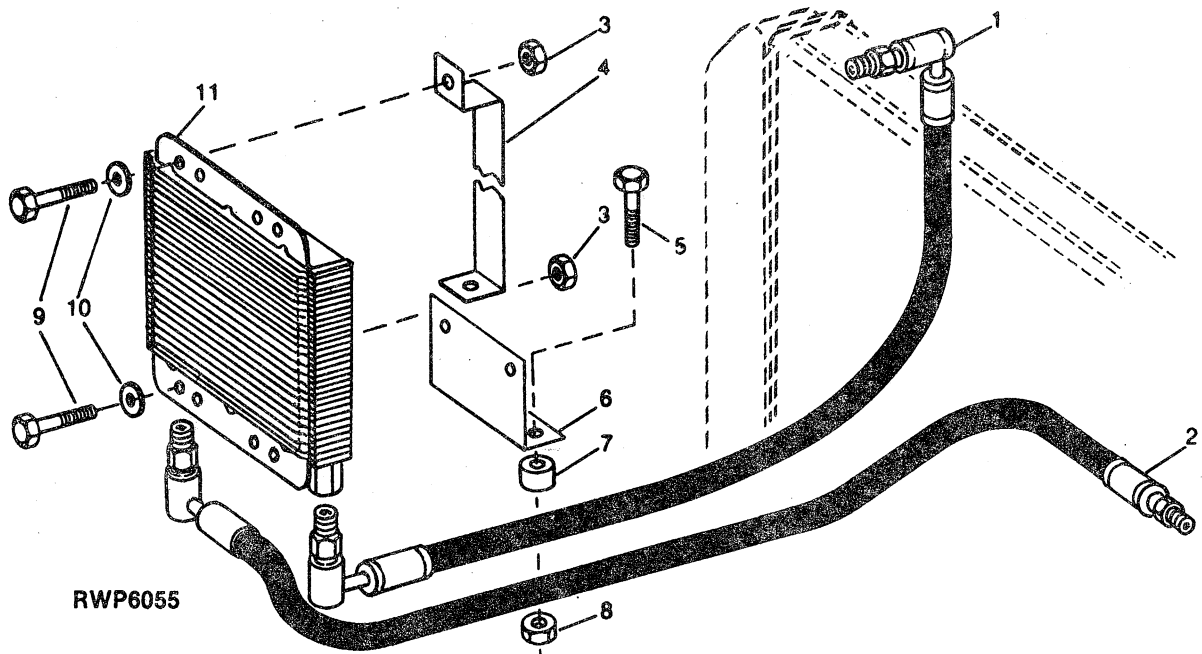
KEY	PART NO.	PART NAME	QTY	CHASSIS SERIAL NO.	REMARKS
				1 1 8 0 2 0 0 0 0 0 0	
1	EOSZ-7341B	INSULATOR	1	X	FORD
2	EOTZ-7A256B	LEVER	1	X	FORD
3	D5AZ-7B498A	SEAL	1	X	FORD
4	EOTZ-7A115A	LEVER	1	X	FORD
5	NUT	1	X	FORD
6	380505-S	SNAP RING	1	X	FORD
7	EOTZ-7D411A	ROD	1	X	FORD
8	EAA-6572A	PLUG	1	X	FORD
9	C6AZ-7D418A	SHAFT	1	X	FORD
10	C9AZ-7D417A	SPRING	1	X	FORD
11	C9AZ-7D414A	PLATE	1	X	FORD
12	EOTZ-7A441A	PAWL	1	X	FORD
13	C6AZ-7D070B	SPRING	1	X	FORD
14	C6AZ-7D071A	PIN	1	X	FORD
15	379058-S	CAP SCREW	2	X	FORD
16	RETAINER	1	X	FORD
17	D6TZ-7A233A	GEAR	1	X	FORD

C25

DRIVE TRAIL

TRANSMISSION OIL COOLER (RV1000 CHASSIS SERIAL NO. -005827) (RV1200 CHASSIS SERIAL NO. -001727)

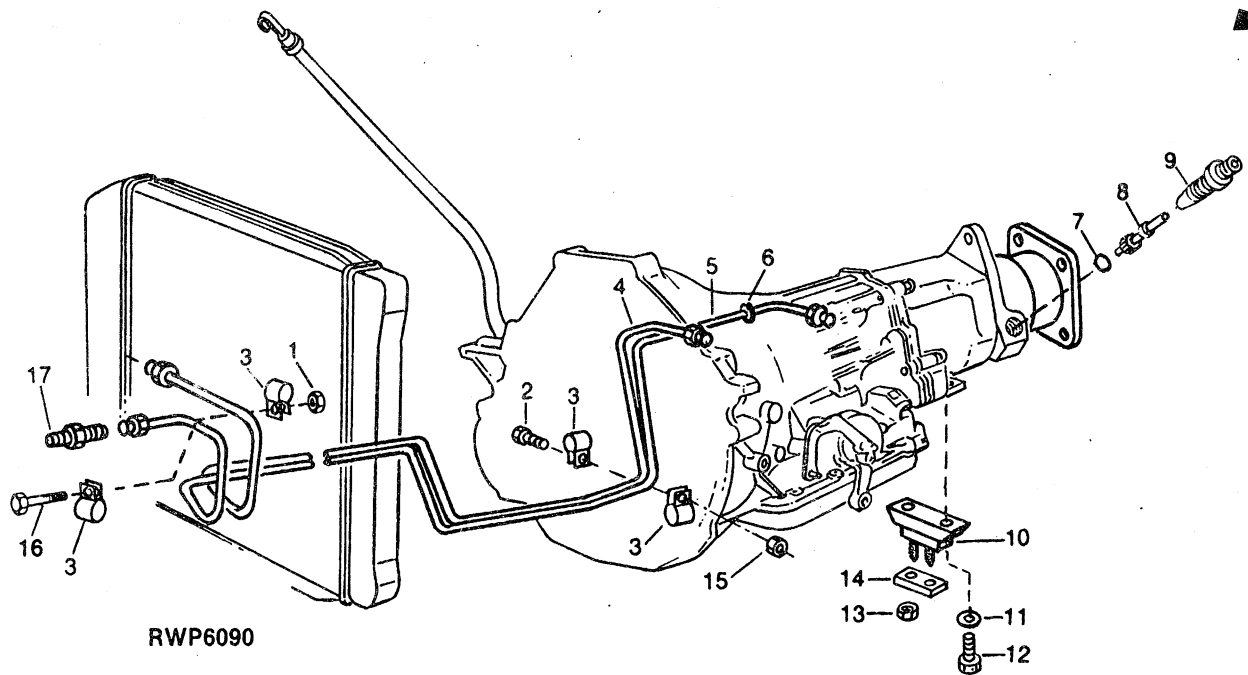
RWP6055



KEY	PART NO.	PART NAME	QTY	CHASSIS SERIAL NO.	1 1 8 0 2 0 0 0 0 0 0	REMARKS
1	RW23050	HYDRAULIC HOSE	1		X X	
2	RW23051	HYDRAULIC HOSE	1		X X	
3	M63707	LOCK NUT	3		X X	1/4"
4	R89060	SUPPORT	1		X X	
5	19H1726	CAP SCREW	2		X X	3/8" X 2-1/4"
6	R86729	ANGLE	1		X X	
7	28H1938	BUSHING	2		X X	0.493" X 0.675" X 1-3/16"
8	14H812	NUT	2		X X	3/8"
9	19H1227	CAP SCREW	3		X X	1/4" X 1/2"
10	24H1287	WASHER	3		X X	9/32" X 5/8" X 0.060"
11	E3TZ-6A642B	OIL COOLER	1		X X	FORD

TRANSMISSION COOLER LINES AND SPEEDOMETER DRIVE GEAR
 (RV1000 CHASSIS SERIAL NO. -005827)
 (RV1200 CHASSIS SERIAL NO. -001727)

RWP6090



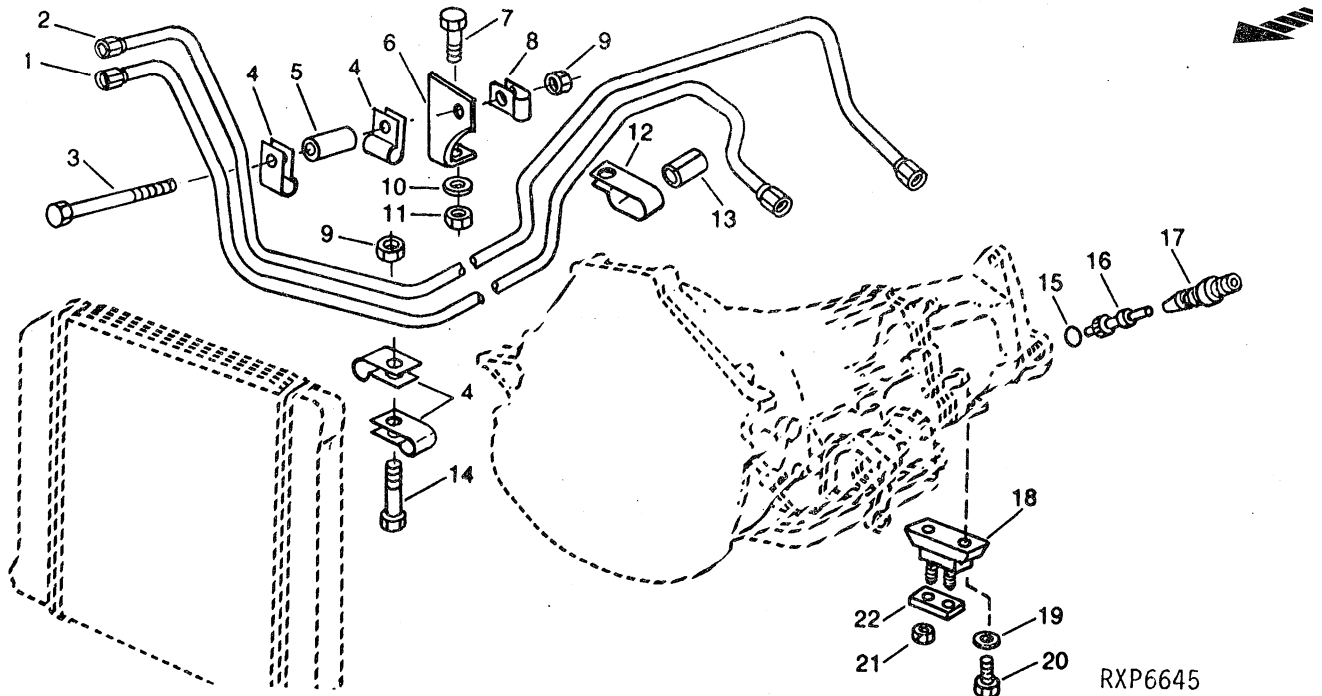
KEY	PART NO.	PART NAME	QTY	CHASSIS SERIAL NO.	REMARKS
				1 1 8 0 2 0 0 0 0 0 0	
1	T25249	NUT	1	X X	5/16"
2	19H1905	CAP SCREW	2	X X	5/16" X 1"
3	M47566	CLIP	6	X X	
	AH87142	CLIP	1	X X	VACUUM LINE
4	RW23922	LINE	1	X X	FRONT
5	RW23965	LINE	1	X X	REAR
6	R41440	GROMMET	1	X X	
7	U12547	O-RING	1	X X	
8	R89323	GEAR	1	X X	SPEEDOMETER DRIVEN
9	C8TZ-17297A	ADAPTER	1	X X	FORD SPEEDOMETER DRIVEN GEAR
10	RE36442	SUPPORT	1	X X	(SUB FOR E5TZ-6068K)
11	R90557	LOCK WASHER	2	X X	
12	19H1815	CAP SCREW	2	X X	1/2" X 1-1/4"
13	M64832	LOCK NUT	2	X X	7/16"
14	R86849	PLATE	1	X X	
15	RE33490	NUT	2	X X	5/16"
16	19H1849	CAP SCREW	1	X X	5/16" X 1-1/4"
17	R32136	FITTING	1	X X	

D02

DRIVE TRAI

TRANSMISSION OIL COOLER, LINES AND SPEEDOMETER DRIVE GEAR (RV800 CHASSIS SERIAL NO. 001000-) (RV1000 CHASSIS SERIAL NO. 005828-) (RV1200 CHASSIS SERIAL NO. 001728-)

RXP6645



KEY	PART NO.	PART NAME	QTY	CHASSIS SERIAL NO.	1 8 0 0 0 0	1 0 0 0 0 0	REMARKS
1	RW24253	OIL LINE	1	-XXXXXX	X	X	(A) INLET
	RE37507	OIL LINE	1	XXXXXX-	X	X	(B) INLET
2	RW24254	OIL LINE	1	-XXXXXX	X	X	(A) INLET
	RE39888	OIL LINE	1	XXXXXX-	X	X	(B) OUTLET, (SUB FOR RE37508)
3	19H1913	CAP SCREW	1		X	X	5/16" X 2-1/4"
4	M47566	CLIP	6		X	X	X
5	28H102	SPACER	1		X	X	0.364" X 0.540" X 1"
6	R97888	BRACE	1	XXXXXX-	X	X	(B)
7	19H1731	CAP SCREW	1	XXXXXX-	X	X	(B) 3/8" X 1"
8	T24959	CLAMP	1		X	X	X
9	T25249	NUT	3		X	X	X
10	24H1682	WASHER	1	XXXXXX-	X	X	(B) 13/32" X 7/8" X 0.120"
11	14H812	NUT	1	XXXXXX-	X	X	(B) 3/8"
12	R98909	CLAMP	1	XXXXXX-	X	X	(B)
13	R76658	HOSE	1	XXXXXX-	X	X	(B)
14	19H1900	CAP SCREW	2		X	X	5/16" X 3/4"
15	U12547	O-RING	1		X	X	X
16	R89323	GEAR	1	-XXXXXX	X	X	SPEEDOMETER DRIVEN (14 TEETH)
	E0HZ-17322DA	GEAR	1	XXXXXX-	X	X	(15 TEETH)
	RE38136	GEAR	1	XXXXXX-	X	X	(16 TEETH)
17	C8TZ-17297A	ADAPTER	1		X	X	FORD SPEEDOMETER DRIVEN GEAR
18	RE36442	SUPPORT	1		X	X	X
19	6023054	WASHER	2		X	X	X
20	19H1815	CAP SCREW	2		X	X	1/2" X 1-1/4"
21	M64832	LOCK NUT	2		X	X	7/16"
22	R86849	PLATE	1		X	X	X

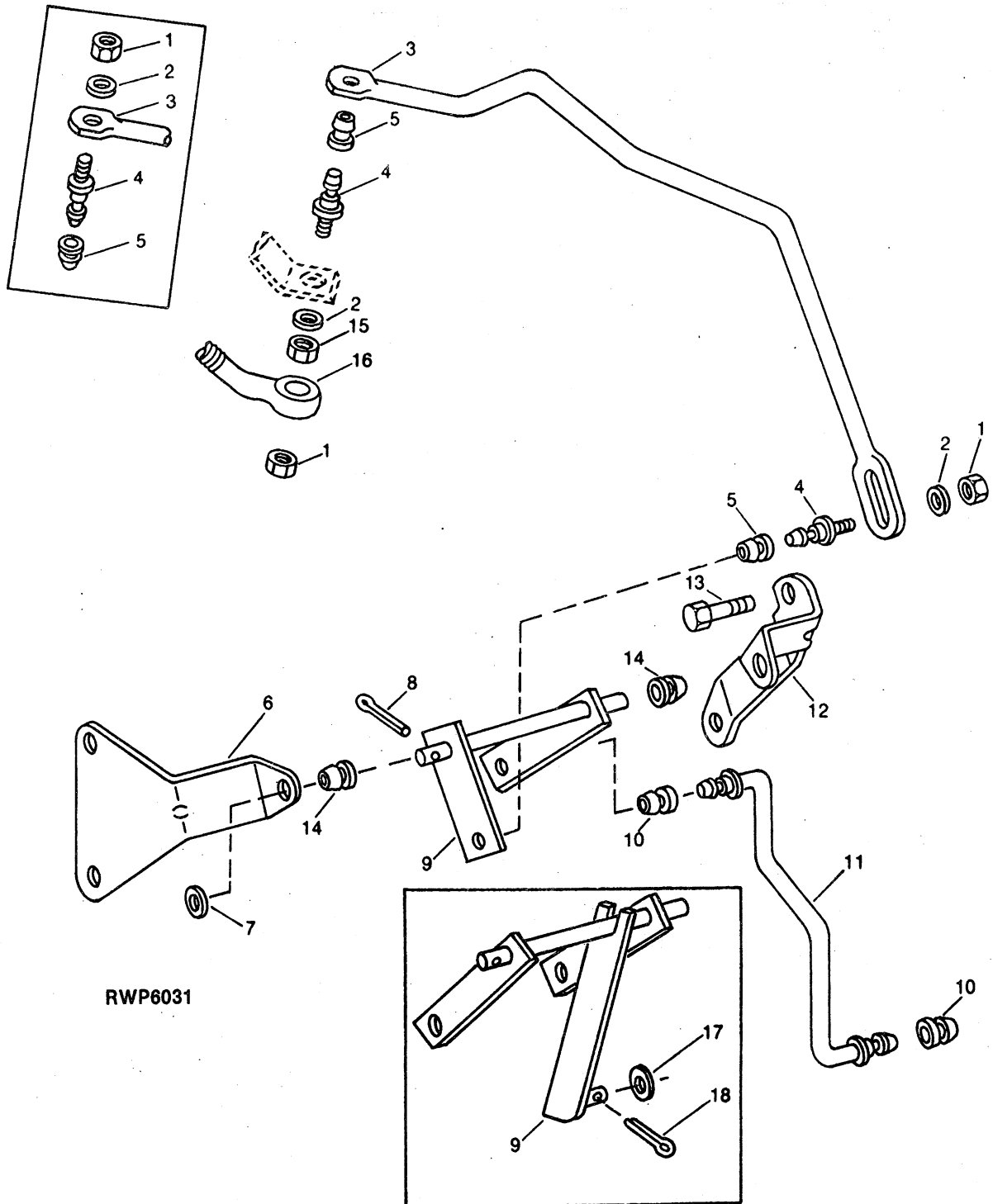
(A) SERIAL NO. -001377 (JD800); -010862 (JD1000); -003235 (JD1200)
(B) SERIAL NO. 001378- (JD800); 010863- (JD1000); 003236- (JD1200)

D03

DRIVE TRAIN

TRANSMISSION LINKAGE

RWP6031



RWP6031

TRANSMISSION LINKAGE - CONTINUED

KEY	PART NO.	PART NAME	QTY	CHASSIS		REMARKS
				SERIAL NO.		
					1 1	
					8 0 2	
					0 0 0	
					0 0 0	
1	T25249	NUT	2		X X X	5/16"
2	24H1822	WASHER	2		X X X	11/32" X 7/8" X 0.060"
3	R86851	SHIFTER ROD	1	-XXXXXX	X X	(A) (C)
	R92664	SHIFTER ROD	1	XXXXXX-	X X X	(B)
4	D9AZ-7B415A	STUD	2	-XXXXXX	X X	(A) (C) FORD
	R92416	STUD	2	XXXXXX-	X X X	(B)
5	E0SZ-7341B	INSULATOR	2		X X X	FORD
6	R87305	BRACKET	1	-XXXXXX	X X X	(D) OUTER
	R97260	BRACKET	1	XXXXXX-	X X X	(E) OUTER
7	24H1325	WASHER	1		X X X	15/32" X 59/64" X 0.060"
8	11H278	COTTER PIN	1		X X X	7/64" X 3/4"
9	RW22513	BELLCRANK	1	-XXXXXX	X X	(A) (C)
	RW24089	BELLCRANK	1	XXXXXX-	X X X	(B)
10	E0SZ-7341B	INSULATOR	2		X X X	FORD
11	E0TZ-7A024A	ROD	1		X X X	FORD LOWER
12	E0TZ-7C431A	BRACKET	1		X X X	FORD INNER
13	19H1936	CAP SCREW	2		X X X	
14	R87706	BUSHING	2		X X X	
15	14H785	NUT	1	XXXXXX-	X X X	(B) 5/16"
16	RE32643	END	1	XXXXXX-	X X	(B)
17	24H1286	WASHER	1	-XXXXXX	X X	(A) (C) 9/32" X 1/2" X 0.060"
18	11M7009	COTTER PIN	1	-XXXXXX	X X	(A) (C) 2 X 16MM

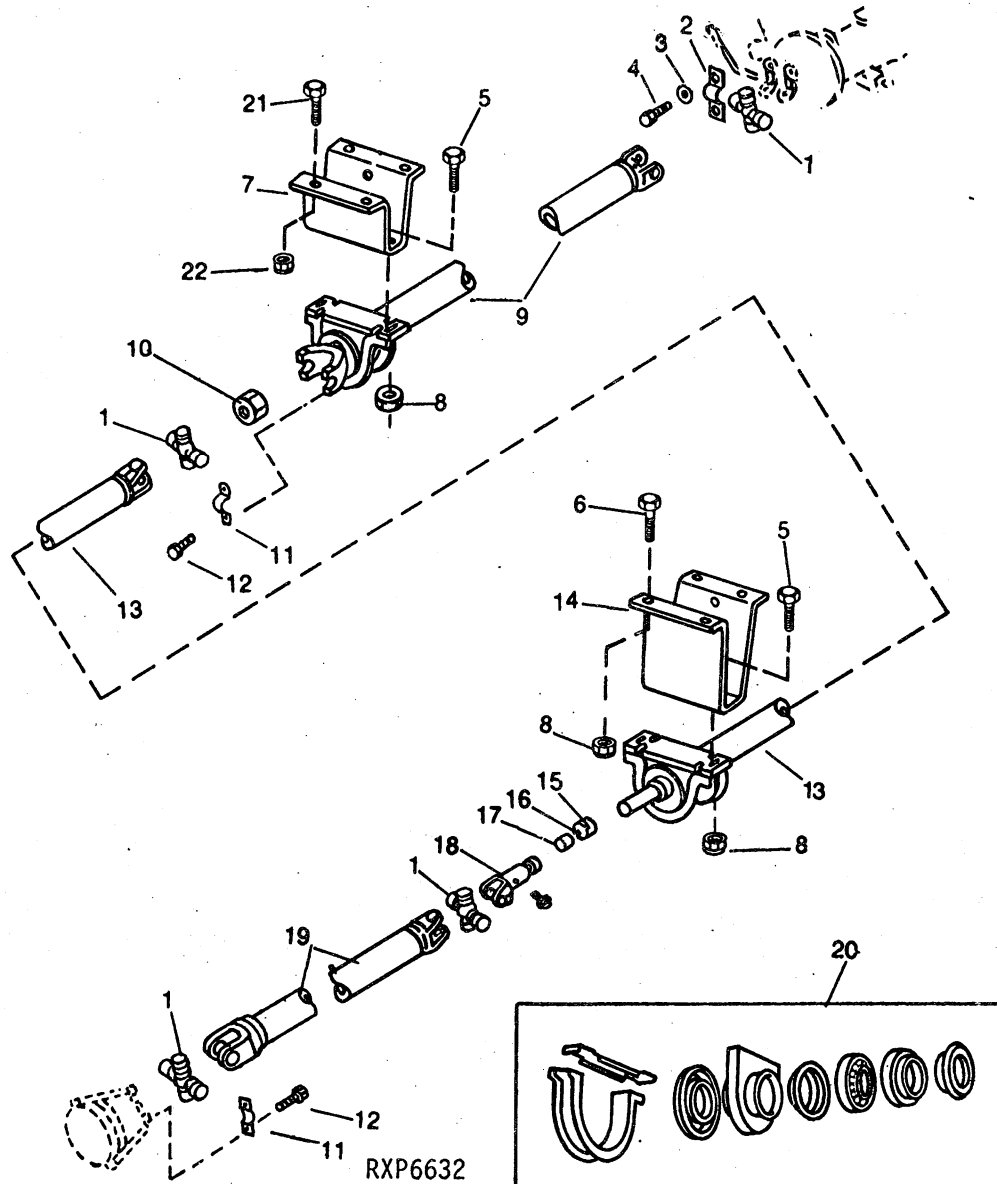
- (A) SERIAL NO. -001006 (RV800); -007264 (RV1000); -001968 (RV1200)
 (B) SERIAL NO. 001007- (RV800); 007265- (RV1000); 001969- (RV1200)
 (C) SEE CHASSIS SERIAL NO. NOTE ONE ON PAGE 10-5 FOR EXCEPTIONS.
 (D) SERIAL NO. -001700 (RV800); -012300 (RV1000); -003700 (RV1200)
 (E) SERIAL NO. 001701- (RV800); 012301- (RV1000); 003701- (RV1200)

D05

DRIVE TRAIN

DRIVE SHAFT (THREE SECTION)
 (CHASSIS SERIAL NO. 001000-XXXXXX) (178" CHASSIS)
 (CHASSIS SERIAL NO. 001000-001543) (190" CHASSIS)
 (CHASSIS SERIAL NO. 001000-) (208" CHASSIS)
 (CHASSIS SERIAL NO. 001000-) (228" CHASSIS)

RXP6632



D06

DRIVE TRA

DRIVE SHAFT (THREE SECTION) - CONTINUED
(CHASSIS SERIAL NO. 001000-XXXXXX) (178" CHASSIS)
(CHASSIS SERIAL NO. 001000-001543) (190" CHASSIS)
(CHASSIS SERIAL NO. 001000-) (208" CHASSIS)
(CHASSIS SERIAL NO. 001000-) (228" CHASSIS)

KEY	PART NO.	PART NAME	QTY	CHASSIS SERIAL NO.	1 8 0 0 0	1 0 0 0 0	REMARKS
1	B6TZ-4635B	UNIVERSAL JOINT CROSS	4		X X		FORD
2	RW23756	STRAP	2		X X		
3	12H303	LOCK WASHER	4		X X		5/16"
4	R87727	CAP SCREW	4		X X		
5	03H1572	BOLT	4		X X		7/16" X 1"
6	19H1822	CAP SCREW	4		X X		7/16" X 1"
7	R86985	HANGER	1		X X		FRONT
8	RE33492	LOCK NUT	8		X X		7/16"
9	RE39761	UNIVERSAL DRIVESHAFT	1		X X		FRONT, WITH BEARING, (SUB FOR RW23724)
	R88571	YOKE	1		X X		
10	R88572	NUT	1		X X		
11	RW23757	HALF CLAMP	4		X X		
12	T69937	SCREW	8		X X		
13	RE38644	UNIVERSAL DRIVESHAFT	1		X X		CENTER (178" AND 190" CHASSIS) (ALSO ORDER RW24404) (SUB FOR RW23725)
	RE38644	UNIVERSAL DRIVESHAFT	1		X X		CENTER (208" CHASSIS) (ALSO ORDER RW24404) (SUB FOR RW23725)
	RE39173	UNIVERSAL JOINT	1		X X		CENTER (228" CHASSIS) (ALSO ORDER RW24404) (SUB FOR RW23729)
14	R86986	HANGER	1		X X		REAR
15	O1T-7077	CAP	1		X X		FORD
16	D4HZ-4342A	RETAINER	1		X X		FORD
17	D4HZ-4343B	SEAL	1		X X		FORD (THREADED)
	RW24404	SEAL KIT	1		X X		(SNAP ON)
18	D4HZ-4841D	SHAFT	1		X X		FORD
19	RW23726	UNIVERSAL JOINT	1		X		REAR (178" CHASSIS) (ALSO ORDER RW24404)
	RW23727	UNIVERSAL JOINT	1		X		REAR (190" CHASSIS) (ALSO ORDER RW24404)
	RE38643	UNIVERSAL DRIVESHAFT	1		X		REAR (208" CHASSIS) (ALSO ORDER RW24404) (SUB FOR RW23728)
	RE38643	UNIVERSAL DRIVESHAFT	1	-001540	X		REAR (208" CHASSIS) (ALSO ORDER RW24404) (SUB FOR RW23728)
	RE39172	UNIVERSAL DRIVESHAFT	1	001541-	X		REAR (208" CHASSIS) (ALSO ORDER RW24404) (SUB FOR RW24248)
	RE38642	UNIVERSAL DRIVESHAFT	1		X		REAR (228" CHASSIS) (ALSO ORDER RW24404) (SUB FOR RW23730)
	RE38642	UNIVERSAL DRIVESHAFT	1	-001540	X		REAR (228" CHASSIS) (ALSO ORDER RW24404) (SUB FOR RW23730)
	RE39171	UNIVERSAL DRIVESHAFT	1	001541-	X		REAR (228" CHASSIS) (ALSO ORDER RW24404) (SUB FOR RW24249)
20	D9TZ-4800A	BEARING	2		X X		FORD
21	19H1822	CAP SCREW	4	-XXXXXX	X X		7/16" X 1"
22	RE33492	LOCK NUT	4	-XXXXXX	X X		

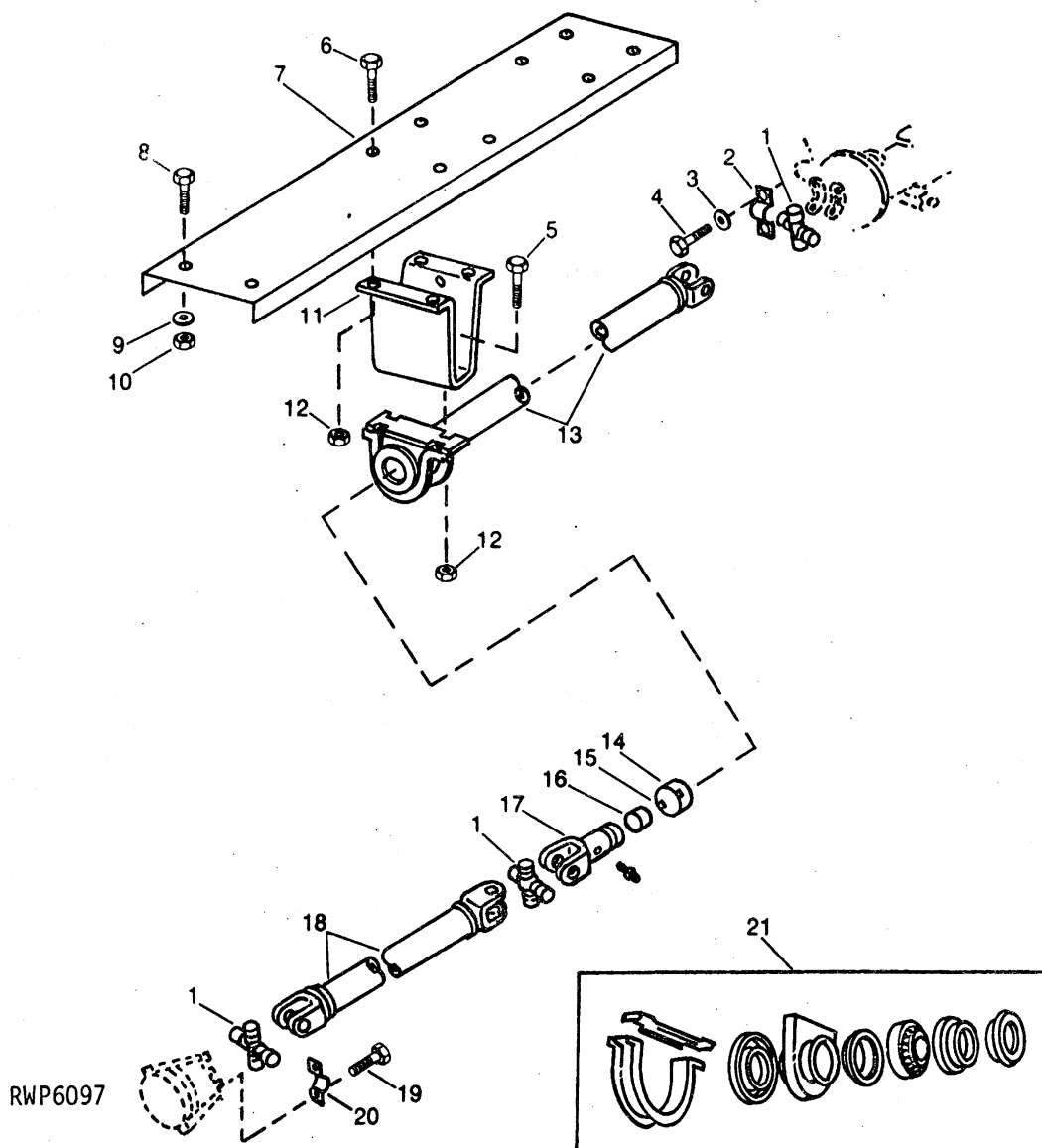
D07

DRIVE TRAIN

DRIVE SHAFT (TWO SECTION)

(TWO SECTION)
(CHASSIS SERIAL NO. 001000-) (158.5" CHASSIS)
(CHASSIS SERIAL NO. XXXXXX-) (178" CHASSIS)
(CHASSIS SERIAL NO. 001544-) (190" CHASSIS)

RWP6097



D08

DRIVE TR

DRIVE SHAFT - CONTINUED
(TWO SECTION)
(CHASSIS SERIAL NO. 001000-) (158.5" CHASSIS)
(CHASSIS SERIAL NO. XXXXXX-) (178" CHASSIS)
(CHASSIS SERIAL NO. 001544-) (190" CHASSIS)

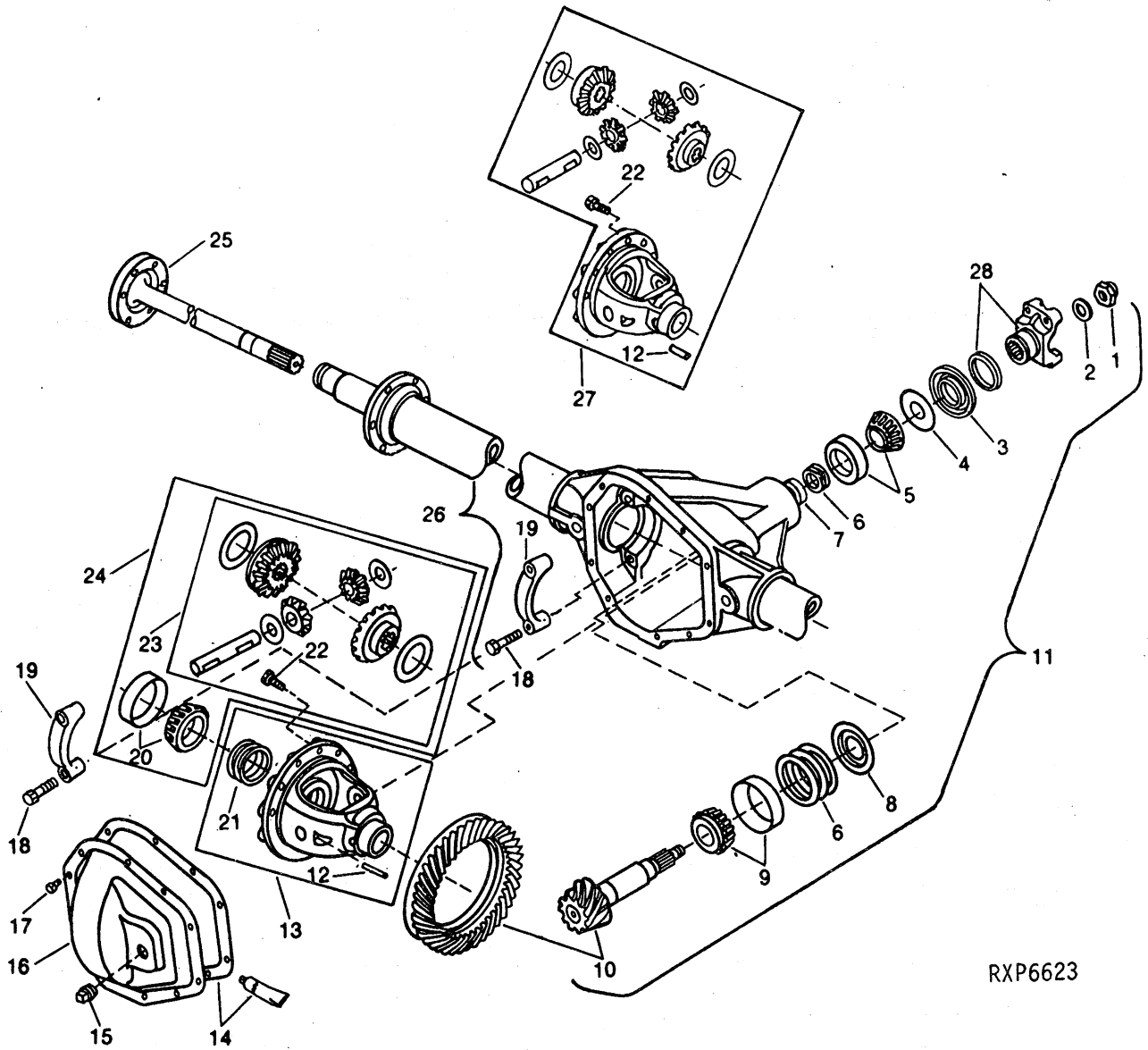
KEY	PART NO.	PART NAME	QTY	CHASSIS SERIAL NO.	1 8 0 0 0	1 0 0 0 0	REMARKS
1	B6TZ-4635B	UNIVERSAL JOINT CROSS	3		X X X	FORD	
2	RW23756	STRAP	2		X X X		
3	12H303	LOCK WASHER	4		X X X	5/16"	
4	R87727	CAP SCREW	4		X X X		
5	03H1572	BOLT	2		X X X	7/16" X 1"	
6	19H1822	CAP SCREW	4	-XXXXXX	X X X	7/16" X 1"	
7	R90866	SUPPORT	1		X X	(178" CHASSIS)	
	R90866	SUPPORT	1		X X	(190" CHASSIS)	
8	19H1822	CAP SCREW	6		X X	7/16" X 1", (178" CHASSIS)	
	19H1822	CAP SCREW	6		X X	7/16" X 1", (190" CHASSIS)	
9	24H1219	WASHER	5		X X	7/16" X 1" X 0.075", (178" CHASSIS)	
	24H1219	WASHER	6		X X	7/16" X 1" X 0.075", (190" CHASSIS)	
10	M64832	LOCK NUT	6		X X	(178" CHASSIS)	
	M64832	LOCK NUT	6		X X	(190" CHASSIS)	
11	R94612	HANGER	1		X X	(158.5" CHASSIS)	
	R86985	HANGER	1		X X	(178" CHASSIS)	
	R86986	HANGER	1		X X	(190" CHASSIS)	
12	RE33492	LOCK NUT	6	-XXXXXX	X X X	7/16"	
13	RE39758	UNIVERSAL JOINT	1		X X	FRONT, WITH BEARING (158.5" CHASSIS) (ALSO ORDER RW24404) (SUB FOR RE35871)	
	RE39759	UNIVERSAL JOINT	1		X X X	FRONT, WITH BEARING (178" CHASSIS) (ALSO ORDER RW24404) (SUB FOR RW24184)	
	RE39760	DRIVE SHAFT	1		X X	FRONT, WITH BEARING (190" CHASSIS) (ALSO ORDER RW24404) (SUB FOR RW24185)	
14	O1T-7077	CAP	1		X X X	FORD	
15	D4HZ-4342A	RETAINER	1		X X X	FORD	
16	D4HZ-4343B	SEAL	1		X X X	FORD	
17	D4HZ-4841D	SHAFT	1		X X X	FORD	
18	RE38641	UNIVERSAL DRIVESHAFT	1		X X	REAR (158.5" CHASSIS) (ALSO ORDER RW24404) (SUB FOR RE35870)	
	RE38642	UNIVERSAL DRIVESHAFT	1		X X	REAR (178" CHASSIS) (ALSO ORDER RW24404) (SUB FOR RW23730)	
	RE38642	UNIVERSAL DRIVESHAFT	1		X	REAR (178 AND 190" CHASSIS) (ALSO ORDER RW24404) (SUB FOR RW23730)	
	RE39171	DRIVE SHAFT	1		X	REAR (190" CHASSIS) (ALSO ORDER RW24404) (SUB FOR RW24249)	
19	T69937	SCREW	4		X X X		
20	RW23757	STRAP	2		X X X		
21	D9TZ-4800A	BEARING	1		X X X	FORD	

D09

DRIVE TRAIN

REAR AXLE (DANA)

RXP6623



RXP6623

REAR AXLE - CONTINUED (DANA)

KEY	PART NO.	PART NAME	QTY	CHASSIS SERIAL NO.	1 8 0 0 0 0 0 0	1 2 0 0 0 0 0 0	REMARKS
1	R88508	NUT	1		X	X	
2	R88507	WASHER	1		X	X	
3	R88505	SEAL	1		X	X	
4	R94268	WASHER	1		X	X	
5	RW22986	KIT	1		X	X	OUTER BEARING
6	RW22983	KIT	1		X	X	DIFFERENTIAL AND PINION SHIM (INCLUDES KEYS 1, 2, 6 AND 21)
	RE37599	KIT	1		X	X	BEARING AND PINION SHIM (INCLUDES KEY 1, 2 AND 6)
7	R94268	WASHER	1		X	X	
8	R92754	WASHER	1		X	X	
9	RW22985	KIT	1		X	X	INNER BEARING
10	E3TZ-4209S	KIT	1		X		FORD RING AND PINION, (USE WITH 070AF111-1)
	RE37604	KIT	1		X		RING AND PINION, (USE WITH 070AF118-1 OR 070AF122-1) (4.56 RATIO)
	RE37605	KIT	1		X		RING AND PINION, (USE WITH 070AF118-2) (4.88 RATIO)
11	RE37608	KIT	1		X		RING AND PINION ASSEMBLY, (USE WITH 070AF118-1 OR 070AF122-1) (4.56 RATIO)
	RE37609	KIT	1		X		RING AND PINION ASSEMBLY, (USE WITH 070AF118-2) (4.88 RATIO)
12	R88516	LOCK	1		X	X	DIFFERENTIAL SHAFT
13	RE37613	KIT	1		X	X	
14	38615	SEALANT	1		X	X	
15	R88510	PLUG	1		X	X	
16	RE37610	KIT	1		X	X	CARRIER COVER
17	R88782	BOLT	AR		X	X	
18	R88513	BOLT	2		X	X	
19	CAP	1		X	X	(ORDER KEY 26)
20	RW22987	KIT	1		X	X	DIFFERENTIAL BEARING
21	RE37611	KIT	1		X	X	SHIM
22	R88515	BOLT	AR		X	X	
23	RE37614	KIT	1		X	X	
24	RE37612	KIT	1		X	X	
25	R88807	SHAFT	2		X	X	AXLE
26	RW24007	REAR AXLE	1	-006136	X		WITH BEARING CAP AND TUBES (070AF111-1)
	RE37601	REAR AXLE	1	006137-	X	X	WITH BEARING CAP AND TUBES
	RE37601	HALF AXLE	1		X		WITH BEARING CAP AND TUBES
27	E0TZ-4204E	KIT	1		X	X	FORD DIFFERENTIAL CASE
28	R88506	YOKE	1		X	X	(SUB FOR RE37598)
..	RW23638	REAR AXLE	1	-006136	X		COMPLETE, DANA 070AF111-1 (4.56 RATIO)
..	RW24256	REAR AXLE	1	006137-012300	X		COMPLETE, DANA 070AF118-1 (4.56 RATIO)
..	RE35350	REAR AXLE	1	012301-	X		COMPLETE, DANA 070AF118-2 (4.88 RATIO)
..	RE35350	REAR AXLE	1		X		COMPLETE, DANA 070AF118-2 (4.88 RATIO)
..	RW24699	REAR AXLE	1	-012300	X		(A) COMPLETE, DANA 070AF122-1 (4.56 RATIO)
..	RE37726	REAR AXLE	1	012301-	X		(A) COMPLETE, DANA 070AF122-2 (4.88 RATIO)

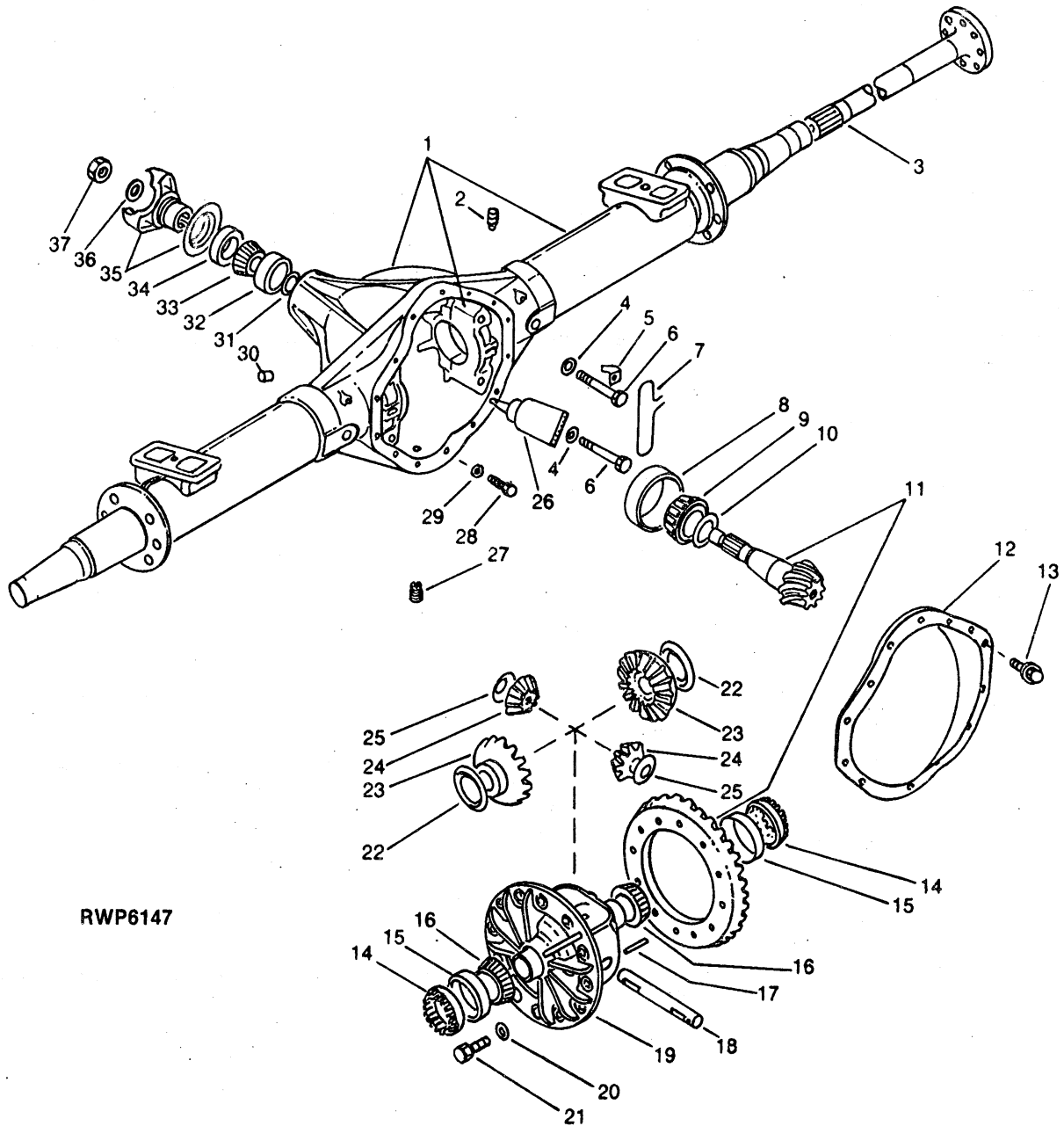
(A) WITH REVERSED CALIPERS

D11

DRIVE TRAIN

REAR AXLE (BRASEIXOS 411) (RV1200 CHASSIS SERIAL NO. -001540)

RWP6147



RWP6147

D12

DRIVE TRAIN

REAR AXLE - CONTINUED (BRASEIXOS 411) (RV1200 CHASSIS SERIAL NO. -001540)

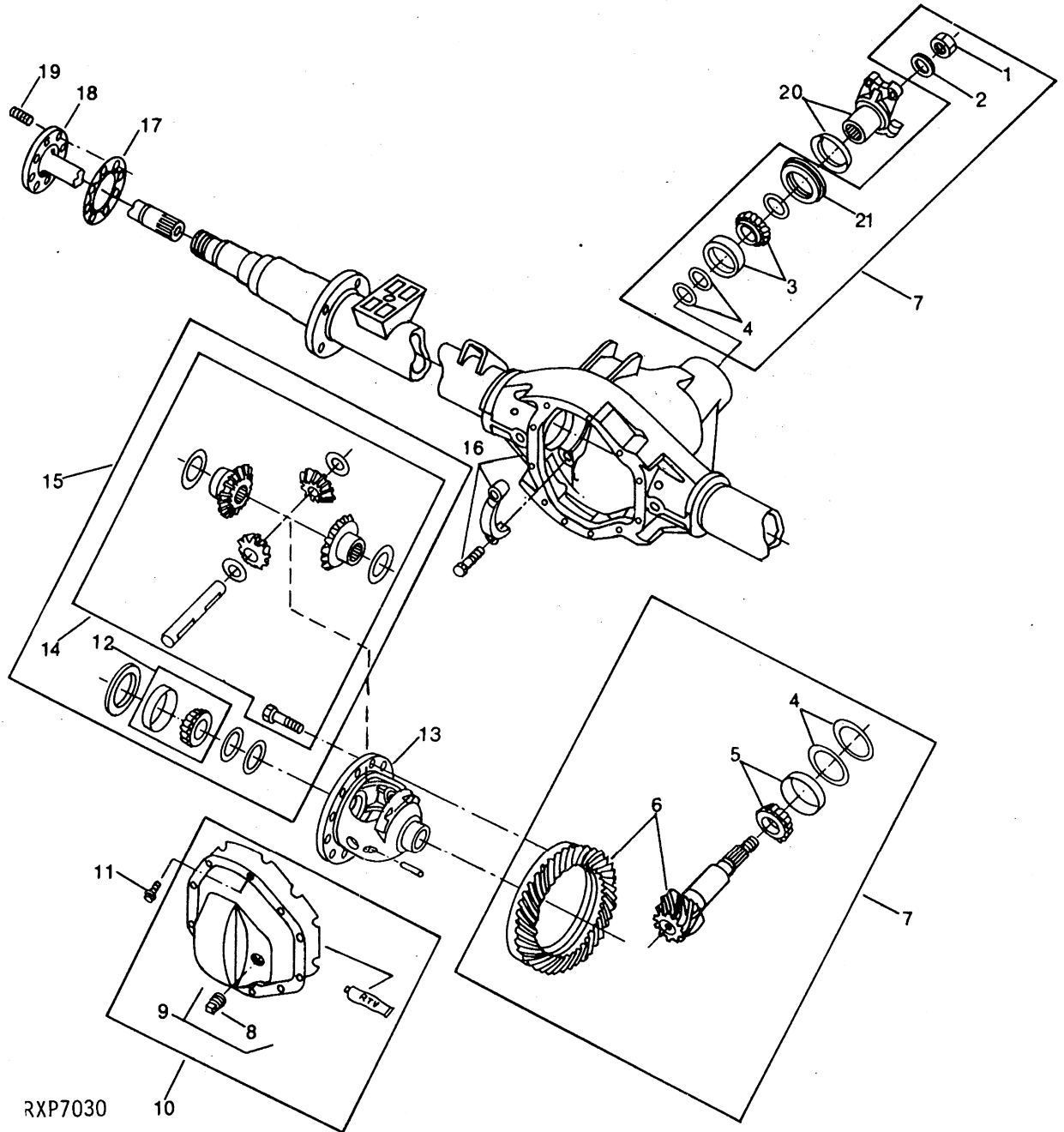
KEY	PART NO.	PART NAME	QTY	CHASSIS SERIAL NO.	1 8 0 2 0 0 0 0 0 0	REMARKS
1	RW23040	DIFFERENTIAL	1		X	
2	R89101	PLUG	1		X	VENT
3	R89105	SHAFT	2		X	
4	R89059	WASHER	4		X	
5	R89095	LOCK	2		X	
6	R89058	SCREW	4		X	
7	R89100	WIRE	2		X	
8	R89063	BEARING CUP	1		X	INNER
9	R89064	BEARING CONE	1		X	INNER
10	RW24030	KIT	1		X	PINION BEARING SHIM
	R89067	SHIM	AR		X	1.816MM (.071")
	R89079	SHIM	AR		X	1.854MM (.072")
	R89080	SHIM	AR		X	1.892MM (.074")
	R89081	SHIM	AR		X	1.930MM (.075")
	R89082	SHIM	AR		X	1.968MM (.077")
	R89083	SHIM	AR		X	2.007MM (.079")
	R89084	SHIM	AR		X	2.045MM (.080")
	R89085	SHIM	AR		X	2.083MM (.082")
	R89086	SHIM	AR		X	2.121MM (.083")
	R89087	SHIM	AR		X	2.159MM (.085")
	R89088	SHIM	AR		X	2.197MM (.086")
	R89089	SHIM	AR		X	2.235MM (.087")
11	RW24029	BEVEL GEAR	1		X	(INCLUDES KEY 37)
12	R89103	COVER	1		X	
13	R89104	CAP SCREW	14		X	
14	R89094	RING	2		X	ADJUSTING
15	R89093	BEARING CUP	2		X	
16	R89092	BEARING CONE	2		X	
17	R89077	SPRING PIN	1		X	
18	R89076	SHAFT	1		X	
19	RW24026	CASE	1		X	
	RW24027	CASE	1		X	WITH SPIDERS AND GEARS (KEYS 11, 17, 18, 19, 22, 23, 24, 25 AND 37)
	RW24032	KIT	1		X	(KEYS 17, 18, 22, 23, 24 AND 25)
	RW24031	KIT	1		X	(KEYS 22, 23, 24 AND 25)
	RW24033	KIT	1		X	(KEYS 17, 18, 19, 22, 23, 24 AND 25)
	RW24034	KIT	1		X	(KEYS 8, 9, 15, 16, 32, 33 AND 34)
20	R89091	LOCK WASHER	12		X	
21	R89090	CAP SCREW	12		X	
22	R89075	THRUST WASHER	2		X	
23	R89074	BEVEL GEAR	2		X	
24	R89072	BEVEL GEAR	2		X	
25	R89073	WASHER	1		X	
26	R89116	GASKET	1		X	SILICON
27	R89099	PLUG	1		X	DRAIN
28	R89097	CAP SCREW	2		X	
29	R89096	WASHER	2		X	
30	R89098	PLUG	1		X	OIL FILL
31	RW24039	SPACER	1		X	
32	R89061	BEARING CUP	1		X	
33	R89062	BEARING CONE	1		X	
34	R89065	SEAL	1		X	
35	RW23041	UNIVERSAL JOINT YOKE	1		X	
36	R89069	WASHER	1		X	
37	R89070	NUT	1		X	
..	RW24081	REAR AXLE	1		X	COMPLETE (SUB RW24740 FOR 228" CHASSIS) (SUB RW24741 FOR 208" CHASSIS) (SUB RW26298 FOR 190" CHASSIS) (SUB RW26297 FOR 178" CHASSIS)

D13

DRIVE TRA

REAR AXLE
(DANA 080AF101-1 AND 080AF101-2)
(RV1200 CHASSIS SERIAL NO. 001541-)

RXP7030



D14

DRIVE TRAIN

REAR AXLE (DANA 080AF101-1 AND 080AF101-2) (RV1200 CHASSIS SERIAL NO. 001541-)

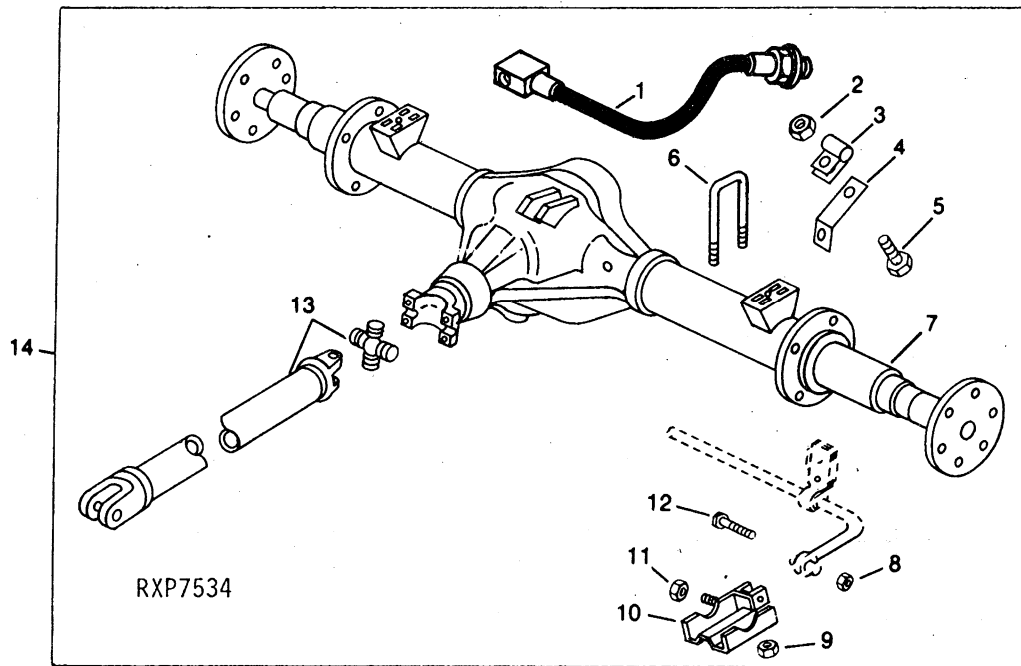
KEY	PART NO.	PART NAME	QTY	CHASSIS SERIAL NO.	1 1 8 0 2 0 0 0 0 0 0	REMARKS
1	R99445	NUT	1		X	
2	R98808	WASHER	1		X	
3	RE37581	BEARING	1		X	
4	RE37582	KIT	1		X	BEARING AND PINION SHIM
5	RE37580	BEARING KIT	1		X	INNER
6	RE37585	KIT	1		X	RING AND PINION GEAR (4.63 RATIO)
	RE37586	KIT	1		X	RING AND PINION GEAR (5.12 RATIO)
7	RE37588	KIT	1		X	RING AND PINION ASSEMBLY (4.63 RATIO)
	RE37589	KIT	1		X	RING AND PISTON ASSEMBLY (5.12 RATIO)
8	R88510	PLUG	1		X	
9	RE37591	COVER	1		X	
10	RE37592	COVER	1		X	
11	R88782	SCREW	10		X	(SUB FOR R88511)
12	RW22987	BEARING KIT	1		X	
13	RE37596	KIT	1		X	
14	RE37597	KIT	1		X	
15	RE37595	KIT	1		X	
16	RE37584	KIT	1		X	
17	R88771	GASKET	2		X	
18	R88807	SHAFT	2		X	
19	R88520	STUD	12		X	
20	RE37578	YOKE	1		X	
21	E8TZ-4676A	SEAL	1		X	
..	RE37583	KIT	1		X	DIFFERENTIAL AND PINION SHIM
..	RE37593	KIT	1		X	DIFFERENTIAL SHIM
..	RW24246	AXLE	1	-003700	X	COMPLETE (DANA 080AF101-1) (4.63 RATIO)
..	RE37739	AXLE	1	003701-	X	COMPLETE (DANA 080AF101-2) (5.12 RATIO)

D15

DRIVE TRAIN

HEAVY REAR AXLE REPLACEMENT (FOR 228" PRIOR TO SERIAL NO. -001540)

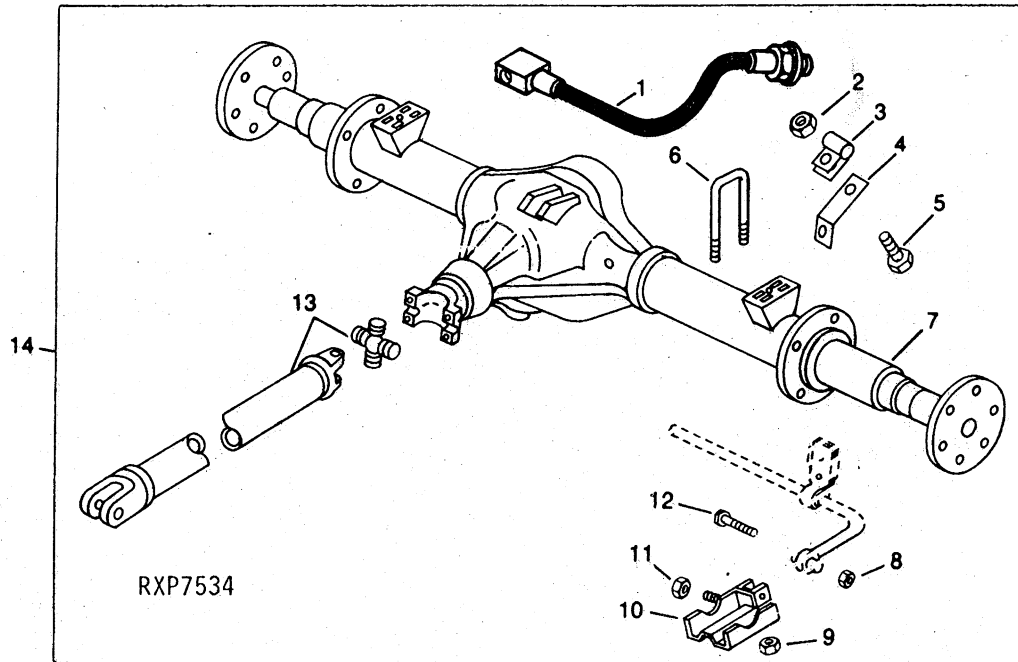
RXP7534



KEY	PART NO.	PART NAME	QTY	CHASSIS SERIAL NO.	1 1 8 0 2 0 0 0 0 0 0	REMARKS
1	RE36491	HOSE	1		X	(SUB FOR R96498)
2	RE33490	NUT	2		X	
3	M47566	CLIP	2		X	
4	R86708	BRACKET	2		X	
5	19H1900	CAP SCREW	2		X	5/16" X 3/4"
6	R90572	U-BOLT	4		X	
7	RE37739	REAR AXLE	1		X	(SUB FOR RW24246)
8	R93748	LOCK NUT	2		X	(SUB FOR 0152372)
9	R87311	NUT	8		X	
10	RW24742	BRACKET	1		X	L.H.
	RW24743	BRACKET	1		X	R.H.
11	R93747	LOCK NUT	2		X	(SUB FOR 0152369)
12	03H1858	BOLT	2		X	5/8" X 3-1/2"
13	RE39171	UNIVERSAL JOINT	1		X	(SUB FOR RW24249)
14	RW24740	KIT	1		X	
..	RW24404	KIT	1		X	DRIVESHAFT SEAL (INCLUDED IN RW24740)

HEAVY REAR AXLE REPLACEMENT (FOR 208" PRIOR TO SERIAL NO. -001540)

RXP7534



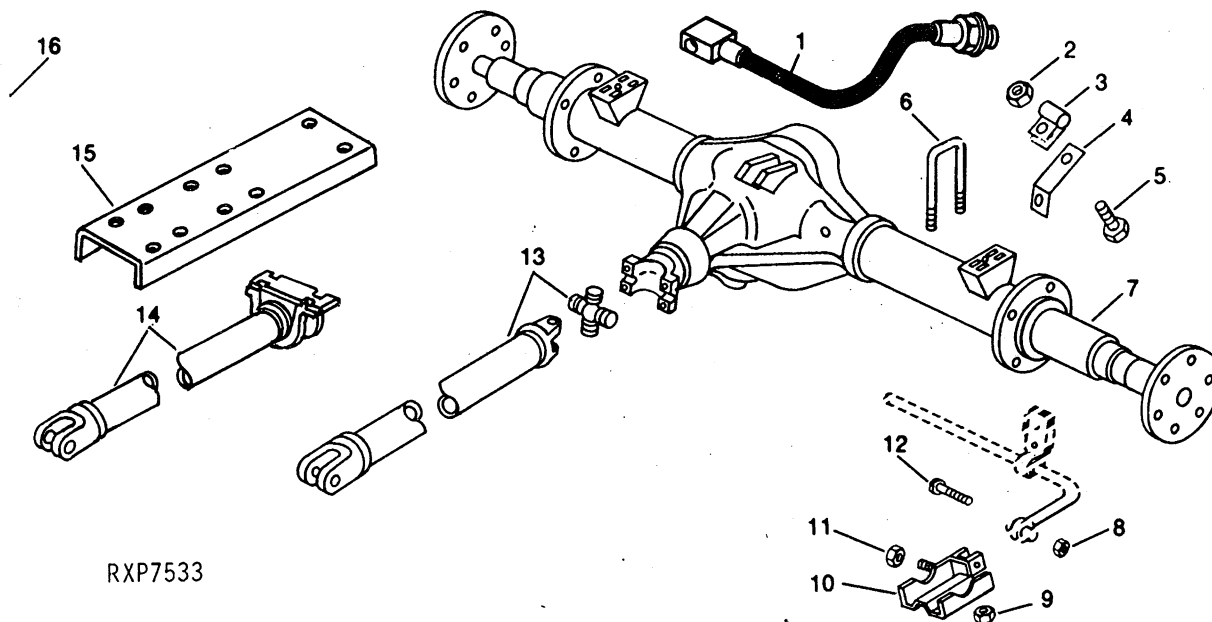
KEY	PART NO.	PART NAME	QTY	CHASSIS SERIAL NO.	1 8 0 0 0	1 0 0 0 0	REMARKS
1	RE36491	HOSE	1		X		(SUB FOR R96498)
2	RE33490	NUT	2		X		
3	M47566	CLIP	2		X		
4	R86708	BRACKET	2		X		
5	19H1900	CAP SCREW	2		X		5/16" X 3/4"
6	R90572	U-BOLT	4		X		
7	RE37739	REAR AXLE	1		X		(SUB FOR RW24246)
8	R93748	LOCK NUT	2		X		(SUB FOR 0152372)
9	R87311	NUT	8		X		
10	RW24742	BRACKET	1		X		L.H.
	RW24743	BRACKET	1		X		R.H.
11	R93747	LOCK NUT	2		X		(SUB FOR 0152369)
12	03H1858	BOLT	2		X		5/8" X 3-1/2"
13	RE39172	UNIVERSAL JOINT	1		X		(SUB FOR RE39172)
14	RW24741	KIT	1		X		
..	RW24404	KIT	1		X		DRIVESHAFT SEAL (INCLUDED IN RW24741)

D17

DRIVE TRAIN

HEAVY REAR AXLE REPLACEMENT (FOR 190" PRIOR TO SERIAL NO. -001543)

RXP7533



RXP7533

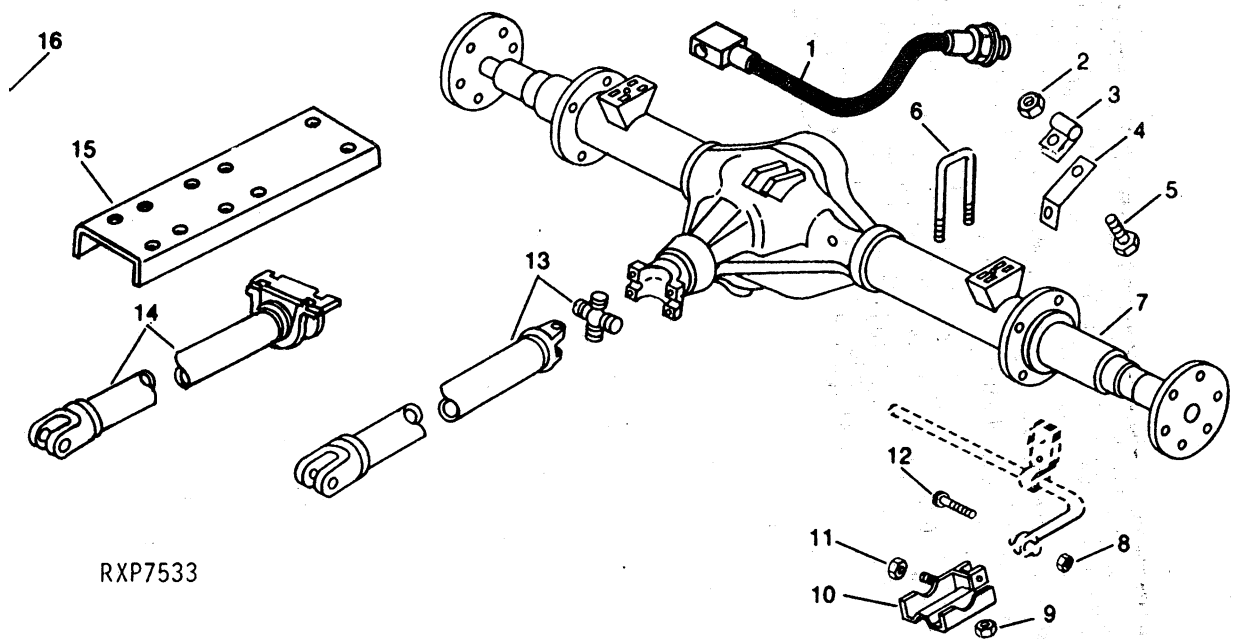
KEY	PART NO.	PART NAME	QTY	CHASSIS SERIAL NO.	1 8 0 0 0	1 0 0 0 0	REMARKS
1	RE36491	HOSE	1		X		(SUB FOR R96498)
2	RE33490	NUT	2		X		
3	M47566	CLIP	2		X		
4	R86708	BRACKET	2		X		
5	19H1900	CAP SCREW	2		X		5/16" X 3/4"
6	R90572	U-BOLT	4		X		
7	RE37739	REAR AXLE	1		X		(SUB FOR RW24246)
8	R93748	LOCK NUT	2		X		(SUB FOR 0152372)
9	R87311	NUT	8		X		
10	RW24742	BRACKET	1		X		L.H.
	RW24743	BRACKET	1		X		R.H.
11	R93747	LOCK NUT	2		X		(SUB FOR 0152369)
12	03H1858	BOLT	2		X		5/8" X 3-1/2"
13	RE39171	UNIVERSAL JOINT	1		X		(SUB FOR RW24249)
14	RE39760	UNIVERSAL JOINT	1		X		FRONT, (SUB FOR RW24185)
15	R90866	SUPPORT	1		X		
16	RW26298	KIT	1		X		
..	RW24404	KIT	1		X		DRIVESHAFT SEAL (INCLUDED IN RW26298)

D18

DRIVE TRAIN

HEAVY REAR AXLE REPLACEMENT (FOR 178" PRIOR TO SERIAL NO. -XXXXXX)

RXP7533



RXP7533

KEY	PART NO.	PART NAME	QTY	CHASSIS SERIAL NO.	1 1 8 0 2 0 0 0 0 0 0	REMARKS
1	RE36491	HOSE	1		X	(SUB FOR R96498)
2	RE33490	NUT	2		X	
3	M47566	CLIP	2		X	
4	R86708	BRACKET	2		X	
5	19H1900	CAP SCREW	2		X	5/16" X 3/4"
6	R90572	U-BOLT	4		X	
7	RE37739	REAR AXLE	1		X	(SUB FOR RW24246)
8	R93748	LOCK NUT	2		X	(SUB FOR 0152372)
9	R87311	NUT	8		X	
10	RW24742	BRACKET	1		X	L.H.
	RW24743	BRACKET	1		X	R.H.
11	R93747	LOCK NUT	2		X	(SUB FOR 0152369)
12	03H1858	BOLT	2		X	
13	RE39171	UNIVERSAL JOINT	1		X	(SUB FOR RW24249)
14	RE39759	UNIVERSAL JOINT	1		X	FRONT, (SUB FOR RW24184)
15	R90866	SUPPORT	1		X	
16	RW26297	KIT	1		X	
..	RW24404	KIT	1		X	DRIVESHAFT SEAL

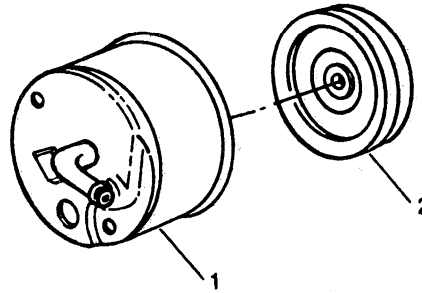
MEMORANDA

D21

STEERING AND BRAKES

POWER STEERING PUMP

RXP7495

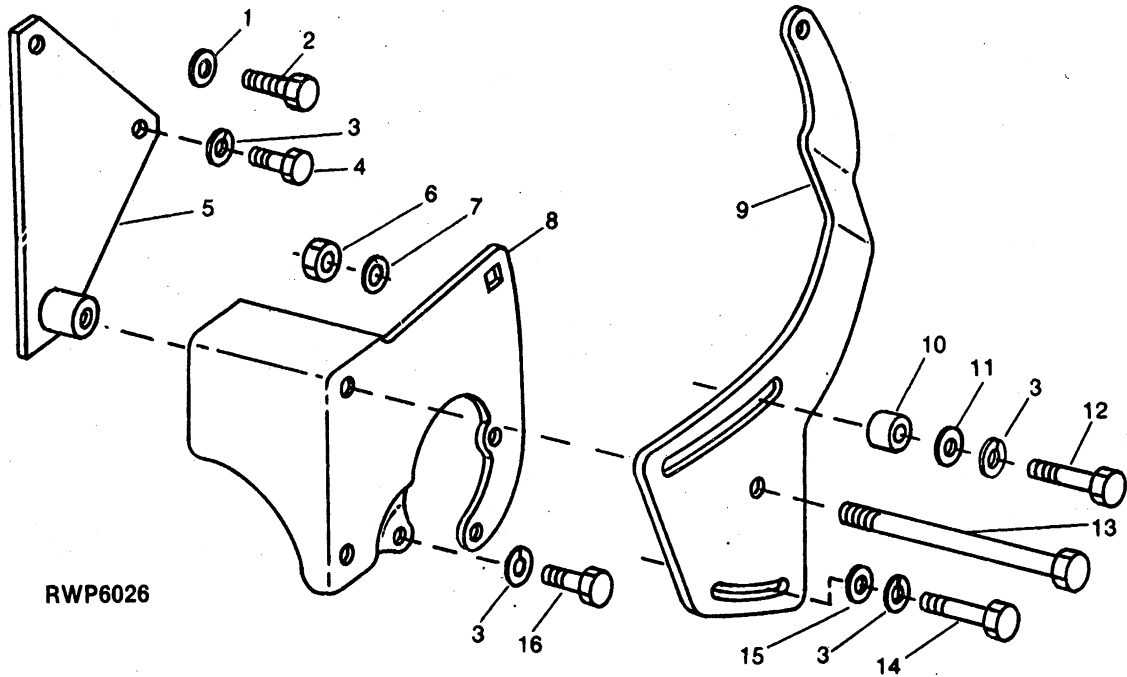


RXP7495

				1	1	
				8	0	2
				0	0	0
KEY	PART NO.	PART NAME	QTY	CHASSIS SERIAL NO.	0	0
1	RE39010	PUMP	1			
2	E3UZ-3A733C	PULLEY	1		X	X
..	E5TZ-3B584	KIT	1		X	X
					X	X

POWER STEERING PUMP MOUNTING
 (RV800 CHASSIS SERIAL NO. -001007)
 (RV1000 CHASSIS SERIAL NO. -008168)
 (RV1200 CHASSIS SERIAL NO. -002162)

RWP6026



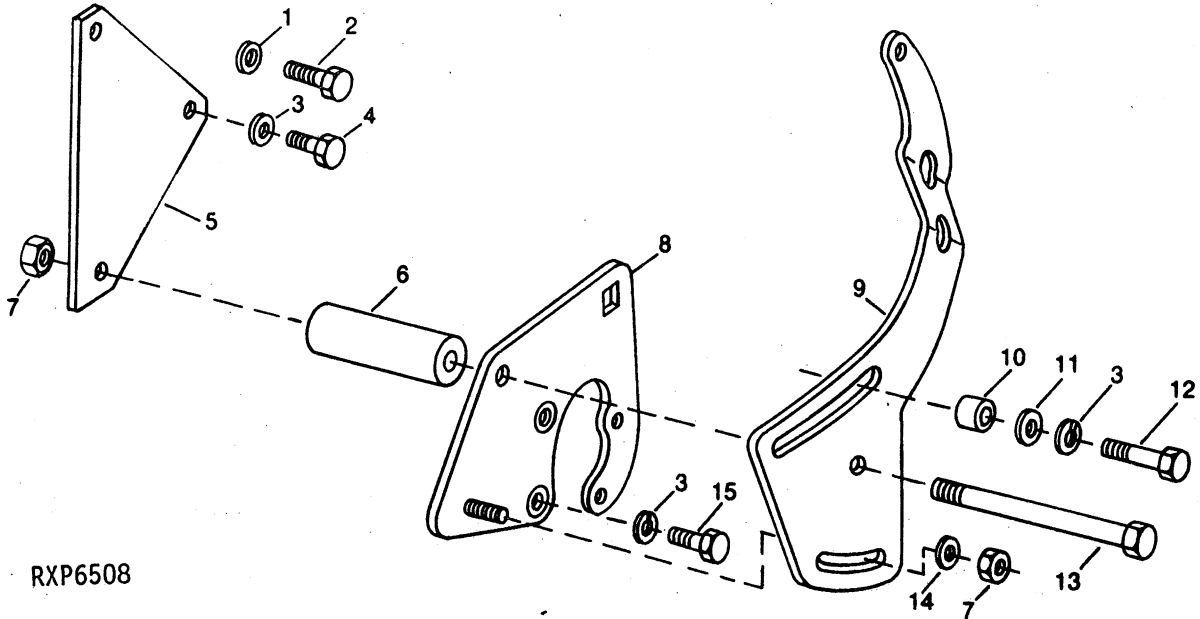
KEY	PART NO.	PART NAME	QTY	CHASSIS SERIAL NO.	1 8 0 0 0 0 0 0	1 0 0 0 0 0 0 0	REMARKS
1	12H293	LOCK WASHER	1		X	X	7/16"
2	19H1978	CAP SCREW	1		X	X	7/16" X 1-1/2"
3	12H304	LOCK WASHER	12		X	X	3/8"
4	19H1732	CAP SCREW	1		X	X	3/8" X 1-1/4"
5	RW23930	SUPPORT	1		X	X	
6	M64832	LOCK NUT	1		X	X	7/16"
7	24H1682	WASHER	1		X	X	13/32" X 7/8" X 0.120"
8	E3UZ-3A732A	BRACKET	1		X	X	FORD
9	R87310	ARM	1		X	X	
10	24H1781	WASHER	1		X	X	13/32" X 7/8" X 1/4", (ALTERNATOR ADJUSTMENT)
11	24H1682	WASHER	1		X	X	13/32" X 7/8" X 0.120"
12	19H1800	CAP SCREW	1		X	X	3/8" X 1-1/2"
13	19H2324	CAP SCREW	1		X	X	7/16" X 4-1/2"
14	19H1732	CAP SCREW	1		X	X	3/8" X 1-1/4"
15	24H1781	WASHER	1		X	X	13/32" X 7/8" X 1/4"
16	19H1936	CAP SCREW	3		X	X	3/8" X 3/4"

D23

STEERING AND BRAKES

POWER STEERING PUMP MOUNTING (RV800 CHASSIS SERIAL NO. 001008-) (RV1000 CHASSIS SERIAL NO. 008169-) (RV1200 CHASSIS SERIAL NO. 002163-)

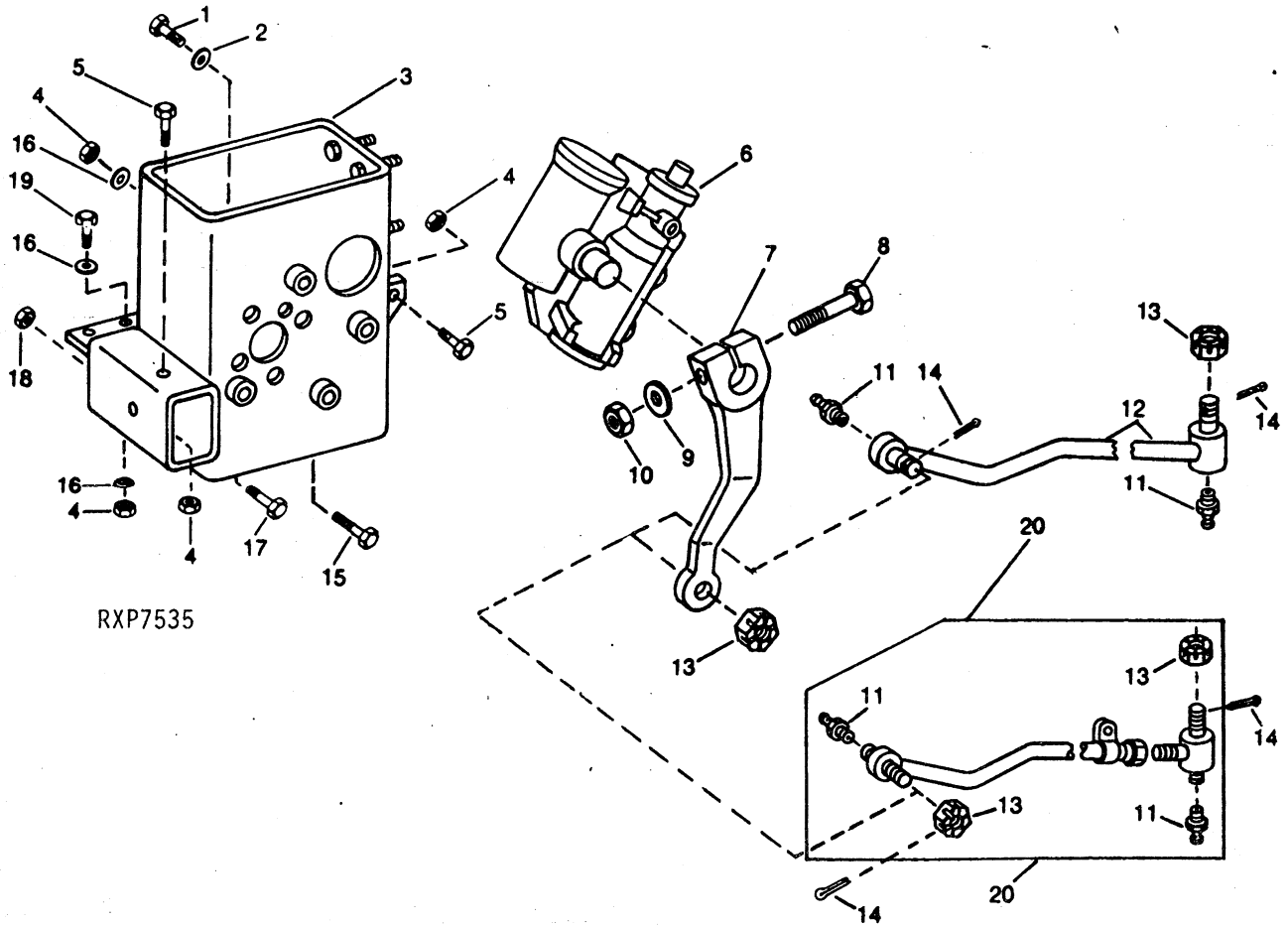
RXP6508



KEY	PART NO.	PART NAME	QTY	CHASSIS SERIAL NO.	1 8 0 0 0	1 0 0 0 0	REMARKS
1	12H293	LOCK WASHER	1		X	X	7/16"
2	19H1978	CAP SCREW	1		X	X	7/16" X 1-1/2"
3	12H304	LOCK WASHER	7		X	X	3/8"
4	19H1732	CAP SCREW	1		X	X	3/8" X 1-1/4"
5	R93098	SUPPORT	1		X	X	
6	R93010	BUSHING	1		X	X	
7	M64832	LOCK NUT	2		X	X	
8	RW24291	BRACKET	1		X	X	
9	R93009	PLATE	1		X	X	
10	24H1781	WASHER	1		X	X	13/32" X 7/8" X 1/4", (ALTERNATOR ADJUSTMENT)
11	24H1682	WASHER	1		X	X	13/32" X 7/8" X 0.120"
12	19H1800	CAP SCREW	1		X	X	3/8" X 1-1/2"
13	19H2350	CAP SCREW	1		X	X	7/16" X 6"
14	24H1323	WASHER	1		X	X	15/32" X 13/16" X 0.090"
15	19H1731	CAP SCREW	2		X	X	3/8" X 1"
	19H1732	CAP SCREW	2		X	X	3/8" X 1-1/4"

RXP7535

STEERING GEAR AND MOUNTING BRACKET



STEERING GEAR AND MOUNTING BRACKET - CONTINUED

KEY	PART NO.	PART NAME	QTY	CHASSIS SERIAL NO.	1 1 8 0 2 0 0 0 0 0 0			REMARKS
1	19M7369	CAP SCREW	4		X	X	X	M16 X 60 (GRADE 10.9)
2	R93811	WASHER	4		X	X	X	CONED
3	RW22507	BRACKET	1	-XXXXXX	X	X	X	(A) (C)
	RE31746	BRACKET	1	XXXXXX-	X	X	X	(B) (SUB FOR RW24299)
4	R93746	LOCK NUT	3		X	X	X	
5	19H1815	CAP SCREW	1		X	X	X	1/2" X 1-1/4"
	19H1756	CAP SCREW	1		X	X	X	5/8" X 1-1/2"
6	RE33494	STEERING GEAR	1		X	X	X	SAGINAW
	5687182	KIT	1		X	X	X	VALVE RING SEAL
	7816985	KIT	1		X	X	X	PITMAN SHAFT
	7817487	KIT	1		X	X	X	RACK-PISTON
	7827611	KIT	1		X	X	X	INVERTED FLARE CONNECTOR
	7828538	KIT	1		X	X	X	END PLUG
	7828565	KIT	1		X	X	X	ADJUSTER PLUG
	7832958	KIT	1		X	X	X	MASTER SEAL
	7838079	KIT	1		X	X	X	SIDE COVER
7	RW23946	ARM	1		X	X	X	
8	19H2912	CAP SCREW	1		X	X	X	5/8" X 3-3/4"
9	12H294	LOCK WASHER	1		X	X	X	5/8"
10	14H760	NUT	1		X	X	X	5/8"
11	JD7806	LUBRICATION FITTING	2		X	X	X	
12	RW24322	DRAG LINK	1	-XXXXXX	X	X	X	(D) (SUB FOR RW23924)
	R97245	WASHER	1		X	X	X	OUTER
	R97246	SEAL	1		X	X	X	ANTI-TILT
	R97247	WASHER	1		X	X	X	INNER
	R97248	SEAL	1		X	X	X	DIRT
13	14H918	NUT	2		X	X	X	5/8", FINE THREAD
14	11H236	COTTER PIN	2		X	X	X	1/8" X 1"
15	19H1721	CAP SCREW	1		X	X	X	1/2" X 1-1/2"
16	R90557	LOCK WASHER	5		X	X	X	CONED
17	19H1756	CAP SCREW	1		X	X	X	5/8" X 1-1/2"
18	R93748	LOCK NUT	4		X	X	X	
19	19H1756	CAP SCREW	2		X	X	X	5/8" X 1-1/2"
20	RW24322	DRAG LINK	1	XXXXXX-	X	X	X	(E) ADJUSTABLE
	R97245	WASHER	1		X	X	X	OUTER
	R97246	SEAL	1		X	X	X	ANTI TILT
	R97247	WASHER	1		X	X	X	INNER
	R97248	SEAL	1		X	X	X	DIRT

(A) SERIAL NO. -001006 (RV800); -007264 (RV1000); -001968 (RV1200)

(B) SERIAL NO. 001007- (RV800); 007265- (RV1000); 001969- (RV1200)

(C) SEE CHASSIS SERIAL NUMBER NOTE ONE ON PAGE 10-5 FOR EXCEPTION.

(D) SERIAL NO. -001006 (RV800); -012300 (RV1000); -003700 (RV1200)

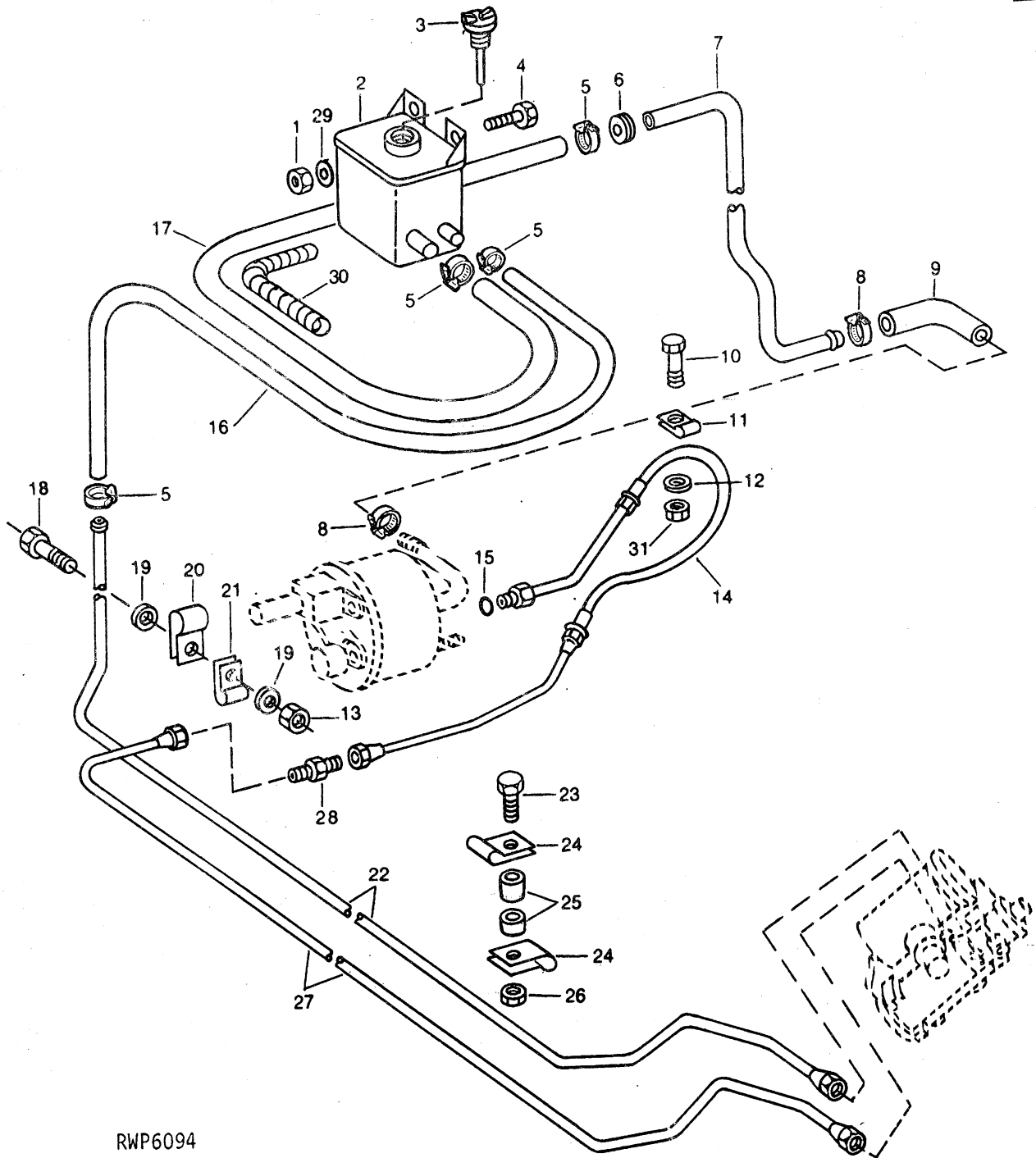
(E) SERIAL NO. 001701- (RV800); 012301- (RV1000); 003701- (RV1200)

E01

STEERING AND BRAKES

POWER STEERING

RWP6094



RWP6094

THIS PARTS LISTING IS CONTINUED

POWER STEERING - CONTINUED

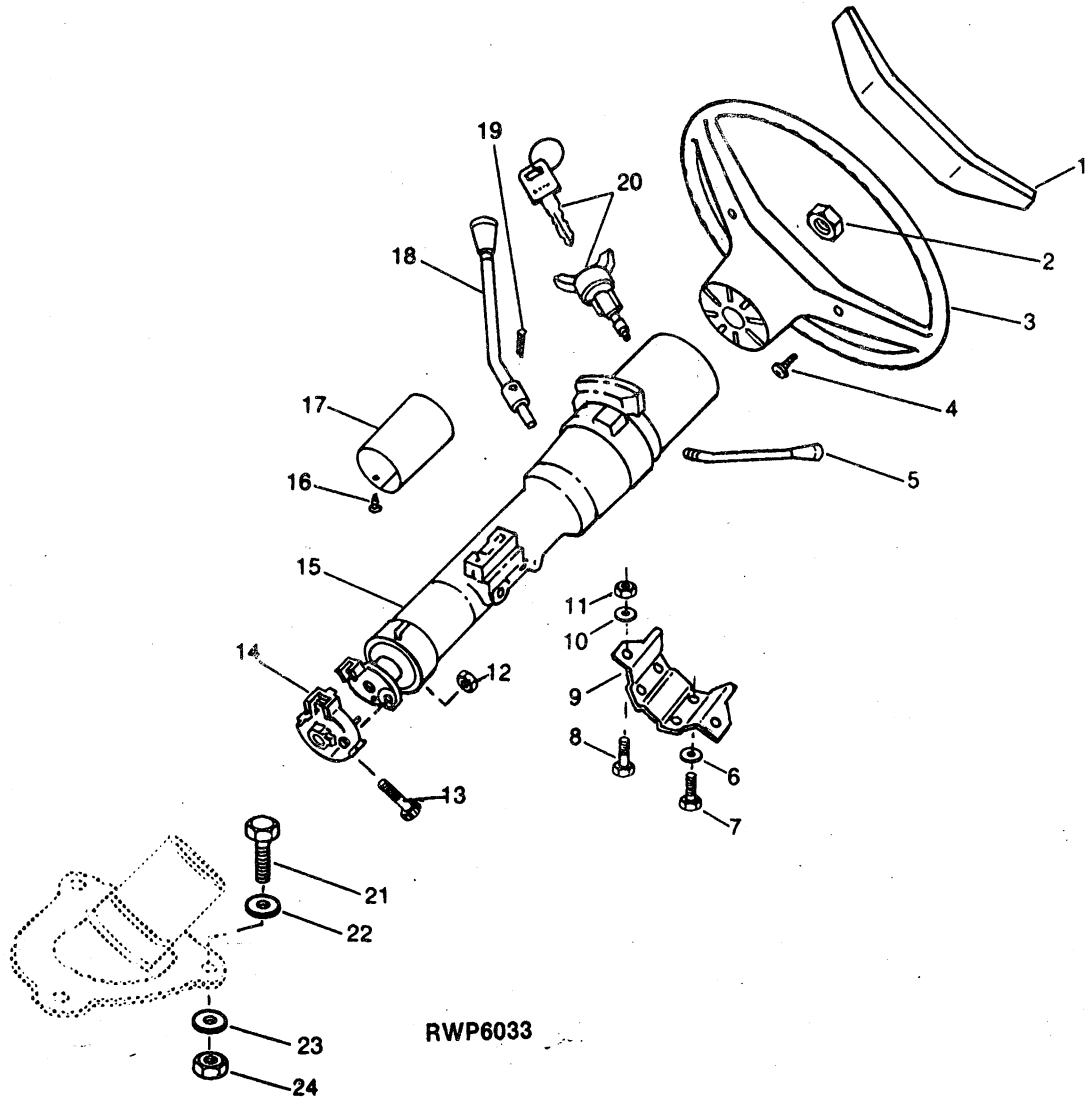
KEY	PART NO.	PART NAME	QTY	CHASSIS SERIAL NO.	1 1 8 0 2 0 0 0 0 0 0		REMARKS
1	M63707	LOCK NUT	2		X X X		5/16"
2	E5TZ-3A697B	RESERVOIR	1		X X X		FORD
3	E6DZ-3A006A	CAP	1		X X X		FORD
4	19H1919	CAP SCREW	2		X X X		1/4" X 5/8"
5	AR21836	CLAMP	4		X X X		
6	H80115	GROMMET	1		X X X		
7	R87652	OIL LINE	1		X X X		
8	AR21837	CLAMP	2		X X X		
9	HOSE	1		X X X		3/4" X 8" SAE 30R2
10	19H1948	CAP SCREW	1		X X X		1/4" X 3/4"
11	T13814	CLAMP	1		X X X		
12	24H1287	WASHER	1		X X X		9/32" X 5/8" X 0.060"
13	T25249	NUT	1		X X X		5/16"
14	RW23885	HOSE	1		X X X		PRESSURE
15	R10093	O-RING	1		X X X		
16	HOSE	1		X X X		3/8" X 28" SAE 30R2
17	HOSE	1	-XXXXXX	X X X		(A) 5/8" X 28" SAE 30R2
	R92763	HOSE	1	XXXXXX-	X X X		(B)
18	19H1900	CAP SCREW	1		X X X		5/16" X 3/4"
19	24H1136	WASHER	2		X X X		11/32" X 11/16" X 0.060"
20	T24959	CLAMP	1		X X X		
21	T24959	CLAMP	1		X X X		
22	RW23883	OIL LINE	1	-XXXXXX	X X X		(A) RETURN
	RW24258	OIL LINE	1	XXXXXX-	X X X		(B) RETURN
23	19H1907	CAP SCREW	2		X X X		5/16" X 2-3/4"
24	T13814	CLAMP	4		X X X		
25	R54701	SPACER	4		X X X		
26	RE33490	WASHER	1		X X X		5/16"
27	RW23882	OIL LINE	1		X X X		PRESSURE
28	RW23856	FITTING	1		X X X		
29	24H1287	WASHER	2		X X X		9/32" X 5/8" X 0.060"
30	R55144	HOSE GUARD	1		X X X		
31	M63707	LOCK NUT	1		X X X		1/4"

(A) SERIAL NO. -005531 (RV1000); -001595 (RV1200)

(B) SERIAL NO. 001000- (RV800); 005532- (RV1000); 001596- (RV1200)

STEERING COLUMN

RWP6033



RWP6033

E04

STEERING AND BRAKE

STEERING COLUMN - CONTINUED

KEY	PART NO.	PART NAME	QTY	CHASSIS SERIAL NO.	1 1 8 0 2 0 0 0 0 0 0			REMARKS
1	RW23559	COVER	1		X	X	X	CRUISE
	RW23785	COVER	1		X	X	X	LESS CRUISE
	R93594	DECAL	1		X	X	X	JOHN DEERE LOGO
2	14H808	NUT	1		X	X	X	5/8", FINE THREAD
3	E6UZ-3600A	STEERING WHEEL	1		X	X	X	FORD
4	H85092	SCREW	2		X	X	X	
5	D3TZ-13305B	HANDLE	1		X	X	X	FORD TURN AND TILT
6	24H1303	WASHER	4	-XXXXXX	X	X		13/32" X 11/16" X 0.060"
	24H1303	WASHER	2	XXXXXX-	X	X	X	13/32" X 11/16" X 0.060"
7	19H1936	CAP SCREW	4	-XXXXXX	X	X		3/8" X 3/4"
	19H1936	CAP SCREW	2	XXXXXX-	X	X	X	3/8" X 3/4"
8	19H1732	CAP SCREW	2		X	X	X	3/8" X 1-1/4"
	19H2116	CAP SCREW	2		X	X	X	3/8" X 2-1/2"
	T16790	SPACER	2		X	X	X	3/8"
9	R92784	BRACKET	1		X	X	X	
10	24H1305	WASHER	2		X	X	X	13/32" X 13/16" X 0.060"
11	K40003	LOCK NUT	2		X	X	X	3/8"
12	T25249	NUT	2		X	X	X	5/16"
13	R87553	SCREW	1		X	X	X	(12 POINT HEAD)
14	RW23660	COUPLING	1		X	X	X	
15	RW23561	STEERING COLUMN	1		X	X	X	(SEE NOTE) (E6UA7200G99AB)
16	37M7165	SCREW	2		X	X	X	M5 X 13
17	E2TZ-3530B	SHROUD	1		X	X	X	FORD
18	RE34008	GEARSHIFT LEVER	1		X	X	X	(SUB FOR RW23969)
19	34H283	SPRING PIN	1		X	X	X	3/16" X 1-1/8"
20	E4TZ-11582B	KEY	1		X	X	X	FORD IGNITION WITH CYLINDER
21	19H1849	CAP SCREW	3		X	X	X	5/16" X 1-1/4"
22	24H1291	WASHER	3		X	X	X	21/64" X 1-1/2" X 0.105"
23	24H1136	WASHER	3		X	X	X	11/32" X 11/16" X 0.060"
24	T25249	NUT	3		X	X	X	5/16"

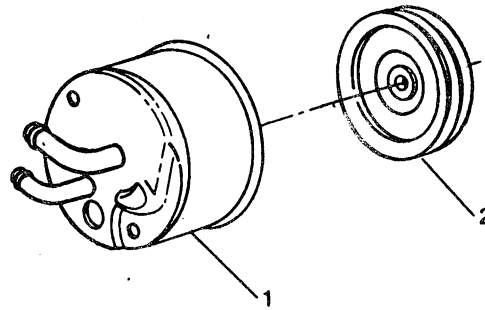
NOTE: INTERNAL SERVICE PARTS ARE AVAILABLE THROUGH FORD MOTOR COMPANY DEALERSHIPS.
REFER TO 1980/LIGHT TRUCK - E150, 250, 350 SERIES.

E05

STEERING AND BRAKES

POWER BRAKE PUMP

RXP7494



RXP7494

KEY	PART NO.	PART NAME	QTY	CHASSIS SERIAL NO.	REMARKS
1	RE33717	PUMP	1	X	
	RE39953	NUT	1	X X	(SUB FOR RW23835)
2	E3UZ-3A733C	PULLEY	1	X X X	FORD
..	E5TZ-3B584	KIT	1	X X X	FORD SEAL

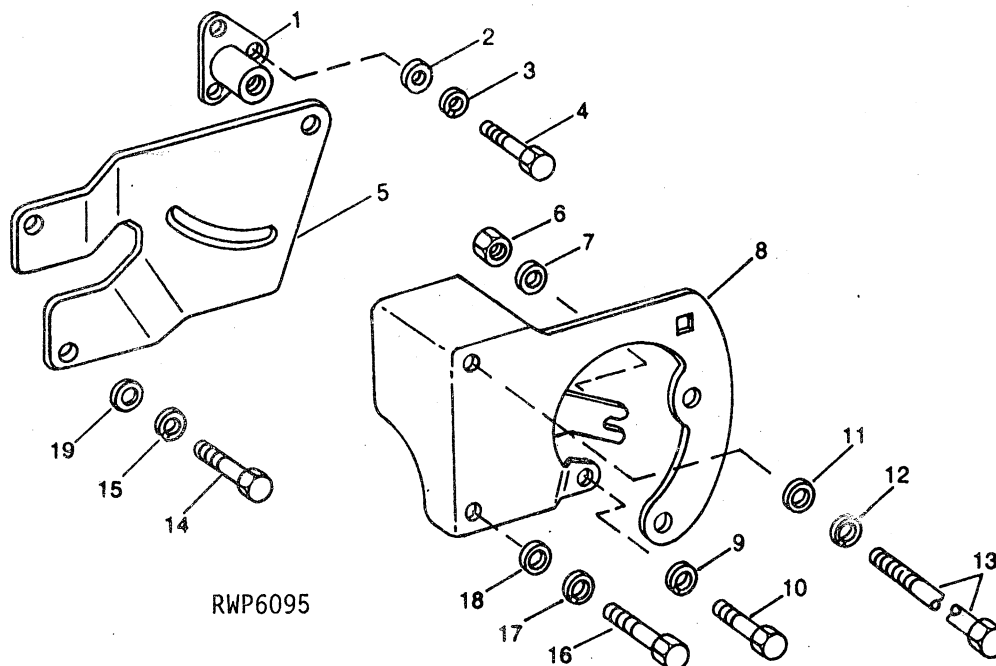
MEMORANDA

E06

STEERING AND BRAKES

POWER BRAKE PUMP MOUNTING
 (RV800 CHASSIS SERIAL NO. -001007)
 (RV1000 CHASSIS SERIAL NO. -008168)
 (RV1200 CHASSIS SERIAL NO. -002162)

RWP6095



RWP6095

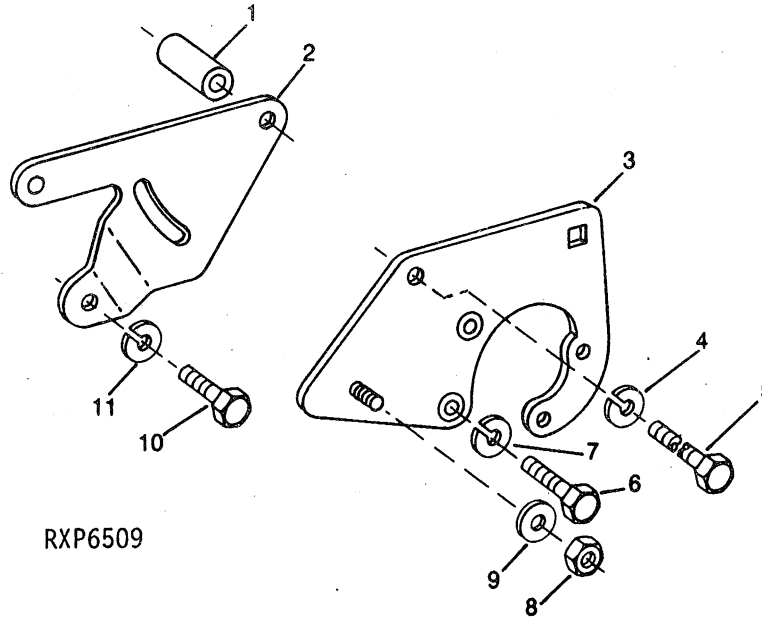
KEY	PART NO.	PART NAME	QTY	CHASSIS SERIAL NO.	REMARKS
1	E3UZ-3C511A	SUPPORT	1	1 1	X X X FORD REAR
2	24H1325	WASHER	3	8 0 2	X X X 15/32" X 59/64" X 0.060"
3	12H293	LOCK WASHER	3	0 0 0	X X X 7/16"
4	19H1978	CAP SCREW	3	0 0 0	X X X 7/16" X 1-1/2"
5	R86727	SUPPORT	1		X X X FRONT
6	M64832	LOCK NUT	1		X X X 7/16"
7	24H1682	WASHER	1		X X X 13/32" X 7/8" X 0.120"
8	E3UZ-3A732A	BRACKET	1		X X X FORD
9	12H304	LOCK WASHER	3		X X X 3/8"
10	19H1936	CAP SCREW	3		X X X 3/8" X 3/4"
11	24H1325	WASHER	1		X X X 15/32" X 59/64" X 0.060"
	24H1625	WASHER	1		X X X 17/32" X 1" X 0.120"
12	12H293	LOCK WASHER	1		X X X 7/16"
13	19H2324	CAP SCREW	1		X X X 7/16" X 4-1/2"
14	19H1731	CAP SCREW	2		X X X 3/8" X 1"
15	12H304	LOCK WASHER	2		X X X 3/8"
16	19H1732	CAP SCREW	1		X X X 3/8" X 1-1/4", ADJUSTING
17	12H304	LOCK WASHER	1		X X X 3/8", ADJUSTING
18	24H1781	WASHER	1		X X X 13/32" X 7/8" X 1/4", ADJUSTING
19	24H1625	WASHER	2		X X X 17/32" X 1" X 0.120"

E07

STEERING AND BRAKE

POWER BRAKE PUMP MOUNTING
(RV800 CHASSIS SERIAL NO. 001008-)
(RV1000 CHASSIS SERIAL NO. 008169-)
(RV1200 CHASSIS SERIAL NO. 002163-)

RXP6509



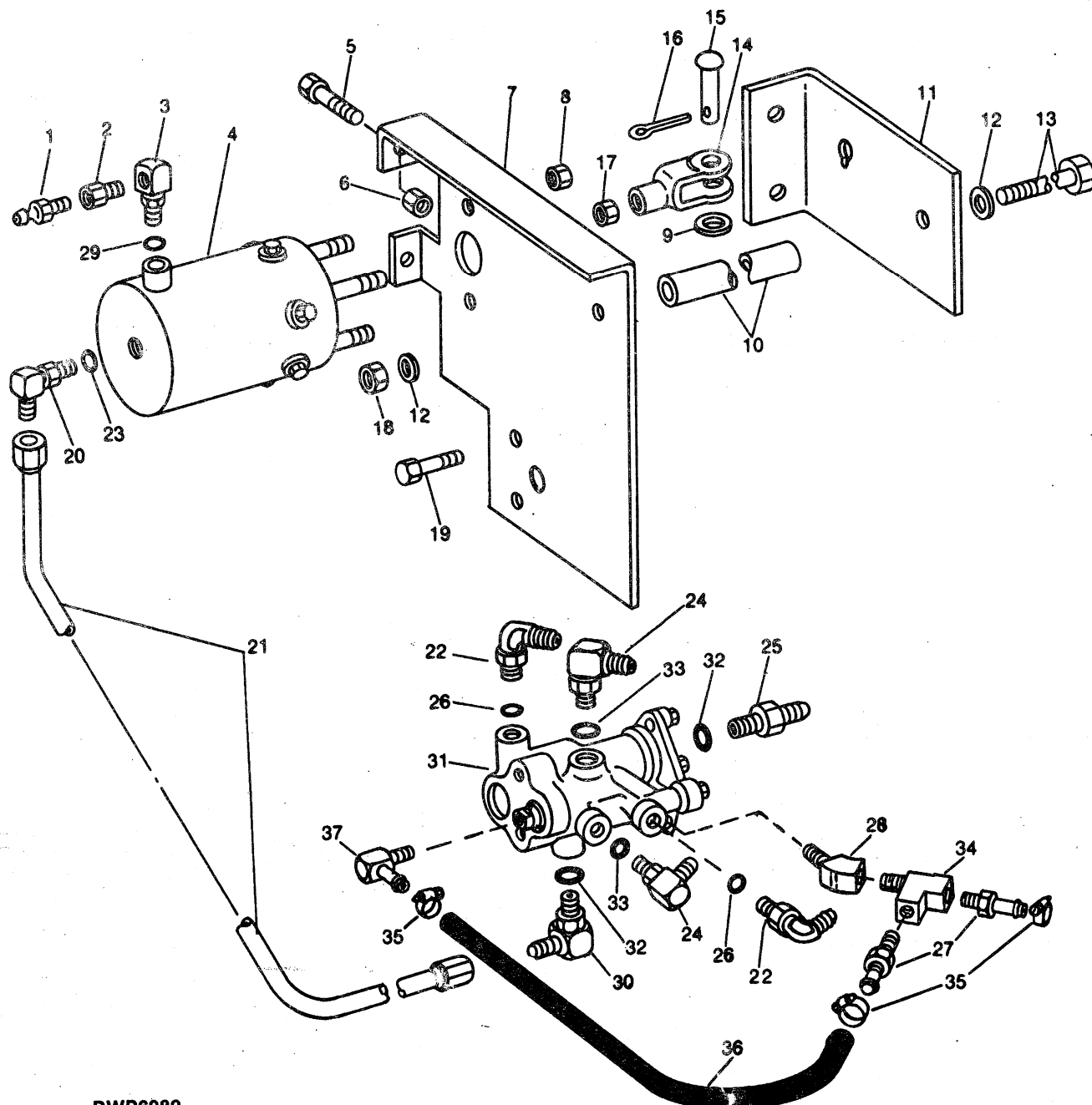
KEY	PART NO.	PART NAME	QTY	CHASSIS SERIAL NO.	1 1 8 0 2 0 0 0 0 0 0	REMARKS
1	R93011	BUSHING	1		X X X	
2	R93012	SUPPORT	1		X X X	FRONT
3	RW24291	BRACKET	1		X X X	
4	12H293	LOCK WASHER	1		X X X	7/16"
5	19H2348	CAP SCREW	1		X X X	7/16" X 5"
6	19H1731	CAP SCREW	2		X X X	3/8" X 1"
	19H1732	CAP SCREW	2		X X X	3/8" X 1-1/4"
7	12H304	LOCK WASHER	4		X X X	3/8"
8	M64832	LOCK NUT	1		X X X	
9	24H1323	WASHER	1		X X X	15/32" X 13/16" X 0.090", ADJUSTING
10	19H1731	CAP SCREW	2		X X X	3/8" X 1"
11	12H304	LOCK WASHER	2		X X X	3/8"

E08

STEERING AND BRAKES

PARKING BRAKE RELAY VALVE
 (RV1000 CHASSIS SERIAL NO. -007264)
 (RV1200 CHASSIS SERIAL NO. -001968)

RWP6082



RWP6082

E09

STEERING AND BRAKES

PARKING BRAKE RELAY VALVE - CONTINUED (RV1000 CHASSIS SERIAL NO. -007264)* (RV1200 CHASSIS SERIAL NO. -001968)*

KEY	PART NO.	PART NAME	QTY	CHASSIS SERIAL NO.	1 1 8 0 2 0 0 0 0 0 0		REMARKS
1	R87879	SCREW	1		X X		(SUB FOR RW23884) BLEED
2	ADAPTER	1		X X		(NEVER USED)
3	AT46962	ELBOW FITTING	1	-XXXXXX	X X		90°
4	RE31462	CYLINDER	2		X X		AEROQUIP, (SUB FOR RW23788)
5	19H1822	CAP SCREW	2		X X		7/16" X 1"
6	M64832	LOCK NUT	2		X X		7/16"
7	R100143	SUPPORT	1		X X		(SUB FOR R91603)
8	14H808	NUT	2		X X		5/8", FINE THREAD
9	24H1652	WASHER	1		X X		13/32" X 11/16" X 0.105"
10	28H3366	BUSHING	1		X X		0.546" X 0.840" X 13"
11	R87304	BRACKET	1		X X		
12	24H1625	WASHER	2		X X		17/32" X 1" X 0.120"
13	08H4821	BOLT	1		X X		1/2" X 15"
14	RW23837	YOKE	1		X X		
15	A3376R	PIN	1		X X		
16	11H211	COTTER PIN	1		X X		1/8" X 3/4"
17	14H856	NUT	1		X X		1/2", FINE THREAD
18	R93746	LOCK NUT	1		X X		1/2"
19	19H1815	CAP SCREW	2		X X		1/2" X 1-1/4"
20	AR30110	ELBOW FITTING	1		X X		90°, ADJUSTABLE
21	RW23798	OIL LINE	1		X X		
22	AA34748	ELBOW FITTING	2		X X		90°
23	R26375	O-RING	1		X X		
24	AT35120	ELBOW FITTING	2		X X		90°, ADJUSTABLE
25	R27270	FITTING	1		X X		
26	R28782	O-RING	2		X X		
27	RW23863	FITTING	2		X X		
28	RW23862	ELBOW FITTING	1		X X		45°, STREET
29	R26287	O-RING	1	-XXXXXX	X X		
30	AR26724	ELBOW FITTING	1		X X		90°, ADJUSTABLE
31	RE38746	KIT	1		X X		RELAY VALVE
32	R26906	O-RING	2		X X		
33	R26448	O-RING	2		X X		
34	RW24062	TEE FITTING	1		X X		
35	AR21836	CLAMP	3		X X		
36	HOSE	1		X X		3/8" X 12" SAE 30R2
37	RW23864	ELBOW FITTING	1		X X		

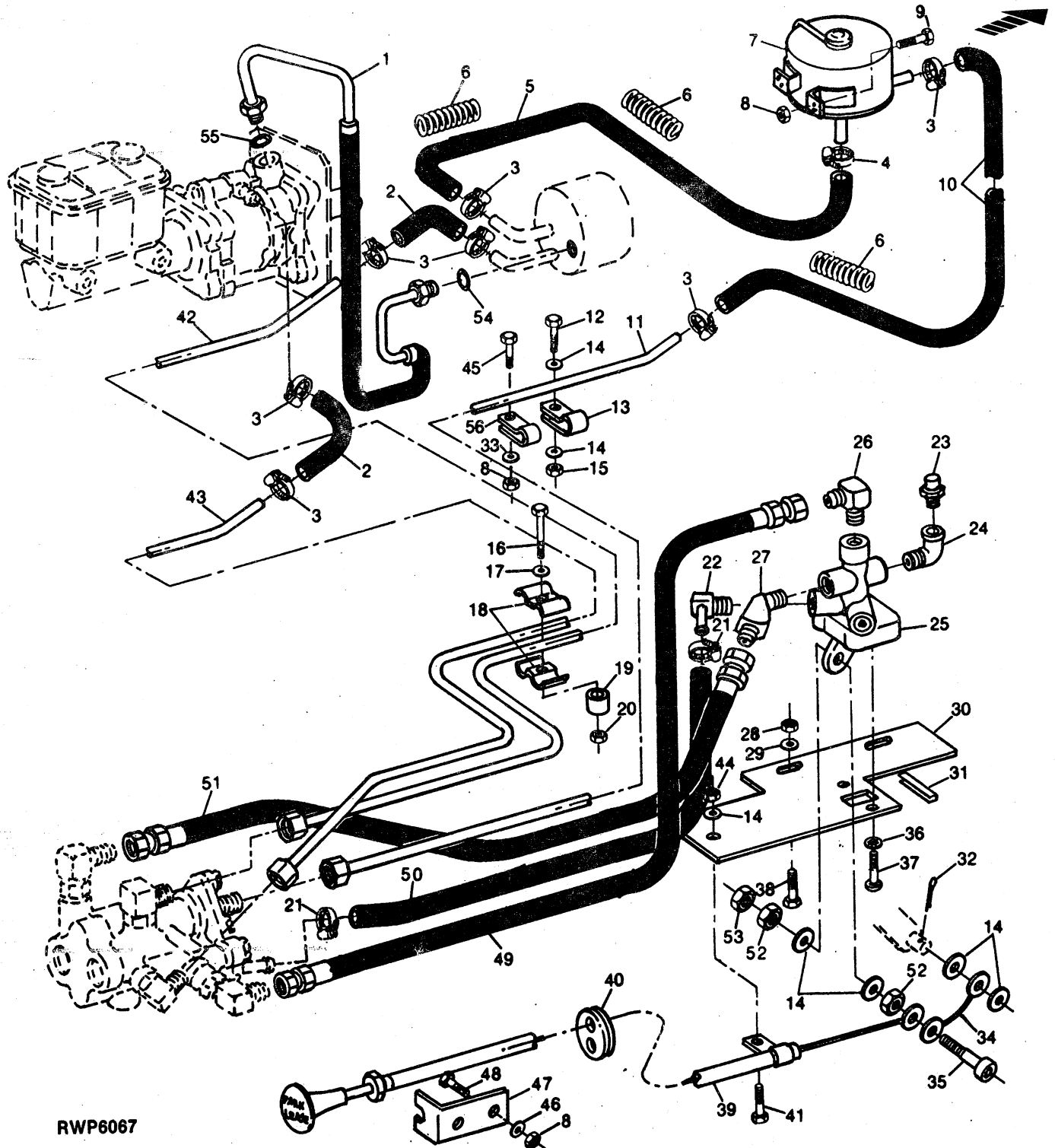
*SEE CHASSIS SERIAL NUMBER NOTE ONE ON PAGE 10-5 FOR EXCEPTIONS.

E10

STEERING AND BRAKES

PARKING BRAKE HOSES, PIPES AND RESERVOIR (RV1000 CHASSIS SERIAL NO. -007264)* (RV1200 CHASSIS SERIAL NO. -001968)*

RWP6067



RWP6067

THIS PARTS LISTING IS CONTINUED

E11

STEERING AND BRAKE

PARKING BRAKE, HOSES, PIPES AND RESERVOIR - CONTINUED (RV1000 CHASSIS SERIAL NO. -007264)* (RV1200 CHASSIS SERIAL NO. -001968)*

KEY	PART NO.	PART NAME	QTY	CHASSIS SERIAL NO.	1 1 8 0 2 0 0 0 0 0 0		REMARKS
1	RW24360	OIL LINE	1		X X		(SUB FOR RW23884)
2	HOSE	2		X X		1/2" X 12", SAE 30R2
3	AR21837	CLAMP	6		X X		
4	AR21839	CLAMP	2		X X		
5	HOSE	1		X X		3/4" X 67", SAE 30R2
6	R55144	HOSE GUARD	2		X X		
	R72341	HOSE GUARD	1		X X		
7	E5HZ-2N148C	HYDRAULIC RESERVOIR	1		X X		FORD
8	T25249	NUT	7		X X		5/16"
9	19H1813	CAP SCREW	4		X X		5/16" X 5/8"
10	HOSE	1		X X		5/8" X 50", SAE 30R2
11	RW23931	OIL LINE	1		X X		
12	19H1914	CAP SCREW	1		X X		1/4" X 1"
13	R51892	CLAMP	1		X X		
14	24H1286	WASHER	7		X X		9/32" X 1/2" X 0.060"
15	M63707	LOCK NUT	1		X X		1/4"
16	R89043	SCREW	2		X X		
17	24H1136	WASHER	2		X X		11/32" X 11/16" X 0.060"
18	R42009	CLAMP	4		X X		
19	R54701	SPACER	2		X X		
20	M63707	LOCK NUT	2	-XXXXXX	X X		1/4"
21	AR21836	CLAMP	2		X X		
22	RW23864	ELBOW FITTING	1		X X		90°, STREET
23	RW23892	SWITCH	1		X X		PRESSURE
24	T12938	ELBOW FITTING	1		X X		1/8", 90° PIPE
25	E5HZ-2K806C	VALVE	1		X X		FORD CONTROL
26	T28860	ELBOW FITTING	1		X X		90°
27	T51786	ELBOW FITTING	1		X X		45°
28	M64832	LOCK NUT	2		X X		7/16"
29	24H1323	WASHER	2		X X		15/32" X 13/16" X 0.090"
30	R87308	SUPPORT	1		X X		
31	RW23897	MOLDING	1		X X		
32	11M7009	COTTER PIN	1		X X		2 X 16MM
33	24H1822	WASHER	1		X X		11/32" X 7/8" X 0.060"
34	R89878	CABLE	1		X X		(ENGAGE)
35	19H2935	CAP SCREW	1		X X		1/4" X 1-1/2", HS, SAE 12,9
36	12H340	LOCK WASHER	2		X X		NO. 10
37	21H1020	SCREW	2		X X		NO. 10 X 1/2"
38	19H1822	CAP SCREW	2		X X		7/16" X 1"
39	RE35599	CABLE	1		X X		(SUB FOR RW23838) (RELEASE)
40	R41440	GROMMET	1		X X		(SUB FOR R55990)
41	19H1919	CAP SCREW	1		X X		1/4" X 5/8"
42	RW23799	OIL LINE	1		X X		
43	RW23793	OIL LINE	1		X X		
44	M63707	LOCK NUT	1		X X		1/4"
45	19H2569	CAP SCREW	1		X X		5/16" X 1-5/8"
46	24H1136	WASHER	2		X X		11/32" X 11/16" X 0.060"
47	R87550	BRACKET	1		X X		
48	19H1900	CAP SCREW	2		X X		5/16" X 3/4"
49	RE28873	HYDRAULIC HOSE	1		X X		
50	HOSE	1		X X		3/8" X 21", SAE 30R2
51	RE28873	HYDRAULIC HOSE	1		X X		
52	14H786	NUT	2		X X		1/4"
53	M63707	LOCK NUT	1		X X		1/4"
54	R10093	O-RING	1		X X		
55	P51212	O-RING	1		X X		
56	T27523	CLAMP	1		X X		
..	R44302	TIE BAND	AR		X X		

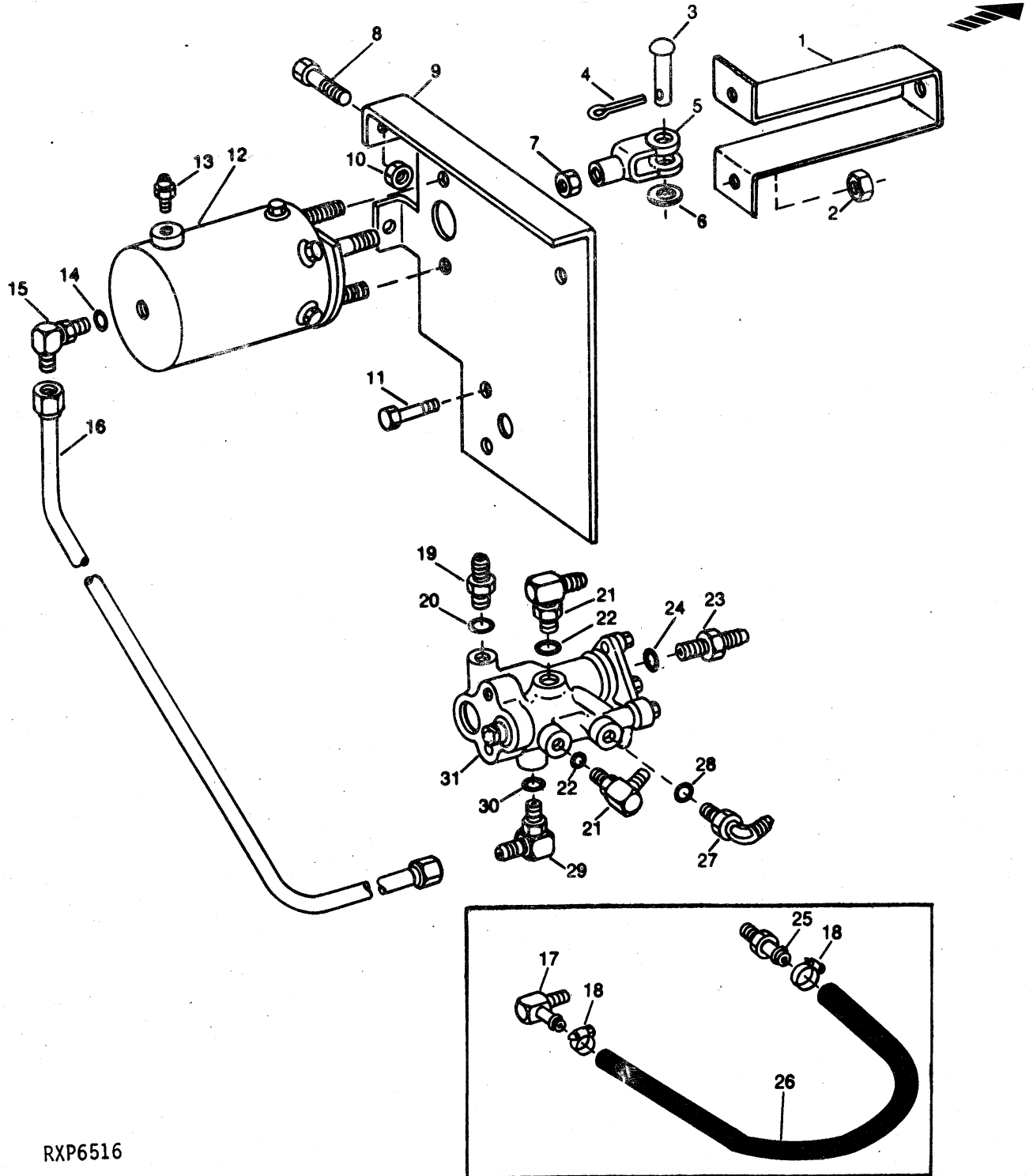
*SEE CHASSIS SERIAL NUMBER NOTE ONE ON PAGE 10-5 FOR EXCEPTIONS.

E12

STEERING AND BRAKES

PARKING BRAKE CYLINDER AND RELAY VALVE (RV1000 CHASSIS SERIAL NO. 007265-) (RV1200 CHASSIS SERIAL NO. 001969-)

RXP6516



RXP6516

E13

STEERING AND BRAKES

PARKING BRAKE CYLINDER AND RELAY VALVE - CONTINUED (RV1000 CHASSIS SERIAL NO. 007265-) (RV1200 CHASSIS SERIAL NO. 001969-)

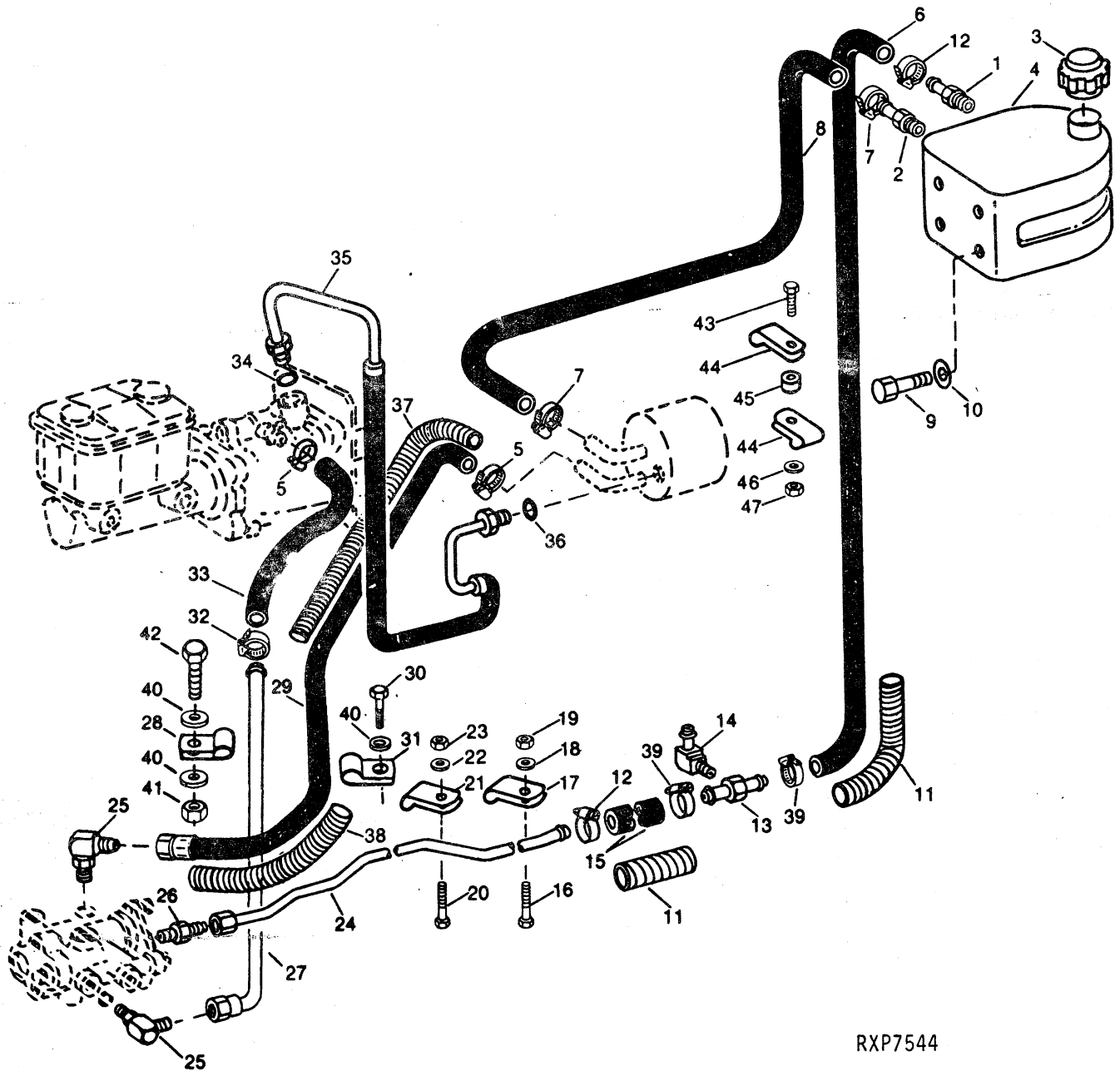
KEY	PART NO.	PART NAME	QTY	CHASSIS SERIAL NO.	1 1 8 0 2 0 0 0 0 0 0		REMARKS
1	R91001	BRACKET	1		X X		
2	14H808	NUT	2		X X		5/8", FINE THREAD
3	A3376R	PIN	1		X X		
4	11H278	COTTER PIN	1		X X		
5	R92736	YOKE	1		X X		
6	24H1652	WASHER	1		X X		13/32" X 11/16" X 0.105"
7	14H856	NUT	1		X X		1/2", FINE THREAD
8	19H1822	CAP SCREW	2		X X		7/16" X 1"
9	R100143	SUPPORT	1		X X		(SUB FOR R91603)
10	M64832	LOCK NUT	2		X X		7/16"
11	19H1815	CAP SCREW	2		X X		1/2" X 1-1/4"
12	RE34092	CYLINDER	1		X X		BRAKE
13	R87879	SCREW	1		X X		
14	R26375	O-RING	1		X X		
15	AR30110	ELBOW FITTING	1		X X		
16	RW23798	OIL LINE	1		X X		
17	RW23864	ELBOW FITTING	1	-XXXXXX	X X		
18	AR21836	CLAMP	2	-XXXXXX	X X		
19	T61120	ADAPTER	1		X X		
20	R28782	O-RING	1		X X		
21	AT35120	ELBOW FITTING	1		X X		
22	R26448	O-RING	2		X X		
23	R27270	FITTING	1		X X		
24	R26906	O-RING	1		X X		
25	RW23863	FITTING	1	-XXXXXX	X X		
26	R91605	HOSE	1	-XXXXXX	X X		SAE 30R2 3/8" X 12"
27	AA34748	ELBOW FITTING	1		X X		
28	R26906	O-RING	1		X X		
29	AR26724	ELBOW FITTING	1		X X		
30	R28782	O-RING	1		X X		
31	RE33722	VALVE	1		X X		BENDIX, (SUB FOR RW24059)

E14

STEERING AND BRAKES

PARKING BRAKE HOSES, PIPES AND RESERVOIR (RV1000 CHASSIS SERIAL NO. 007265-) (RV1200 CHASSIS SERIAL NO. 001969-)

RXP7544



RXP7544

E15

STEERING AND BRAKES

PARKING BRAKE HOSES, PIPES AND RESERVOIR - CONTINUED (RV1000 CHASSIS SERIAL NO. 007265-) (RV1200 CHASSIS SERIAL NO. 001969-)

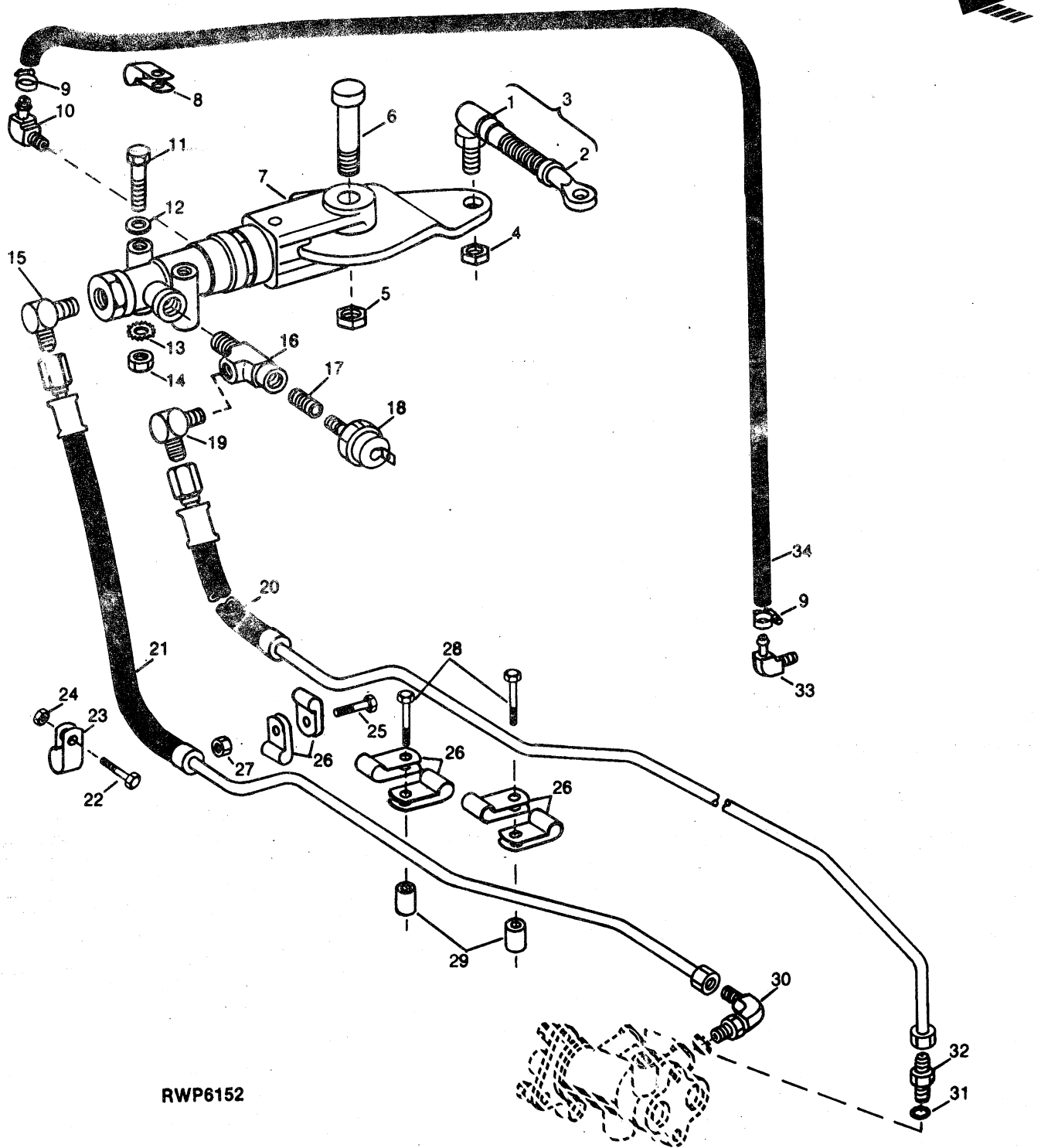
KEY	PART NO.	PART NAME	QTY	CHASSIS SERIAL NO.	1 1 8 0 2 0 0 0 0 0 0		REMARKS
1	RW24241	FITTING	1		X X		INLET
2	RW24240	FITTING	1		X X		OUTLET
3	RW24282	CAP	1		X X		
4	RW24367	RESERVOIR	1		X X		
5	AR21837	CLAMP	2		X X		
6	HOSE	1		X X		5/8" X 34-3/4" SAE 30R2
7	AR21839	CLAMP	2		X X		
8	HOSE	1		X X		3/4" X 60" SAE 30R2
9	19H1227	CAP SCREW	4		X X		1/4" X 1/2"
10	12H302	LOCK WASHER	4		X X		1/4"
11	R94709	GUARD	3		X X		
12	AR21837	CLAMP	2		X X		
13	R96522	CONNECTOR	1		X X		
14	RW23864	ELBOW FITTING	1		X X		
15	HOSE	1		X X		5/8" X 12" SAE 30R2
16	19H1914	CAP SCREW	1		X X		1/4" X 1"
	19H1900	CAP SCREW	1		X X		5/16" X 3/4"
17	T27523	CLAMP	2		X X		
18	28H81	WASHER	1		X X		0.364" X 0.540" X 3/16"
19	M63707	LOCK NUT	1		X X		1/4" 20 UNC-2B
	T25249	NUT	1		X X		
20	19H2569	CAP SCREW	1		X X		5/16" X 1-5/8"
21	R51892	CLAMP	1		X X		
22	24H1822	WASHER	1		X X		11/32" X 7/8" X 0.060"
23	T25249	NUT	1		X X		5/16" 18UNC-2B
24	RW23931	OIL LINE	1		X X		
25	AT35120	ELBOW FITTING	2		X X		
26	R27270	FITTING	1		X X		
27	RE34001	LINE	1		X X		
28	H75541	CLAMP	2		X X		(SUB FOR R46415)
29	RE33187	HOSE	1		X X		
30	R89043	SCREW	2		X X		(SUB FOR R94711)
31	T28949	CLAMP	2		X X		
32	AR21837	CLAMP	1		X X		
33	R97054	HOSE	1		X X		
34	P51212	O-RING	1		X X		
35	RW24360	LINE	1		X X		(SUB FOR RW23884)
36	R10093	O-RING	1		X X		
37	R98284	HOSE GUARD	1		X X		UPPER, (SUB FOR R72341)
38	R55144	HOSE GUARD	1		X X		LOWER
39	AR21836	CLAMP	2		X X		
40	24H1136	WASHER	2		X X		11/32" X 11/16" X 0.060"
41	T25249	NUT	3		X X		
42	19H1900	CAP SCREW	3		X X		5/16" X 3/4"
43	19H1726	CAP SCREW	1		X X		3/8" X 2-1/4"
44	R72659	CLAMP	2		X X		
45	28H1495	SPACER	1		X X		0.493" X 0.675" X 1"
46	24H1305	WASHER	2		X X		13/32" X 13/16" X 0.060"
47	14H812	NUT	2		X X		3/8"

E16

STEERING AND BRAKES

PARKING BRAKE CONTROL VALVE (RV1000 CHASSIS SERIAL NO. 007265-) (RV1200 CHASSIS SERIAL NO. 001969-)

RWP6152



RWP6152

E17

STEERING AND BRAKES

PARKING BRAKE CONTROL VALVE - CONTINUED (RV1000 CHASSIS SERIAL NO. 007265-) (RV1200 CHASSIS SERIAL NO. 001969-)

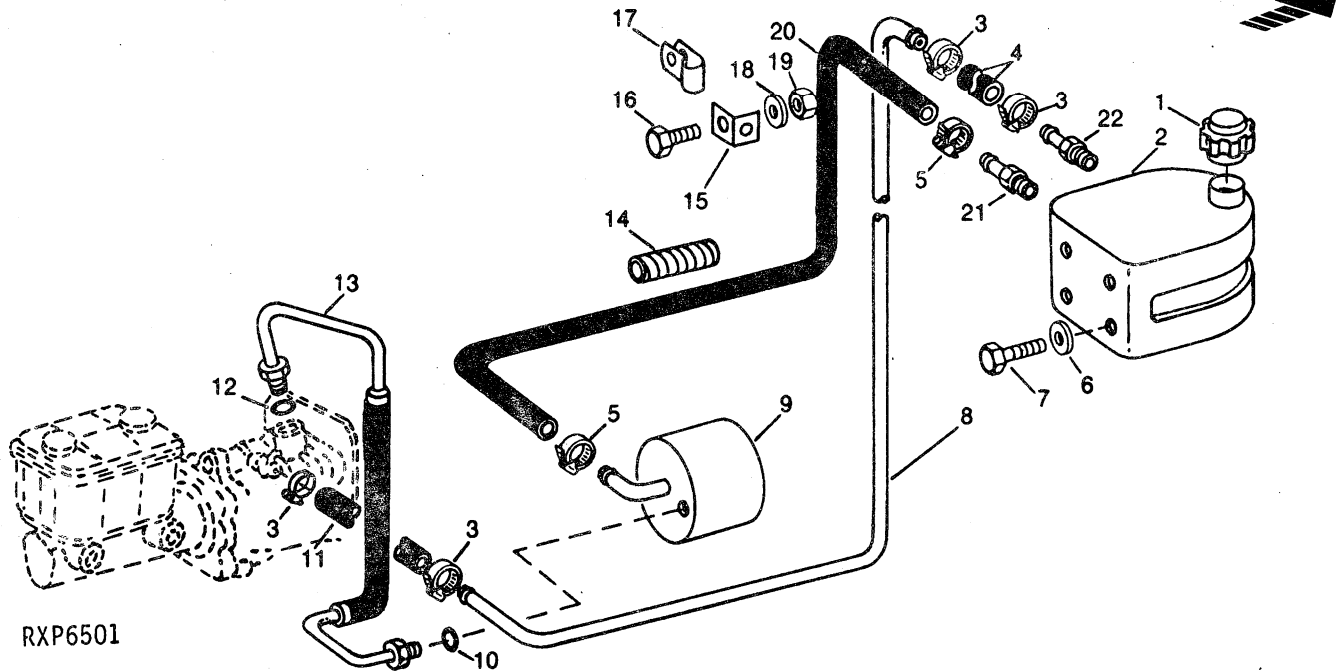
KEY	PART NO.	PART NAME	QTY	CHASSIS SERIAL NO.	1 1 8 0 2 0 0 0 0 0 0	REMARKS
1	RE31970	BALL JOINT	1		X X	
2	RE31909	BALL JOINT	1		X X	
3	RE32643	END	1		X X	
4	H32146	LOCK NUT	1		X X	
5	T25249	NUT	1		X X	
6	R92845	SHAFT	1		X X	
7	RW24200	VALVE	1		X X	CONTROL
8	R46414	CLAMP	1		X X	
9	AR21836	CLAMP	2		X X	
10	RW23864	ELBOW FITTING	1		X X	
11	19H2334	CAP SCREW	2		X X	1/4" X 2-1/2"
12	24H1287	WASHER	2		X X	9/32" X 5/8" X 0.060"
13	12H297	LOCK WASHER	2		X X	1/4"
14	M63707	LOCK NUT	2		X X	
15	M42830	ELBOW FITTING	1		X X	
16	N150286	TEE FITTING	1		X X	
17	15H681	PIPE BUSHING	1		X X	1/8"
18	RW23892	SWITCH	1		X X	
19	H34533	ELBOW FITTING	1		X X	
20	RE34096	OIL LINE	1		X X	
21	RE34095	OIL LINE	1		X X	
22	19H1731	CAP SCREW	1		X X	3/8" X 1"
23	R46414	CLAMP	1		X X	
24	K40003	LOCK NUT	1		X X	
25	19H2020	CAP SCREW	1		X X	5/16" X 1/2"
26	T13814	CLAMP	6		X X	
27	T25249	NUT	1		X X	
28	R89043	SCREW	2		X X	SELF-TAPPING, (SUB FOR R94711)
29	28H1903	BUSHING	2		X X	0.364" X 0.540" X 3/4"
30	AA34748	ELBOW FITTING	1		X X	
31	R26906	O-RING	1		X X	
32	T61120	ADAPTER	1		X X	
33	RW23864	ELBOW FITTING	1		X X	
34	HOSE	1		X X	3/8" X 40" SAE 30R2

E18

STEERING AND BRAKES

BRAKE PUMP, HOSES AND RESERVOIR (RV800 CHASSIS SERIAL NO. 001000-)

RXP6501



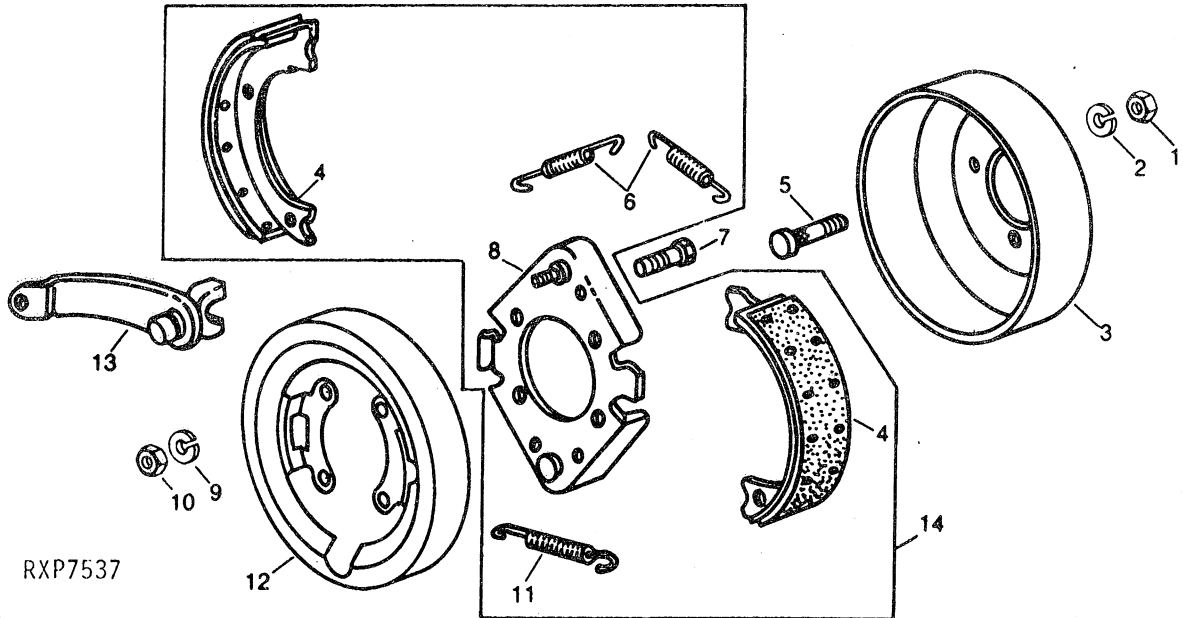
KEY	PART NO.	PART NAME	QTY	CHASSIS SERIAL NO.	REMARKS
1	RW24282	CAP	1	X	
2	RW24239	RESERVOIR	1	X	
3	AR21836	CLAMP	4	X	
4	HOSE	1	X	5/8" X 6-1/2", SAE 30R2
5	AR21837	CLAMP	2	X	
6	12H302	LOCK WASHER	4	X	1/4"
7	19H1227	CAP SCREW	4	X	1/4" X 1/2"
8	R94372	TUBE	1	X	
9	RW33717	PUMP	1	X	
10	R10093	O-RING	1	X	
11	HOSE	1	X	1/2" X 3-1/4" SAE 30R2
12	P51212	O-RING	1	X	
13	RW24360	LINE	1	X	
14	R72341	HOSE GUARD	1	X	
15	T14125	BRACKET	1	X	
16	19H1936	CAP SCREW	1	X	3/8" X 3/4"
17	N191985	CLIP	1	X	
18	24H1305	WASHER	2	X	13/32" X 13/16" X 0.060"
19	K40003	LOCK NUT	1	X	
20	HOSE	1	X	3/4" X 60", SAE 30R2
21	RW24240	FITTING	1	X	OUTLET
22	RW24241	FITTING	1	X	INLET

E19

STEERING AND BRAKE

PARKING BRAKE DRUM

RXP7537



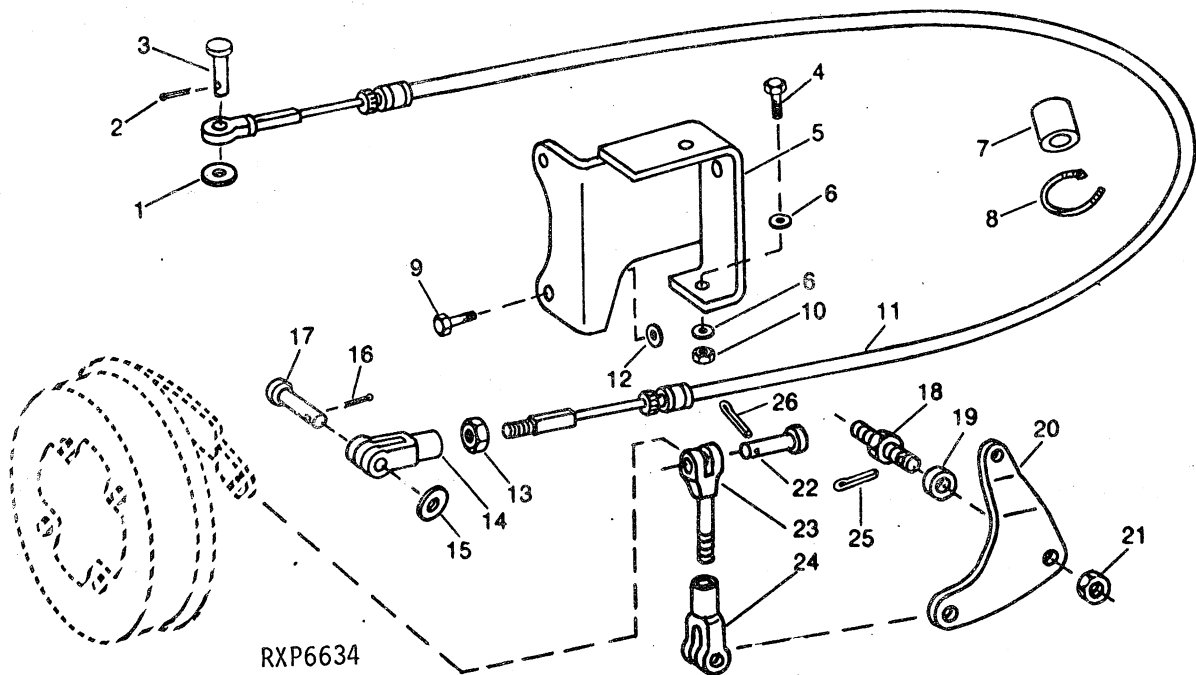
KEY	PART NO.	PART NAME	QTY	CHASSIS SERIAL NO.	1 1 8 0 2 0 0 0 0 0 0	REMARKS
1	R93746	LOCK NUT	4		X X X	
2	12H301	LOCK WASHER	4		X X X	1/2"
3	D3TZ-2614A	DRUM	1		X X X	FORD
4	D3HZ-2648B	BRAKE SHOE	2		X X X	FORD
5	385524-S2	BOLT	4		X X X	FORD
6	B9T-2634B	SPRING	2		X X X	FORD
7	19H2993	SCREW	2		X X X	1/2" X 1-1/2"
8	B9TZ-2A636A	PLATE	1		X X X	FORD
9	12H301	LOCK WASHER	2		X X X	1/2"
10	R93746	LOCK NUT	2		X X X	
11	B9T-2749A	SPRING	1		X X X	FORD
12	D6TZ-2A703A	SHIELD	1		X X X	FORD
13	B9TZ-2A710D	LEVER	1		X X X	FORD
14	E0HT-2598-AA	BRAKE SHOE	1		X X X	FORD

E20

STEERING AND BRAKES

PARKING BRAKE CABLE
(RV1000 CHASSIS SERIAL NO. 001000-)
(RV1200 CHASSIS SERIAL NO. 001000-)

RXP6634



KEY	PART NO.	PART NAME	QTY	CHASSIS SERIAL NO.	1 8 0 0 0	1 0 0 0 0	2 0 0 0 0	REMARKS
1	24H1652	WASHER	1		X	X		13/32" X 11/16" X 0.105"
2	11H278	COTTER PIN	1		X	X		7/64" X 3/4"
3	A3376R	PIN	1		X	X		
4	19H1978	CAP SCREW	1		X	X		7/16" X 1-1/2"
5	RW22617	BRACKET	1		X	X		
6	24H1305	WASHER	4		X	X		13/32" X 13/16" X 0.060"
7	HOSE	1		X	X		5/8" X 1-7/8", (MAKE FROM R45847)
8	R44302	TIE BAND	2		X	X		
9	19H1801	CAP SCREW	2		X	X		3/8" X 2"
10	M64832	LOCK NUT	1		X	X		7/16"
11	RW23747	CONDUCTOR	1	-XXXXXX	X	X		(A)
	RE34093	CABLE	1	XXXXXX-	X	X		(B)
12	24H1304	WASHER	2		X	X		13/32" X 23/32" X 0.120"
13	14H774	NUT	1		X	X		3/8", FINE THREAD
14	T13606	YOKE	1		X	X		
15	24H1302	WASHER	1		X	X		13/32" X 11/16" X 0.036"
16	11H278	COTTER PIN	1		X	X		7/64" X 3/4"
17	C1067R	PIN	1		X	X		
18	R92960	STUD	1		X	X		
19	24H1355	WASHER	1		X	X		37/64" X 1-1/8" X 0.120"
20	D3TZ-2A663D	BELLCRANK	1		X	X		FORD
21	14H862	NUT	1		X	X		9/16"
22	76009-S39	PIN	2		X	X		FORD
23	D3TZ-2857A	CLEVIS	1		X	X		FORD
24	C1TT-2857L	CLEVIS	1		X	X		FORD
25	11H236	COTTER PIN	1		X	X		1/8" X 1"
26	11H206	COTTER PIN	2		X	X		3/32" X 3/4"

NOTE: ADJUST CLEVIS TO 106MM CENTER TO CENTER OF PIN HOLES.

(A) SERIAL NO. -007264 (RV1000); -001968 (RV1200)
(B) SERIAL NO. 007265- (RV1000); 001969- (RV1200)

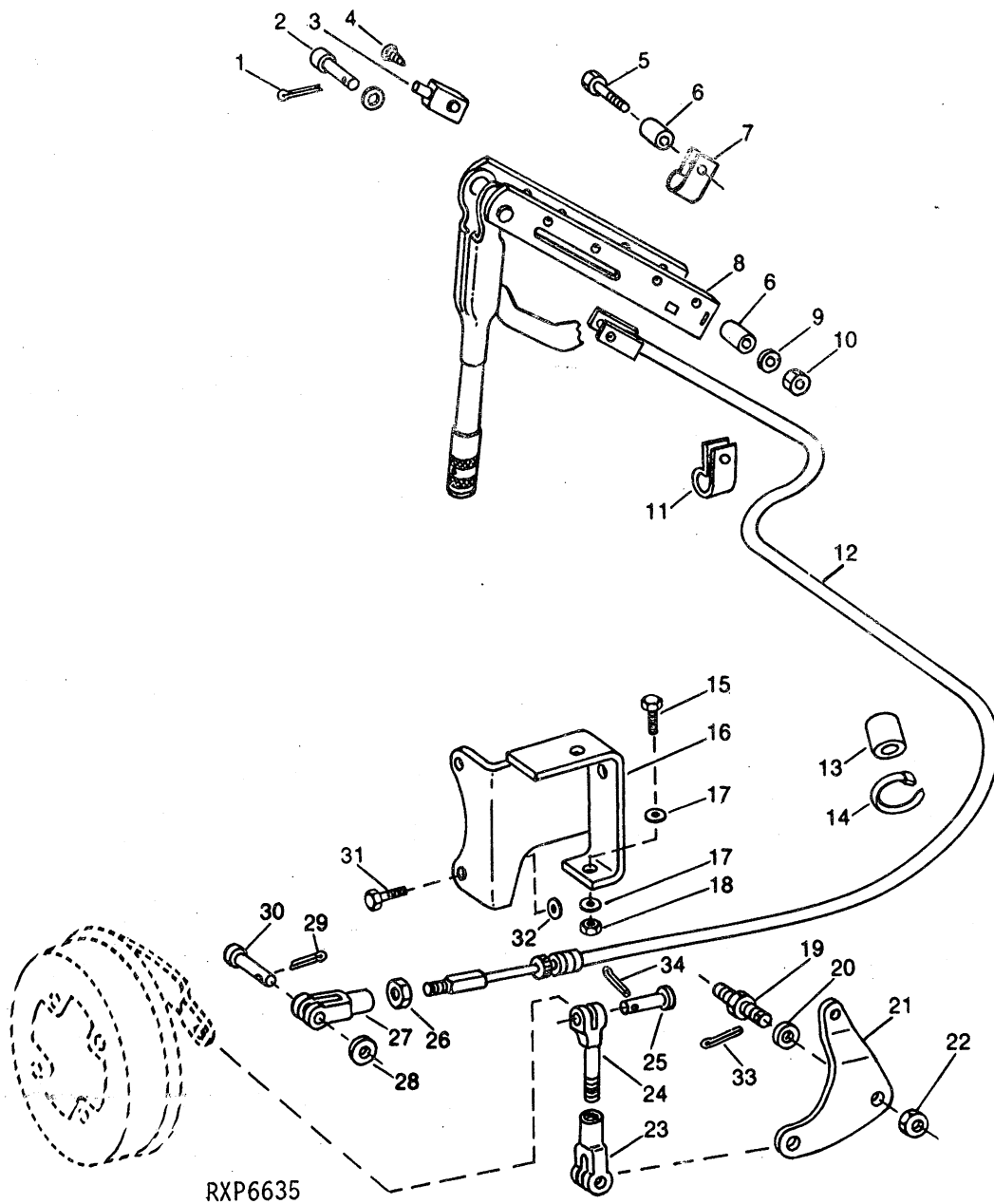
MEMORANDA

E21

STEERING AND BRAKES

PARKING BRAKE (RV800 CHASSIS SERIAL NO. 001000-)

RXP6635



RXP6635

PARKING BRAKE - CONTINUED
(RV800 CHASSIS SERIAL NO. 001000-)

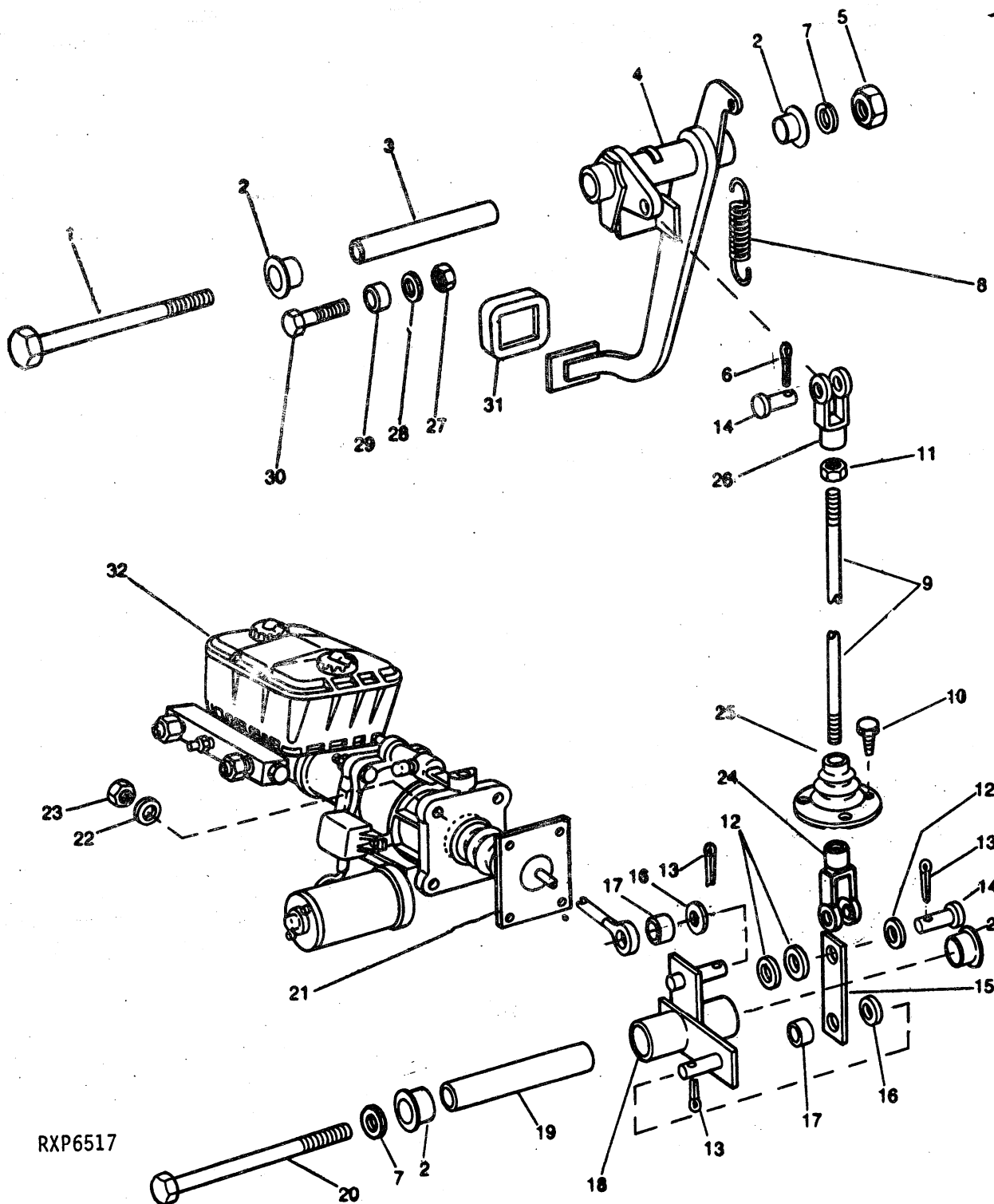
KEY	PART NO.	PART NAME	QTY	CHASSIS SERIAL NO.	1 1 8 0 0 0 0 0 0	REMARKS
1	COTTER PIN	1		X	
2	PIN	1		X	
3	R93391	SWITCH	1		X	
4	R55933	SCREW	1		X	
5	19H1907	CAP SCREW	2		X	5/16" X 2-3/4"
6	28H1903	BUSHING	3		X	0.364" X 0.540" X 3/4"
	R54701	SPACER	1		X	1/4" X 1/2"
7	R96834	CLAMP	1		X	
8	RW24338	LEVER	1		X	
9	24H1136	WASHER	2		X	11/32" X 11/16" X 0.060"
10	14H785	NUT	2		X	5/16"
11	H65108	SCREW	2		X	
12	RW24337	CABLE	1		X	
13	HOSE	1		X	5/8" X 1-7/8", (MAKE FROM R45847)
14	R44302	TIE BAND	2		X	
15	19H1978	CAP SCREW	1		X	7/16" X 1-1/2"
16	RW22617	BRACKET	1		X	
17	24H1305	WASHER	4		X	13/32" X 13/16" X 0.060"
18	M64832	LOCK NUT	1		X	
19	R92960	STUD	1		X	
20	24H1355	WASHER	1		X	37/64" X 1-1/8" X 0.120"
21	D3TZ-2A663D	BELLCRANK	1		X	FORD
22	14H862	NUT	1		X	9/16", FORD
23	C1TT-2857L	CLEVIS	1		X	FORD
24	D3TZ-2857A	CLEVIS	1		X	FORD
25	P46404	PIN	1		X	
26	14H774	NUT	1		X	3/8", FINE THREAD
27	T13606	YOKE	1		X	
28	24H1302	WASHER	1		X	13/32" X 11/16" X 0.036"
29	11H278	COTTER PIN	1		X	7/64" X 3/4"
30	C1067R	PIN	1		X	
31	19H1801	CAP SCREW	2		X	3/8" X 2"
32	24H1304	WASHER	2		X	13/32" X 23/32" X 0.120"
33	11H236	COTTER PIN	1		X	1/8" X 1"
34	11H206	COTTER PIN	2		X	3/32" X 3/4"

E23

STEERING AND BRAKES

BRAKE PEDAL, MASTER CYLINDER AND LINKAGE

RXP6517



RXP6517

BRAKE PEDAL, MASTER CYLINDER AND LINKAGE - CONTINUED

KEY	PART NO.	PART NAME	QTY	CHASSIS SERIAL NO.	1 1 8 0 2 0 0 0 0 0 0		REMARKS
1	08H4518	CAP SCREW	1		X X X		7/16" X 7-1/2"
2	B7C-2461A	BUSHING	1		X X X		FORD
3	E4HZ-7506A	SHAFT	1		X X X		FORD
4	RW22547	PEDAL	1	-XXXXXX	X X X		(A) (C) (SUB RE33193)
	RE33193	PEDAL	1	XXXXXX-	X X X		(B)
5	M64832	LOCK NUT	1		X X X		7/16"
6	11H236	COTTER PIN	1		X X X		1/8" X 1"
7	24H1254	WASHER	2		X X X		17/32" X 1-1/8" X 0.105"
8	R27571	SPRING	1		X X X		
9	E4HZ-2A525B	ROD	1		X X X		FORD
10	37H197	SCREW	4		X X X		1/4" X 1/2"
11	14H856	NUT	1		X X X		1/2", FINE THREAD
12	24H1849	WASHER	3		X X X		17/32" X 1" X 0.036"
13	11H236	COTTER PIN	3		X X X		1/8" X 1"
14	R72855	PIN	2		X X X		
15	R86992	STRAP	1	-XXXXXX	X X X		(A) (C)
	R93096	LINK	1	XXXXXX-	X X X		(B)
16	24H1261	WASHER	5		X X X		9/16" X 1-1/8" X 0.060"
17	C1TZ-2A309A	BUSHING	2		X X X		FORD
18	RW22509	BELLCRANK	1		X X X		
19	R86848	BUSHING	1		X X X		
20	19H2708	CAP SCREW	1		X X X		7/16" X 5-1/4"
21	E4HZ-2429A	PLATE	1		X X X		FORD
22	24H1303	WASHER	4		X X X		13/32" X 11/16" X 0.060"
23	K40003	LOCK NUT	4		X X X		3/8"
24	H96253	YOKE	1		X X X		
25	RW24236	BOOT	1		X X X		
26	T21158	YOKE	1		X X X		
27	T25249	NUT	1		X X X		5/16"
28	24H1822	WASHER	1		X X X		11/32" X 7/8" X 0.060"
29	B7T-7583A	BUMPER	1		X X X		FORD
30	19H2569	CAP SCREW	1		X X X		5/16" X 1-5/8"
31	B7C-2457A	PAD	1		X X X		FORD
32	RW24255	BRAKE BOOSTER	1		X X X		WITH MASTER CYLINDER BENDIX 2770438
	RW24272	CYLINDER	1		X X X		BENDIX 2232352, (USE WITH RW24255)
	RW24273	BRAKE BOOSTER	1		X X X		BENDIX 2770445, (USE WITH RW24255)

NOTE: OTHER BENDIX MODELS USED ARE 2770346 AND 2770368.

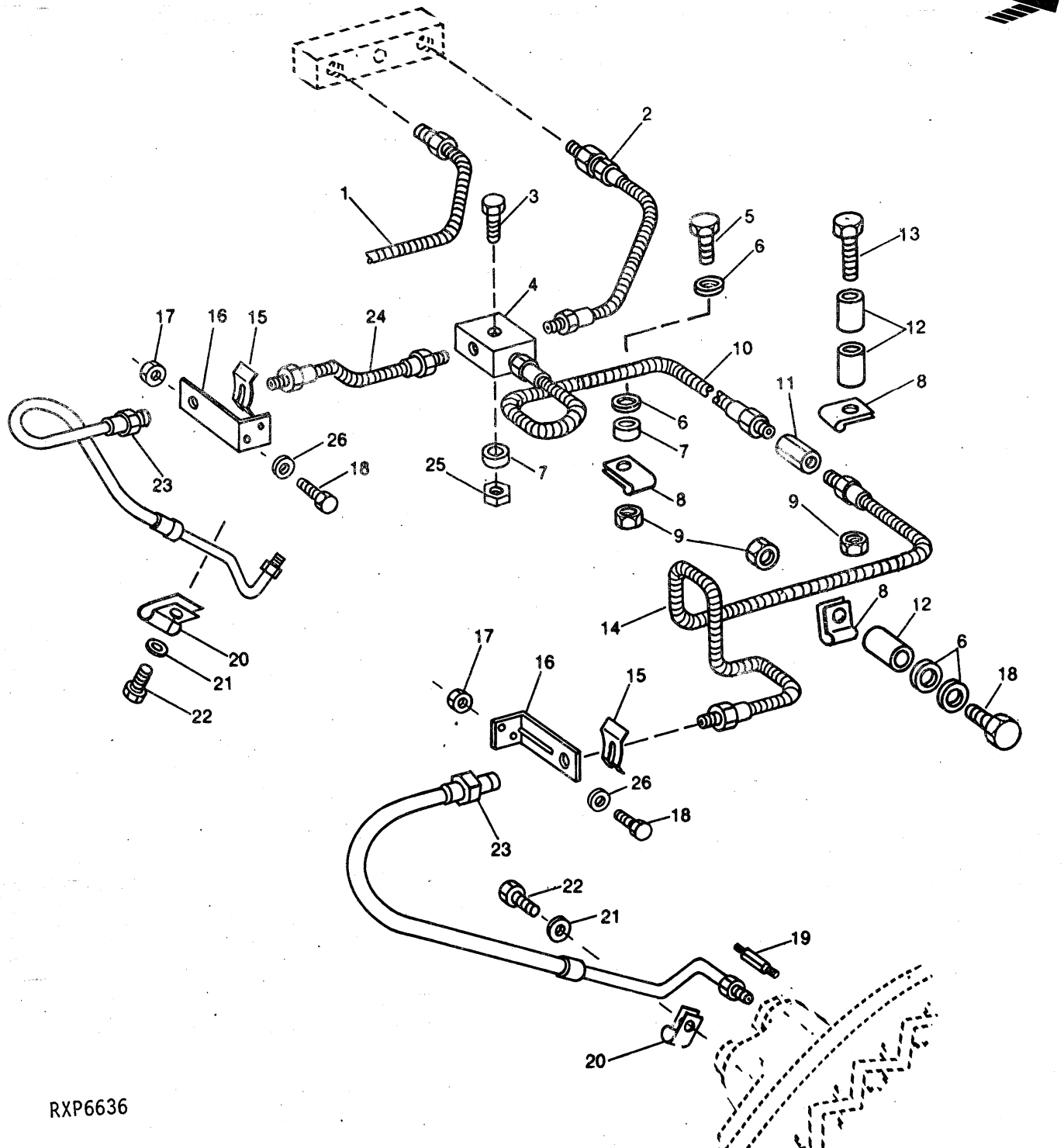
(A) SERIAL NO. -001006 (RV800); -007264 (RV1000); -001968 (RV1200)
 (B) SERIAL NO. 001007- (RV800); 007265- (RV1000); 001969- (RV1200)
 (C) SEE SERIAL NUMBER NOTE ONE ON PAGE 10-5 FOR EXCEPTIONS.

F01

STEERING AND BRAKES

FRONT BRAKE LINES AND HOSES

RXP6636



RXP6636

THIS PARTS LISTING IS CONTINUED

VEHICLE CHASSIS PC-2109 (05-JUL-88) LITHO IN U.S.A.

FRONT BRAKE LINES AND HOSES - CONTINUED

KEY	PART NO.	PART NAME	QTY	CHASSIS		REMARKS
				SERIAL NO.		
					1 1 8 0 2 0 0 0 0 0 0	
1	RW23974	BRAKE LINE	1	-XXXXXX	X X X	(A) (C) REAR
	RE35845	LINE	1	XXXXXX-	X X X	(B) REAR, (SUB FOR RE32858)
2	RW23973	BRAKE LINE	1	-XXXXXX	X X X	(A) (C) FRONT
	RE32857	BRAKE LINE	1	XXXXXX-	X X X	(B) FRONT
3	19H1898	CAP SCREW	1		X X X	1/4" X 1-1/2"
4	R88314	TEE FITTING	1		X X X	
5	19H1905	CAP SCREW	2		X X X	5/16" X 1"
6	24H1822	WASHER	4		X X X	11/32" X 7/8" X 0.060"
7	28H81	WASHER	2		X X X	0.364" X 0.540" X 3/16"
8	T13814	CLAMP	2		X X X	
	M47566	CLIP	2		X X X	FRAME
9	RE33490	LOCK NUT	4		X X X	5/16"
10	RW23668	BRAKE LINE	1		X X X	L.H. CROSSOVER
11	RW23466	FITTING	1		X X X	
12	R54701	SPACER	5		X X X	
13	19H1907	CAP SCREW	2		X X X	5/16" X 2-3/4"
14	RW23444	OIL LINE	1		X X X	R.H.
15	RW23463	LOCK	2		X X X	
16	R86989	BRACKET	2		X X X	
17	R93746	LOCK NUT	2		X X X	1/2"
18	19H1721	CAP SCREW	2		X X X	1/2" X 1-1/2"
	19H1906	CAP SCREW	1		X X X	5/16" X 1-1/2", R.H. SIDE FRAME TO FRONT LINE
19	RW23812	SCREW	2		X X X	
20	AH87142	CLIP	2		X X X	
21	24H1136	WASHER	2		X X X	11/32" X 11/16" X 0.060"
22	19H2020	CAP SCREW	2		X X X	5/16" X 1/2"
23	RW23461	HOSE	2		X X X	
24	RW23446	OIL LINE	1	-XXXXXX	X X X	(A) (C) (SUB RE33121) L.H.
	RE33121	OIL LINE	1	XXXXXX-	X X X	(B) L.H.
25	M63707	LOCK NUT	1	-XXXXXX	X X X	1/4"
26	24H1625	WASHER	2		X X X	17/32" X 1" X 0.120"

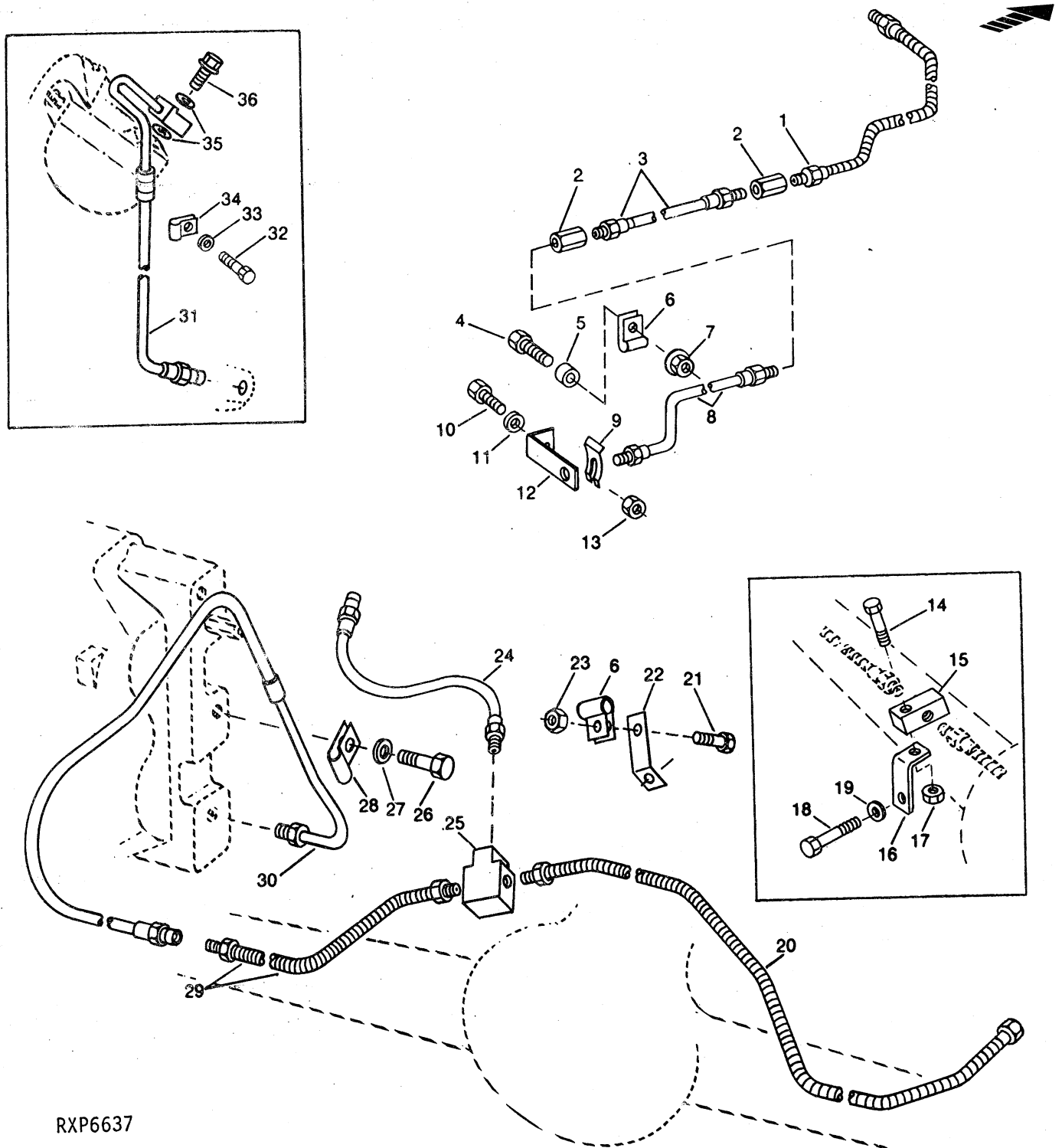
(A) SERIAL NO. -001006 (RV800); -007264 (RV1000); -001968 (RV1200)
 (B) SERIAL NO. 001007- (RV800); 007265- (RV1000); 001969- (RV1200)
 (C) SEE SERIAL NUMBER NOTE ONE ON PAGE 10-5 FOR EXCEPTIONS.

F03

STEERING AND BRAKES

REAR BRAKE LINES

RXP6637



RXP6637

THIS PARTS LISTING IS CONTINUED

REAR BRAKE LINES - CONTINUED

KEY	PART NO.	PART NAME	QTY	CHASSIS SERIAL NO.	1 1 8 0 2 0 0 0 0 0 0			REMARKS
1	RW23974	BRAKE LINE	1	-XXXXXX	X	X	X	(E) (G)
	RE35845	LINE	1	XXXXXX-	X	X	X	(F) (SUB FOR RE32858)
2	RW23466	FITTING	2		X	X	X	(158.5", 178", 190" AND 208" CHASSIS)
	RW23466	FITTING	3		X	X	X	(228" CHASSIS)
3	RW23719	OIL LINE	1		X	X	X	CENTER (178" CHASSIS)
	RW23542	OIL LINE	1		X	X	X	CENTER (190" CHASSIS)
	RW23526	OIL LINE	1		X	X	X	CENTER (208" CHASSIS)
	RW23526	OIL LINE	1		X	X	X	CENTER FRONT (228" CHASSIS)
	RW23537	OIL LINE	1		X	X	X	CENTER REAR (228" CHASSIS)
	RE33896	OIL LINE	1		X	X	X	CENTER (158.5" CHASSIS)
4	19H3552	CAP SCREW	AR		X	X	X	5/16" X 1-1/2"
	19H1913	CAP SCREW	AR		X	X	X	
5	28H81	SPACER	AR		X	X	X	
6	M47566	CLIP	AR		X	X	X	
	AH87142	CLIP	AR		X	X	X	
7	RE33490	LOCK NUT	AR		X	X	X	5/16"
8	RW23719	OIL LINE	1		X	X	X	(158.5 CHASSIS)
	RW23450	OIL LINE	1		X	X	X	
9	RW23463	LOCK	3		X	X	X	
10	19H1948	CAP SCREW	1		X	X	X	1/4" X 3/4"
11	24H1287	WASHER	1		X	X	X	9/32" X 5/8" X 0.060"
12	R86989	BRACKET	1		X	X	X	
13	M63707	LOCK NUT	1		X	X	X	1/4"
14	19H1731	CAP SCREW	1	-XXXXXX	X	X	X	(A) 3/8" X 1"
15	RW23717	TEE FITTING	1	-XXXXXX	X	X	X	(A)
16	R86708	BRACKET	1	-XXXXXX	X	X	X	(A)
17	K40003	LOCK NUT	1	-XXXXXX	X	X	X	(A) 3/8"
18	19H2315	CAP SCREW	1	-XXXXXX	X	X	X	3/8" X 1/2"
19	24H1136	WASHER	1	-XXXXXX	X	X	X	11/32" X 11/16" X 0.060"
20	RW23484	OIL LINE	1	-XXXXXX	X	X	X	(A) R.H.
	RW23452	OIL LINE	1	XXXXXX-	X	X	X	(B) R.H.
21	19H1900	CAP SCREW	2	XXXXXX-	X	X	X	(B) 5/16" X 3/4"
22	R86708	BRACKET	2	XXXXXX-	X	X	X	(B)
23	RE33490	LOCK NUT	2	XXXXXX-	X	X	X	(B) 5/16"
24	RW23465	HOSE	1		X	X	X	(SUB RE36491)
25	R96498	TEE FITTING	1	XXXXXX-	X	X	X	(B) (SUB RE36491)
26	19H2020	CAP SCREW	2	XXXXXX-	X	X	X	(D) 5/16" X 1/2"
27	24H1136	WASHER	2	XXXXXX-	X	X	X	(D) 11/32" X 11/16" X 0.060"
28	RW23970	CLIP	2	XXXXXX-	X	X	X	(D)
29	RW23486	OIL LINE	1	-XXXXXX	X	X	X	(A) L.H.
	RW23454	OIL LINE	1	XXXXXX-	X	X	X	(B) L.H.
30	RW23891	HOSE	1	XXXXXX-	X	X	X	(D) R.H.
	RW23929	HOSE	1	XXXXXX-	X	X	X	(D) L.H.
	RW23461	HOSE	2		X	X	X	(TAG AXLE)
31	RW23782	HOSE	1		X	X	X	(C) (H) L.H. 10,000 LB REAR AXLE
	RW23781	HOSE	1		X	X	X	(C) (H) R.H. 10,000 LB REAR AXLE
32	19H2020	CAP SCREW	2	-XXXXXX	X	X	X	5/16" X 1/2"
33	24H1136	WASHER	2	-XXXXXX	X	X	X	11/32" X 11/16" X 0.060"
34	RW23970	CLIP	2	-XXXXXX	X	X	X	
35	R91460	SEALING WASHER	4		X	X	X	(C) (H) (SUB FOR RW23491) (10,000 LB REAR AXLE)
36	RW23490	SCREW	2		X	X	X	(C) (H) (10,000 LB REAR AXLE)

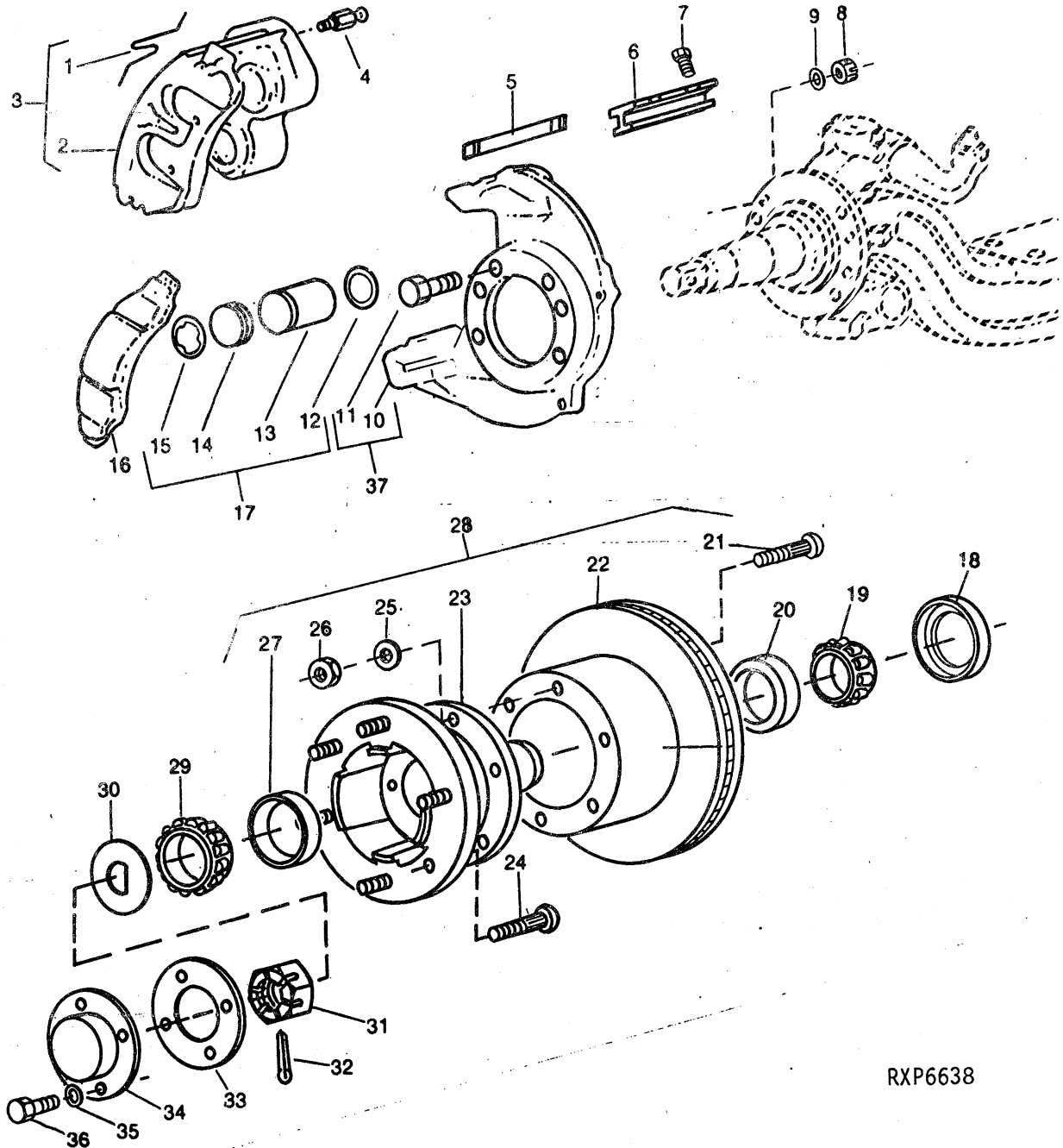
(A) SERIAL NO. -001006 (RV800); -006136 (RV1000); -001540 (RV1200)
 (B) SERIAL NO. 001007- (RV800); 006137- (RV1000); 001541- (RV1200)
 (C) NEVER USED ON 158.5" CHASSIS
 (D) SERIAL NO. 001000- (RV800); 006137- (RV1000); 001541- (RV1200)
 (E) SERIAL NO. -001006 (RV800); -007264 (RV1000); -001968 (RV1200)
 (F) SERIAL NO. 001007- (RV800); 007265- (RV1000); 001969- (RV1200)
 (G) SEE SERIAL NUMBER NOTE ONE ON PAGE 10-5 FOR EXCEPTIONS.
 (H) SERIAL NO. -006136 (RV1000); -001540 (RV1200)

F05

STEERING AND BRAKES

FRONT WHEEL HUB AND BRAKE (DUAL PISTON)

RXP6638



RXP6638

F06

STEERING AND BRAKES

FRONT WHEEL HUB AND BRAKE - CONTINUED (DUAL PISTON)

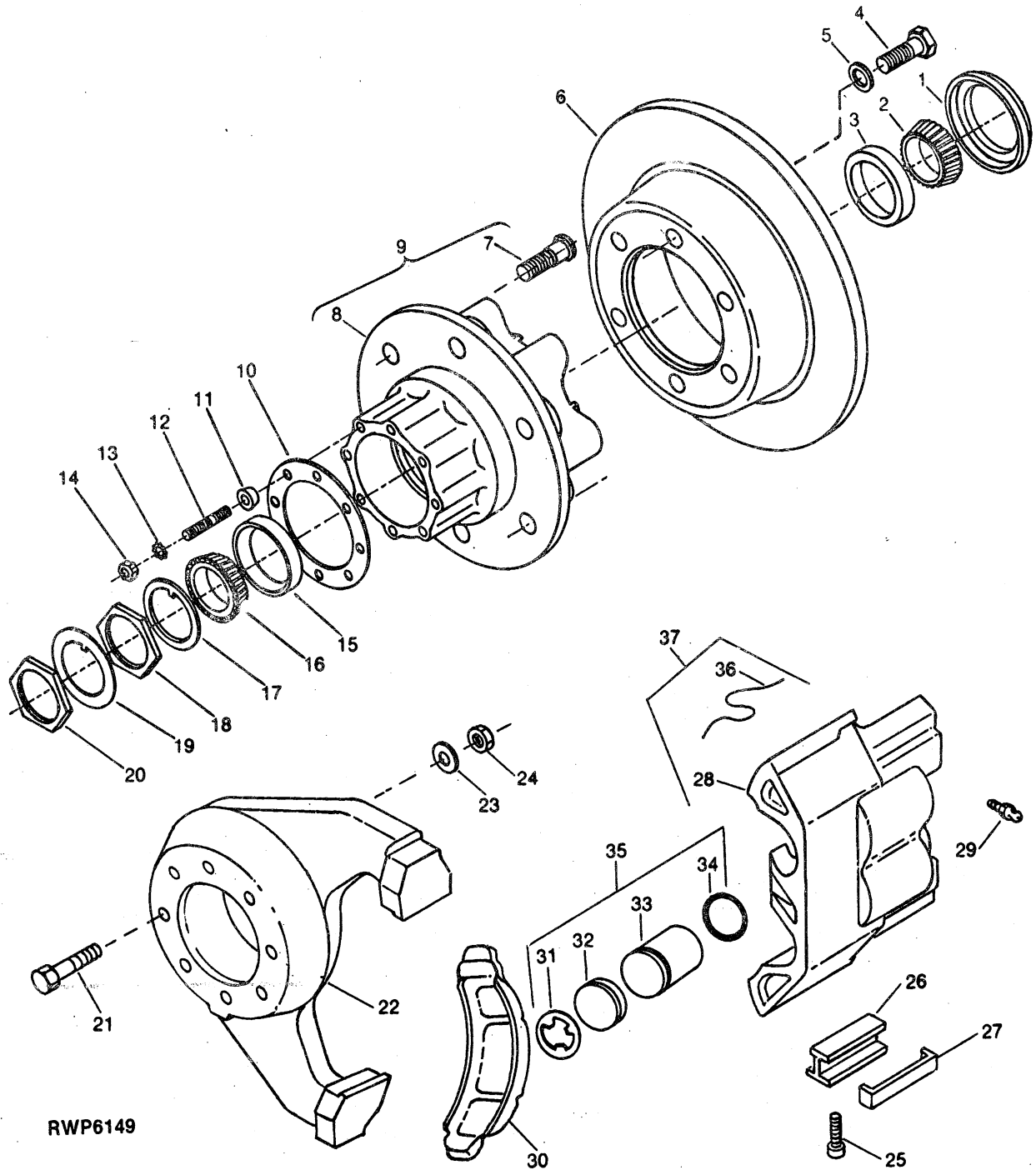
KEY	PART NO.	PART NAME	QTY	CHASSIS SERIAL NO.	1 1 8 0 2 0 0 0 0 0 0			REMARKS
1	R88745	SPRING	1		X	X	X	
2	R88746	BRAKE	1		X	X	X	
3	RW23964	BRAKE	1		X	X	X	CALIPER
4	RW23812	SCREW	1		X	X	X	
5	R88742	SPRING	1		X	X	X	
6	R88743	RETAINER	1		X	X	X	
7	R88744	BOLT	1		X	X	X	
8	R93747	LOCK NUT	6		X	X	X	1/2"
9	R32214	WASHER	6		X	X	X	
10	R88732	PLATE	1		X	X	X	L.H. TORQUE
	R88733	PLATE	1		X	X	X	R.H. TORQUE
11	R88734	BOLT	6		X	X	X	
12	R88735	PACKING	2		X	X	X	
13	R88736	PISTON	2		X	X	X	
14	R88737	BOOT	2		X	X	X	
15	R88738	SHIELD	2		X	X	X	BOOT
16	R88739	LINING	2		X	X	X	
17	RW24160	KIT	2		X	X	X	PISTON AND SEALS
18	R88741	SEAL	1		X	X	X	
19	JD8138	BEARING CONE	1		X	X	X	INNER
20	JD7444	BEARING CUP	1		X	X	X	INNER
21	R88731	BOLT	6		X	X	X	
22	RW23961	DISK	1		X	X	X	
23	RW23960	HUB	1		X	X	X	
24	R88726	BOLT	6		X	X	X	L.H. SERRATED
	R88727	BOLT	6		X	X	X	R.H. SERRATED
25	R88755	WASHER	6		X	X	X	
26	R88756	NUT	6		X	X	X	
27	JD8285	BEARING CUP	1		X	X	X	OUTER
28	RW23958	HUB	1		X	X	X	L.H.
	RW23959	HUB	1		X	X	X	R.H.
29	JD8968	BEARING CONE	1		X	X	X	OUTER
30	R88722	WASHER	1		X	X	X	
31	R88721	NUT	1		X	X	X	
32	11H237	COTTER PIN	1		X	X	X	1/8" X 2"
33	R88719	GASKET	1		X	X	X	
34	R88718	CAP	1		X	X	X	
35	24H1243	WASHER	4		X	X	X	
36	19H1813	CAP SCREW	4		X	X	X	
37	RW23962	PLATE	1		X	X	X	L.H.
	RW23963	PLATE	1		X	X	X	R.H.
..	D7AZ-19590A	GREASE	1		X	X	X	FORD TUBE

F07

STEERING AND BRAKES

REAR WHEEL BRAKE AND HUB (BRASEIXOS 411) (RV1200 CHASSIS SERIAL NO. -001540) (DUAL PISTON)

RWP6149



RWP6149

F08

STEERING AND BRAKES

REAR WHEEL BRAKE AND HUB - CONTINUED (BRASEIXOS 411) (RV1200 CHASSIS SERIAL NO. -001540) (DUAL PISTON)

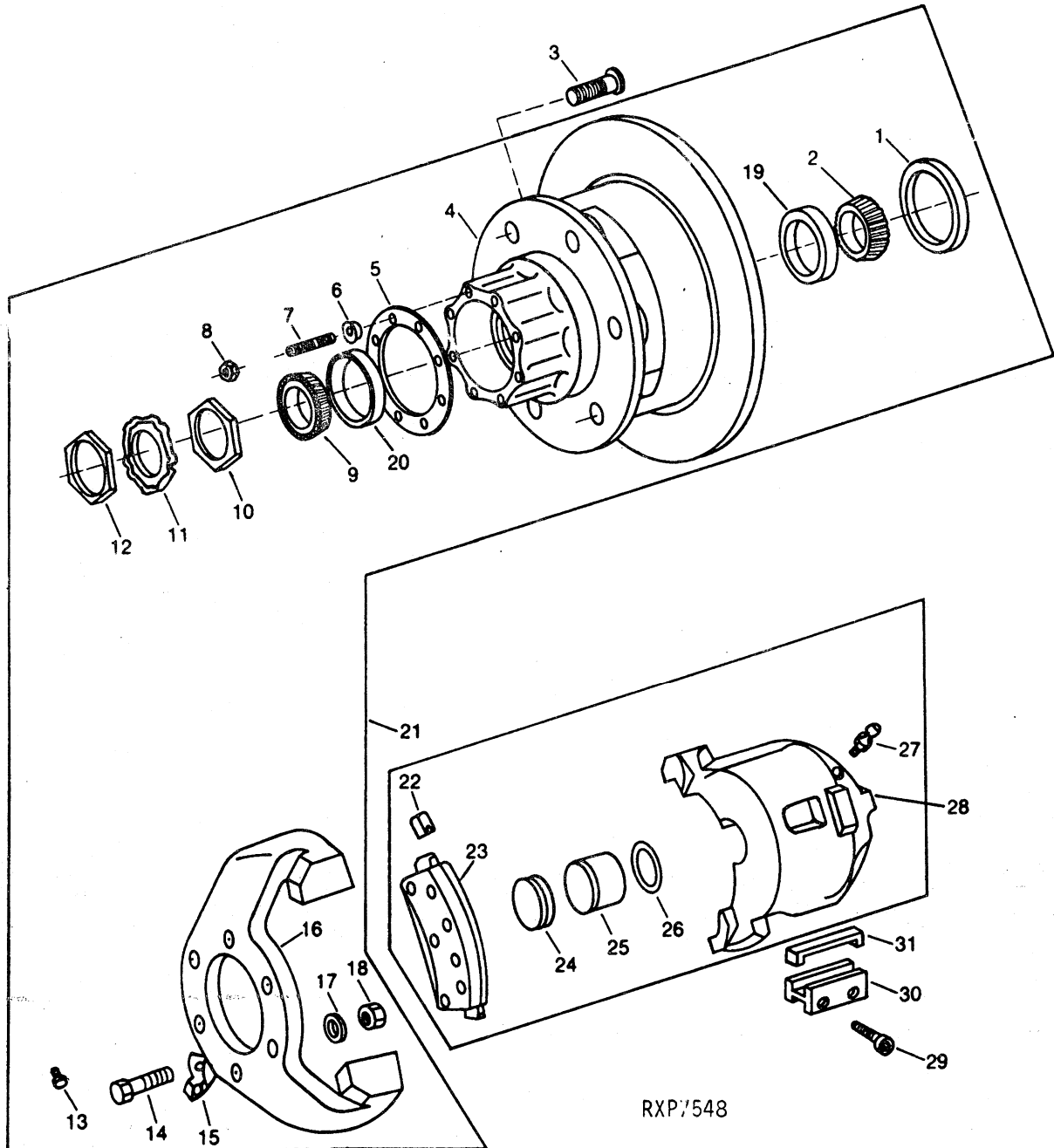
KEY	PART NO.	PART NAME	QTY	CHASSIS SERIAL NO.	1 1 8 0 2 0 0 0 0 0 0		REMARKS
1	R89125	SEAL	1			X	
2	R89124	BEARING CONE	1			X	
3	R89123	BEARING CUP	1			X	
4	R89130	CAP SCREW	6			X	
5	R89129	WASHER	6			X	
6	RW23961	DISK	1			X	
7	R89126	WHEEL BOLT	6			X	L.H.
	R89127	WHEEL BOLT	6			X	R.H.
8	RW23044	HUB	1			X	L.H. WITH BEARING CUP
	RW23045	HUB	1			X	R.H. WITH BEARING CUP
9	RW24022	HUB	1			X	L.H. WITH STUDS
	RW24023	HUB	1			X	R.H. WITH STUDS
10	R89116	GASKET	1			X	SILICON
11	R89115	WASHER	8			X	TAPERED
12	R89114	STUD	8			X	
13	R89113	LOCK WASHER	8			X	
14	R89112	NUT	8			X	
15	R89111	BEARING CUP	1			X	
16	R89110	BEARING CONE	1			X	
17	R89109	WASHER	1			X	
18	R89106	NUT	1			X	
19	R89107	LOCK WASHER	1			X	
20	R89106	NUT	1			X	
21	R89132	CAP SCREW	8			X	
22	R89133	PLATE	1			X	L.H. TORQUE
	R89134	PLATE	1			X	R.H. TORQUE
23	R89135	WASHER	8			X	
24	R89136	NUT	8			X	
25	R88744	BOLT	1			X	
26	R88743	RETAINER	1			X	
27	R88742	SPRING	1			X	
28	R88746	BRAKE	2			X	CALIPER
29	RW23812	BLEED SCREW	1			X	
30	R88739	LINING	2			X	
31	R88738	SHIELD	2			X	
32	R88737	BOOT	2			X	
33	R88736	PISTON	2			X	
34	R88735	PACKING	2			X	
35	RW24160	KIT	2			X	PISTON AND SEAL
36	R88745	SPRING	2			X	
37	RW23964	BRAKE	2			X	CALIPER

F09

STEERING AND BRAKES

REAR WHEEL BRAKE AND HUB (DANA 070AF111-1) (SINGLE PISTON)

RXP7548



RXP7548

F10

STEERING AND BRAKES

REAR WHEEL BRAKE AND HUB - CONTINUED (DANA 070AF111-1) (SINGLE PISTON)

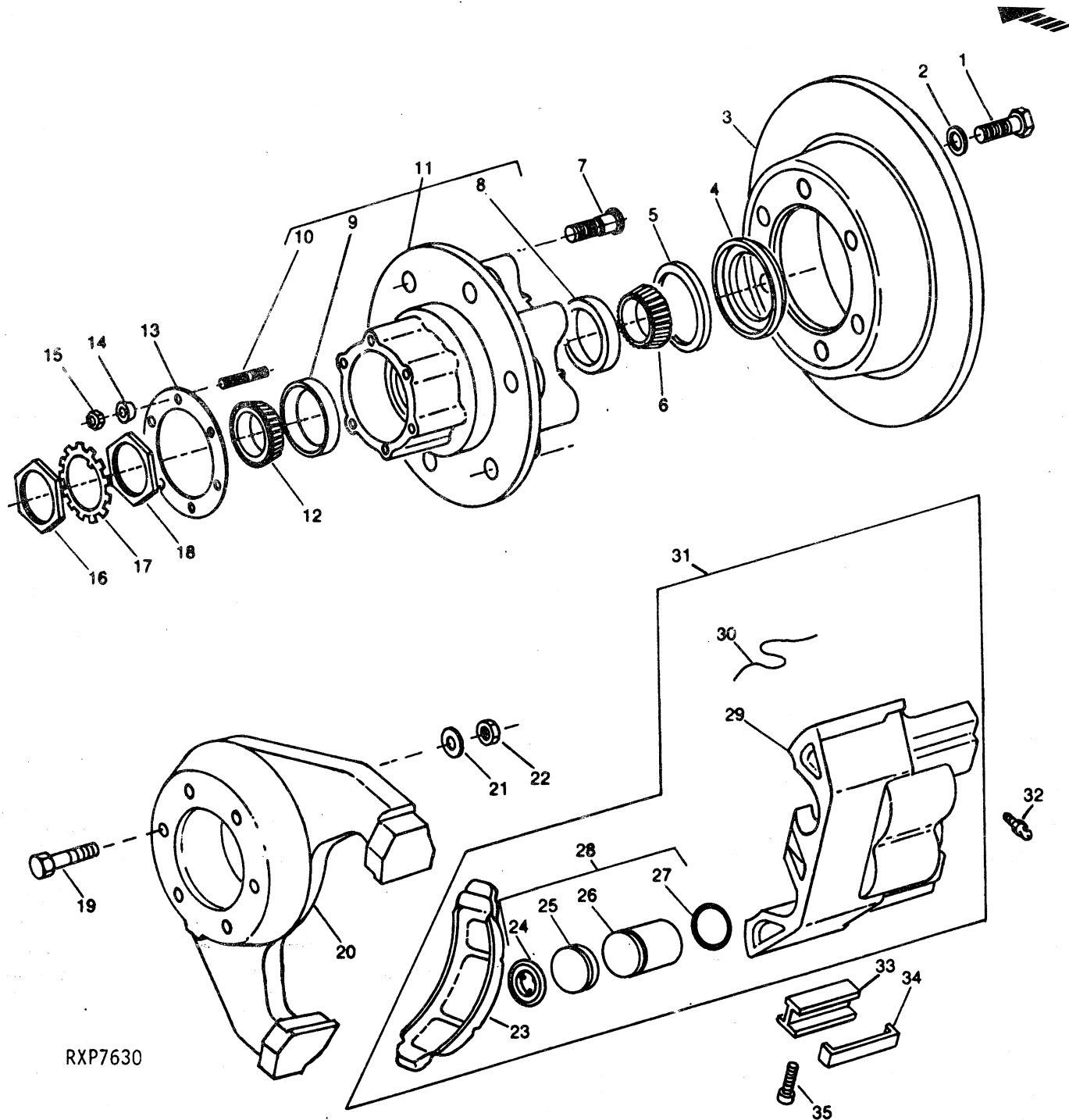
KEY	PART NO.	PART NAME	QTY	CHASSIS SERIAL NO.	1 1		REMARKS
					8	0	
					0	0	
					0	0	
1	R88776	SHIELD	1		X		
	R88777	SEAL	1		X		INNER
2	R88774	ROLLER BEARING	1		X		INNER
3	R88873	STUD	6		X		L.H. HUB
	R88872	STUD	6		X		R.H. HUB
4	HUB	1		X		(ORDER KEY 19)
5	R88771	SEAL	1		X		ALUMINUM
6	R88773	WASHER	AR		X		TAPERED
7	R88520	STUD	AR		X		
8	R88772	NUT	AR		X		
9	R88767	ROLLER BEARING	1		X		OUTER
10	R88769	NUT	1		X		
11	R88768	WASHER	1		X		
12	R88770	WELD NUT	1		X		
13	R88782	BOLT	1		X		
14	R88778	BOLT	6		X		
15	R88781	BRACKET	1		X		
16	R88775	PLATE	1		X		L.H. TORQUE
	R88783	PLATE	1		X		R.H. TORQUE
17	R88780	WASHER	6		X		
18	R88779	NUT	6		X		
19	R100909	BEARING CUP	1		X		INNER
20	R100908	BEARING CUP	1		X		OUTER
21	RW23005	HUB	1		X		L.H., INCLUDES TORQUE PLATE AND ROTOR
	RW23010	HUB	1		X		R.H., INCLUDES TORQUE PLATE AND ROTOR
22	R88763	RETAINER	1		X		SPRING
23	R88757	LINING	1		X		OUTER
	R88758	LINING	1		X		INNER
24	R88761	SEAL	1		X		OUTER
25	R88759	PISTON	1		X		
26	R88760	SEAL	1		X		INNER
27	R88762	ORIFICE	1		X		
28	RW23006	BRAKE	1		X		L.H.
	RW23007	BRAKE	1		X		R.H.
29	R88765	BOLT	1		X		
30	R88764	SPACER	1		X		
31	R88766	SPRING ASSEMBLY	1		X		

F11

STEERING AND BRAKES

REAR WHEEL BRAKE
(RV800 CHASSIS SERIAL NO. 001000-)
(RV1000 CHASSIS SERIAL NO. 006137-)
(RV1200 CHASSIS SERIAL NO. 001541-)
(DUAL PISTON)

RXP7630



RXP7630

F12

STEERING AND BRAKES

REAR WHEEL BRAKE - CONTINUED
 (RV800 CHASSIS SERIAL NO. 001000-)
 (RV1000 CHASSIS SERIAL NO. 006137-)
 (RV1200 CHASSIS SERIAL NO. 001541-)
 (DUAL PISTON)

KEY	PART NO.	PART NAME	QTY	CHASSIS SERIAL NO.	1 1 8 0 2 0 0 0 0 0 0	REMARKS
1	R99121	BOLT	6		X X X	
2	R32214	WASHER	6		X X X	
3	RW23961	DISK	1		X X X	
4	R88776	SHIELD	1		X X X	
5	R88777	SEAL	1		X X X	
6	R88774	BEARING	1		X X X	INNER
7	R88873	BOLT	6		X X X	L.H.
	R88872	BOLT	6		X X X	R.H.
8	R100909	BEARING CUP	1		X X X	INNER
9	R100908	BEARING CUP	1		X X X	OUTER
10	R88520	STUD	6		X X X	
11	RE37867	HUB	1		X X X	
12	R88767	BEARING	1		X X X	OUTER
13	R88771	GASKET	1		X X X	
14	R88773	WASHER	6		X X X	
15	R88772	LOCK NUT	6		X X X	
16	R88770	NUT	1		X X X	
17	R88768	LOCK WASHER	1		X X X	
18	R88769	NUT	1		X X X	
19	R88778	CAP SCREW	6		X X X	
20	R99123	PLATE	1		X X X	L.H.
	R99124	PLATE	1		X X X	R.H.
21	R88780	WASHER	6		X X X	
22	R88779	NUT	6		X X X	
23	R88739	LINING	2		X X X	
24	R88738	SHIELD	1		X X X	
25	R88737	BOOT	1		X X X	
26	R88736	PISTON	1		X X X	
27	R88735	PACKING	1		X X X	
28	RW24160	KIT	2		X X X	
29	R88746	DISK BRAKE CALIPER ASSY	1		X X X	
30	R88745	SPRING	1		X X X	
31	RW23964	DISK BRAKE CALIPER ASSY	1		X X X	
32	RW23812	BRAKE	1		X X X	BLEED
33	R88743	RETAINER	1		X X X	
34	R88742	SPRING	1		X X X	
35	R88744	BOLT	1		X X X	

MEMORANDA

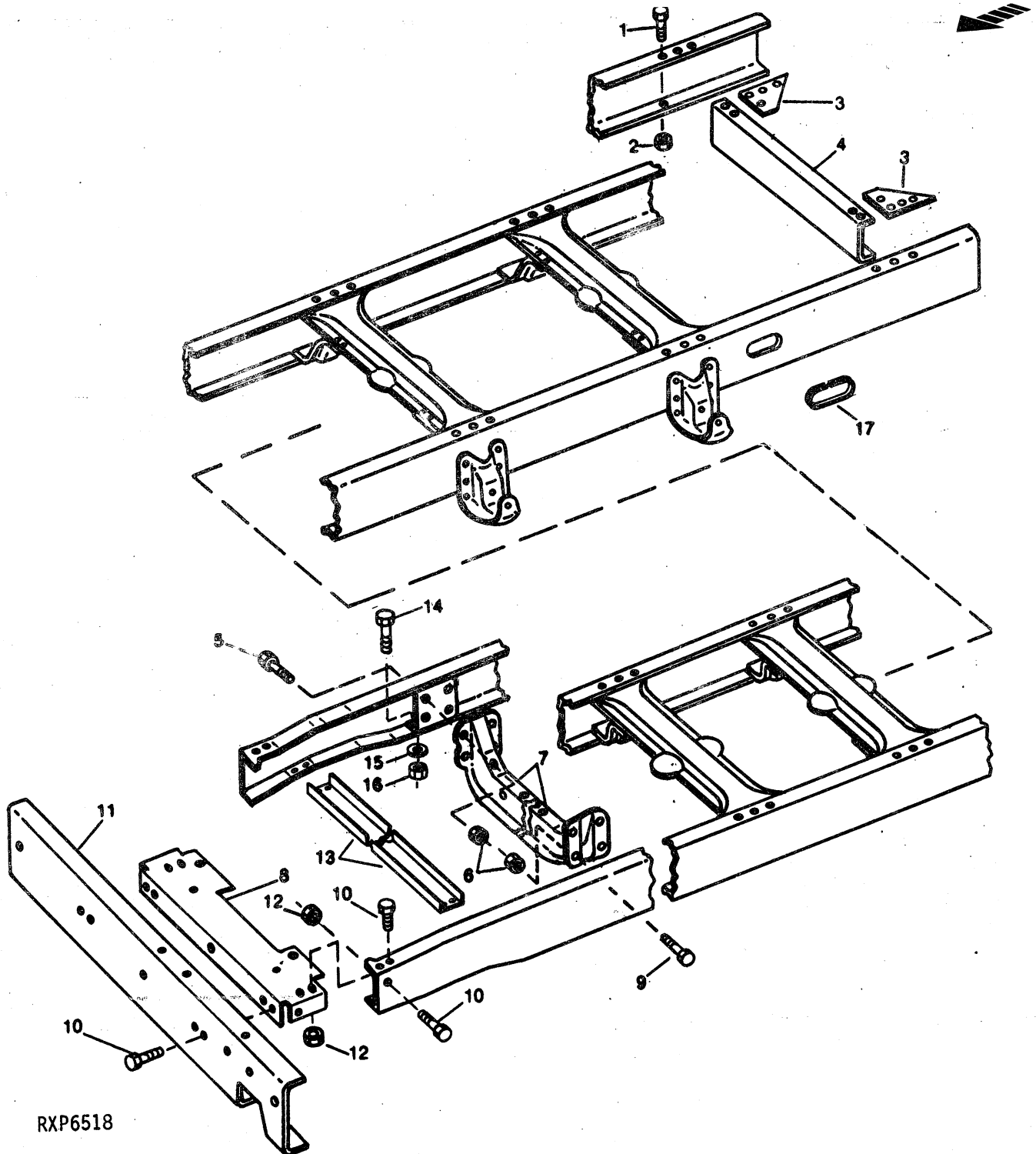
MEMORANDA

F14

SUSPENSION AND FRAME

FRAME MEMBERS

RXP6518



RXP6518

F15

SUSPENSION AND FRAME

FRAME MEMBERS - CONTINUED

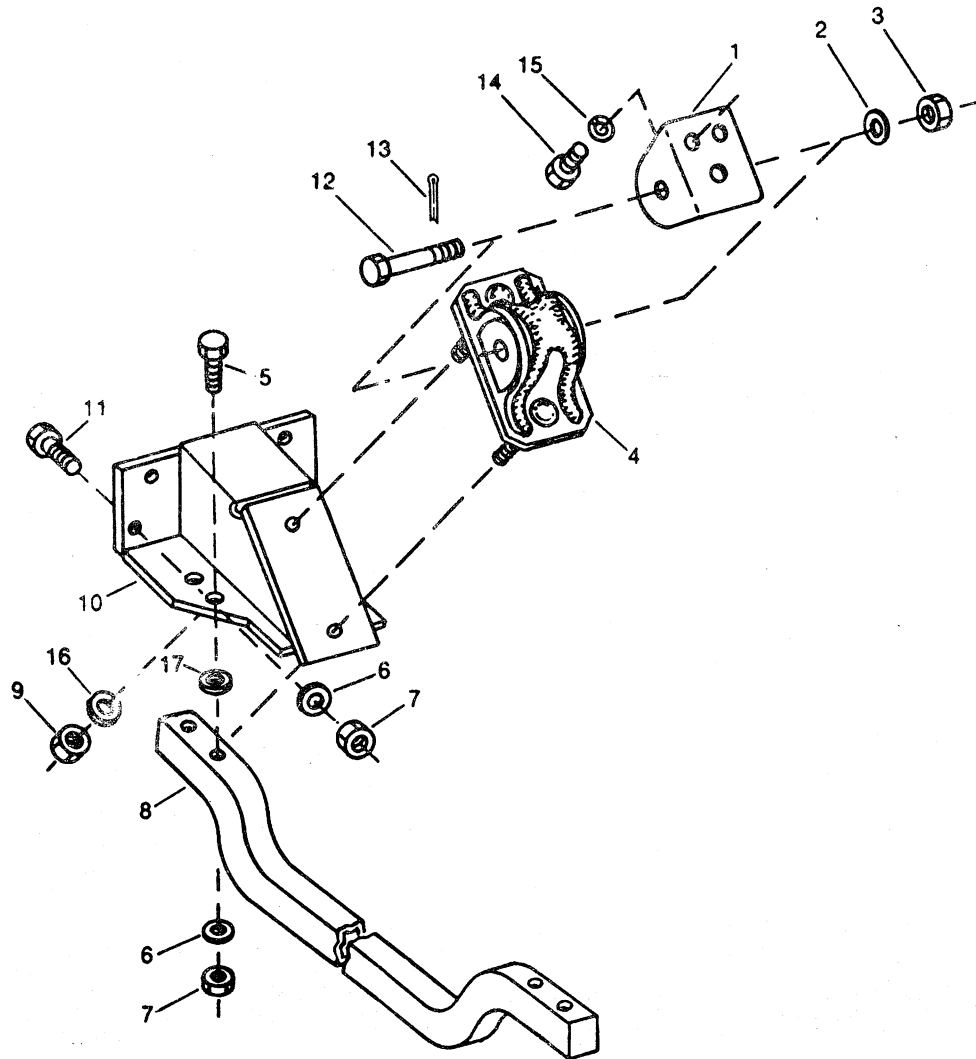
KEY	PART NO.	PART NAME	QTY	CHASSIS SERIAL NO.	1 1 8 0 2 0 0 0 0 0 0			REMARKS
1	19H2552	CAP SCREW	4	-XXXXXX	X	X	X	3/8" X 1-1/8"
	19H1732	CAP SCREW	4	XXXXXX-	X	X	X	3/8" X 1-1/4"
	24H1309	WASHER	4	-XXXXXX	X	X	X	13/32" X 1-1/16" X 0.120", REAR BRACE (228" CHASSIS)
2	RE33491	LOCK NUT	4	-XXXXXX	X	X	X	3/8"
3	R86984	STRAP	2	-XXXXXX	X	X	X	(NO LONGER REQUIRED)
4	R92465	SUPPORT	1		X	X	X	REAR, (SUB FOR R86424)
5	19H1815	CAP SCREW	6		X	X	X	1/2" X 1-1/4"
6	RE33493	LOCK NUT	8		X	X	X	1/2"
7	R86990	SUPPORT	1		X	X	X	TRANSMISSION
	R98689	SUPPORT	1					
8	R99185	BRACE	1		X	X	X	RADIATOR, (SUB FOR R86710)
9	19H1721	CAP SCREW	2		X	X	X	1/2" X 1-1/2", L.H. FRONT
10	19H1815	CAP SCREW	10		X	X	X	1/2" X 1-1/4"
	R90557	LOCK WASHER	1		X	X	X	BUMPER TO STEERING GEAR
11	R99187	BUMPER	1		X	X	X	FRONT, (SUB FOR R86981)
12	RE33493	LOCK NUT	9		X	X	X	1/2"
	6023054	WASHER	2		X	X	X	CONED R.H., RADIATOR SUPPORT TO FRAME
13	R88489	REINFORCEMENT	1		X	X	X	
14	19H1721	CAP SCREW	4		X	X	X	1/2" X 1-1/2"
15	24H1219	WASHER	4		X	X	X	7/16" X 1" X 0.075"
16	RE33492	NUT	4		X	X	X	7/16"-14UNC-2B
17	R91342	MOLDING	1		X	X	X	FUEL FILLER OPENING

F16

SUSPENSION AND FRAME

ENGINE MOUNTS

RXP7549



RXP7549

F17

SUSPENSION AND FRAME

ENGINE MOUNTS - CONTINUED

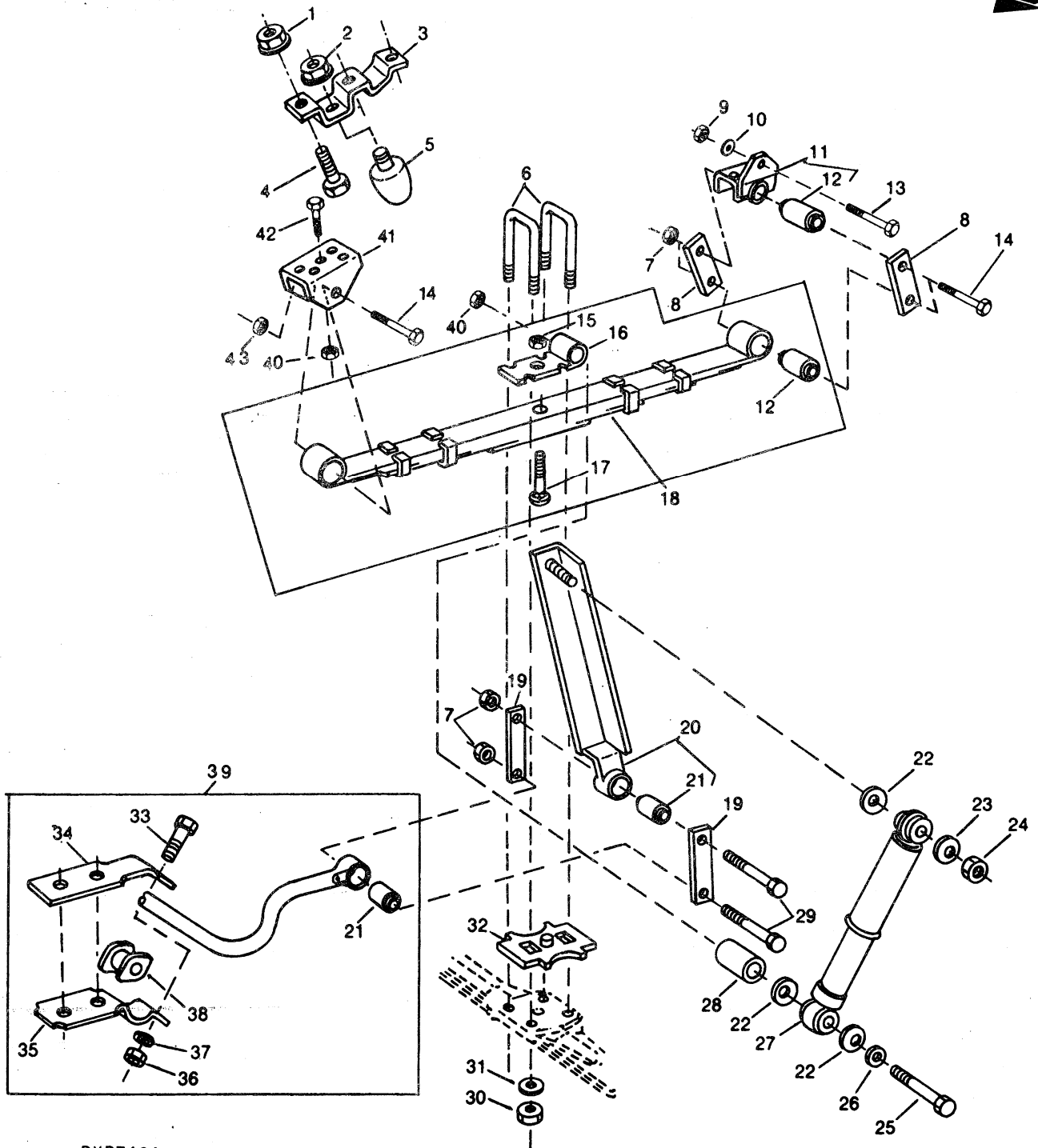
				1	1			
				8	0	2		
				0	0	0		
KEY	PART NO.	PART NAME	QTY	CHASSIS SERIAL NO.	0	0	0	REMARKS
1	D5UZ-6030A	BRACKET	2		X	X	X	FORD
2	24H1254	WASHER	2		X	X	X	17/32" X 1-1/8" X 0.105"
3	R93746	LOCK NUT	2		X	X	X	1/2", (SUB FOR K40014)
4	D5UZ-6038E	INSULATOR	2		X	X	X	FORD
5	19H1930	CAP SCREW	4		X	X	X	1/2" X 2-1/2"
6	R90557	LOCK WASHER	12		X	X	X	CONED
7	R93746	LOCK NUT	12		X	X	X	1/2"
8	R86718	BRACE	1		X	X	X	
9	M64832	LOCK NUT	4		X	X	X	7/16"
10	RW22546	BRACKET	2		X	X	X	
	RW22546	BRACKET	1		X	X	X	R.H. (SUB AR108448)
11	19H1721	CAP SCREW	8		X	X	X	1/2" X 1-1/2"
12	19H2211	CAP SCREW	2		X	X	X	1/2" X 5"
13	11H236	COTTER PIN	2		X	X	X	1/8" X 1"
14	19H2666	CAP SCREW	6		X	X	X	7/16" X 7/8"
15	12H293	LOCK WASHER	6		X	X	X	7/16"
16	24H1323	WASHER	4		X	X	X	15/32" X 13/16" X 0.090"
17	24H1341	WASHER	2		X	X	X	

F18

SUSPENSION AND FRAME

FRONT AXLE SUSPENSION

RXP7484



RXP7484

THIS PARTS LISTING IS CONTINUED

F19

SUSPENSION AND FRAME

FRONT AXLE SUSPENSION - CONTINUED

KEY	PART NO.	PART NAME	QTY	CHASSIS SERIAL NO.	1 1 8 0 2 0 0 0 0 0 0			REMARKS
1	RE33490	LOCK NUT	5		X	X	X	5/16"
2	RE33491	LOCK NUT	2		X	X	X	3/8"
3	R96962	BRACKET	2		X	X	X	(SUB FOR R86982 OR RE35806)
4	19H1905	CAP SCREW	5		X	X	X	5/16" X 1"
5	RW23675	BUMPER	2		X	X	X	
6	R89768	U-BOLT	4	-XXXXXX	X	X	X	(A) 6 1/2" X 9/16"
	R98285	U-BOLT	4	XXXXXX-	X	X	X	(B) 5/8" DIA.
7	R93748	LOCK NUT	10		X	X	X	5/8"
8	R86994	STRAP	2		X	X	X	R.H.
	R89769	ADJUSTING STRAP	2		X	X	X	L.H.
9	M64832	LOCK NUT	2	XXXXXX-	X	X	X	
10	R90557	WASHER	2	XXXXXX-	X	X	X	
11	RW24344	BRACKET	2		X	X	X	(SUB FOR RW24021)
12	R93914	BUSHING	4		X	X	X	RUBBER, (SUB FOR R91917)
13	19H1721	CAP SCREW	2	XXXXXX-	X	X	X	
14	19H1926	CAP SCREW	6		X	X	X	5/8" X 4-3/4"
15	H32147	LOCK NUT	2		X	X	X	3/8", FINE THREAD HS, SAE 8
16	R97014	CLIP	2		X	X	X	(ALSO ORDER R100768 AND H32147)
17	R100768	SCREW	2		X	X	X	(SUB FOR R89559 OR R91492)
18	RE36574	SPRING	2		X	X		(158.5" CHASSIS) (5300 LB FRONT AXLE)
	RE36573	SPRING	2		X	X	X	(7 LEAF) (6000 LB FRONT AXLE) (SUB FOR RW23809 OR RW24340)
	RE36572	SPRING	2		X	X	X	(8 LEAF) (6340 LB FRONT AXLE) (SUB FOR RW23988 OR RW24341)
19	R87088	STRAP	4	-XXXXXX	X	X	X	
	R97196	STRAP	2	XXXXXX-	X	X	X	
20	RW24345	BRACKET	1	-XXXXXX	X	X	X	(A) R.H. (SUB FOR RW22652)
	RW24346	BRACKET	1	-XXXXXX	X	X	X	(A) L.H. (SUB FOR RW22653)
	RE35959	BRACKET	1	XXXXXX-	X	X	X	(B) R.H.
	RE35813	BRACKET	1	XXXXXX-	X	X	X	(B) L.H.
21	R93917	BUSHING	2		X	X	X	END, (SUB FOR R87664)
22	R91017	LOCK WASHER	4		X	X	X	
23	R91018	LOCK WASHER	2		X	X	X	OUTER
24	R93747	LOCK NUT	2		X	X	X	1/2", FINE THREAD
25	19H3289	CAP SCREW	2		X	X	X	1/2" X 6", FINE THREAD HS, SAE 8
26	24H1625	WASHER	2		X	X	X	17/32" X 1" X 0.120"
27	RW24285	ABSORBER	2		X	X	X	GABRIEL 651375 (SUB FOR RW23774 OR GABRIEL 63369) (SET REGULAR)
	RW24346	BRACKET	1	-XXXXXX	X	X	X	(A) L.H. (SUB FOR RW22653)
	RE35959	BRACKET	1	XXXXXX-	X	X	X	(B) R.H.
	RE35813	BRACKET	1	XXXXXX-	X	X	X	(B) L.H.
28	N189096	BUSHING	6		X	X	X	
29	19H2072	CAP SCREW	4		X	X	X	5/8" X 3-1/4"
30	R87309	NUT	8	-XXXXXX	X	X	X	(A) 9/16"
	R87311	NUT	8	XXXXXX-	X	X	X	(B) 5/8"
31	6024691	WASHER	8	-XXXXXX	X	X	X	(A) 9/16", CONED
	R93811	WASHER	8	XXXXXX-	X	X	X	(B) 5/8"
32	R87735	SHIM	2	-XXXXXX	X	X	X	(A) (SUB FOR R86850) (4° CASTER)
	R89767	PLATE	1		X	X	X	LEVELING
	R97134	SHIM	2	XXXXXX-	X	X	X	(B) 6° CASTER ANGLE
33	19H1721	CAP SCREW	2		X	X	X	1/2" X 1-1/2"
34	R94028	PLATE	2		X	X	X	
35	R94027	BRACKET	2		X	X	X	(SUB FOR R88586)
36	R93746	LOCK NUT	2		X	X	X	1/2" - 13 UNC-2B
37	R90557	LOCK WASHER	2		X	X	X	CONED
38	R87667	BUSHING	2		X	X	X	BRACKET
39	RW24347	BAR	1		X	X	X	SWAY, (SUB FOR RW24339 AND RW23944)
40	R93747	LOCK NUT	2		X	X	X	1/2", FINE THREAD
41	R86426	HANGER	1		X	X	X	R.H.
	R86425	HANGER	1		X	X	X	L.H.
42	19H1740	CAP SCREW	10		X	X	X	7/16" X 1-3/4"
	19H1777	CAP SCREW	2		X	X	X	1/2" X 1-3/4"
	24H1219	WASHER	2		X	X	X	7/16" X 1" X 0.075"
43	M64832	LOCK NUT	2		X	X	X	
	R93746	LOCK NUT	2		X	X	X	

(A) SERIAL NO. -001700 (RV800); -012300 (RV1000); -003700 (RV1200)

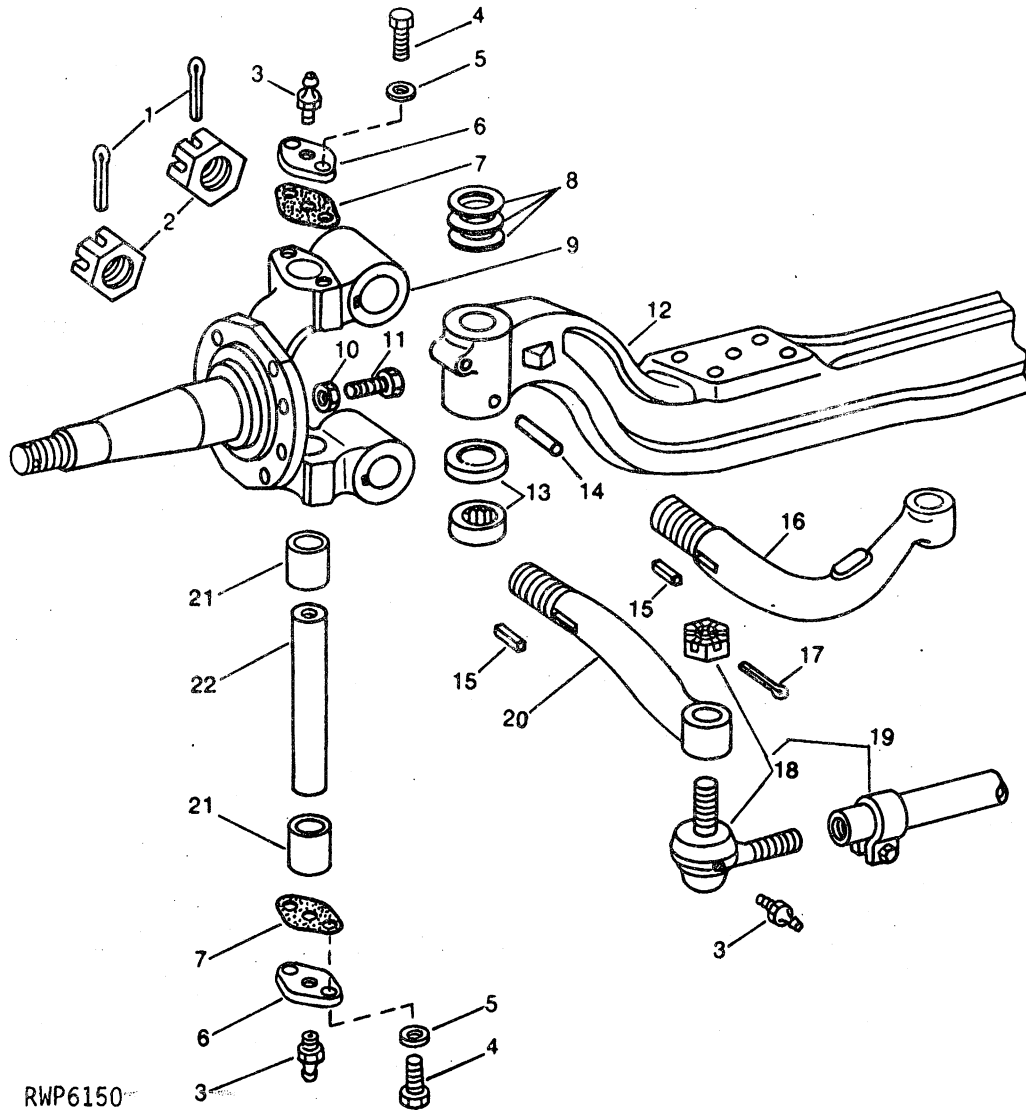
(B) SERIAL NO. 001701- (RV800); 012301- (RV1000); 003701- (RV1200)

F20

SUSPENSION AND FRAME

FRONT AXLE

RWP6150



F21

SUSPENSION AND FRAME

FRONT AXLE - CONTINUED

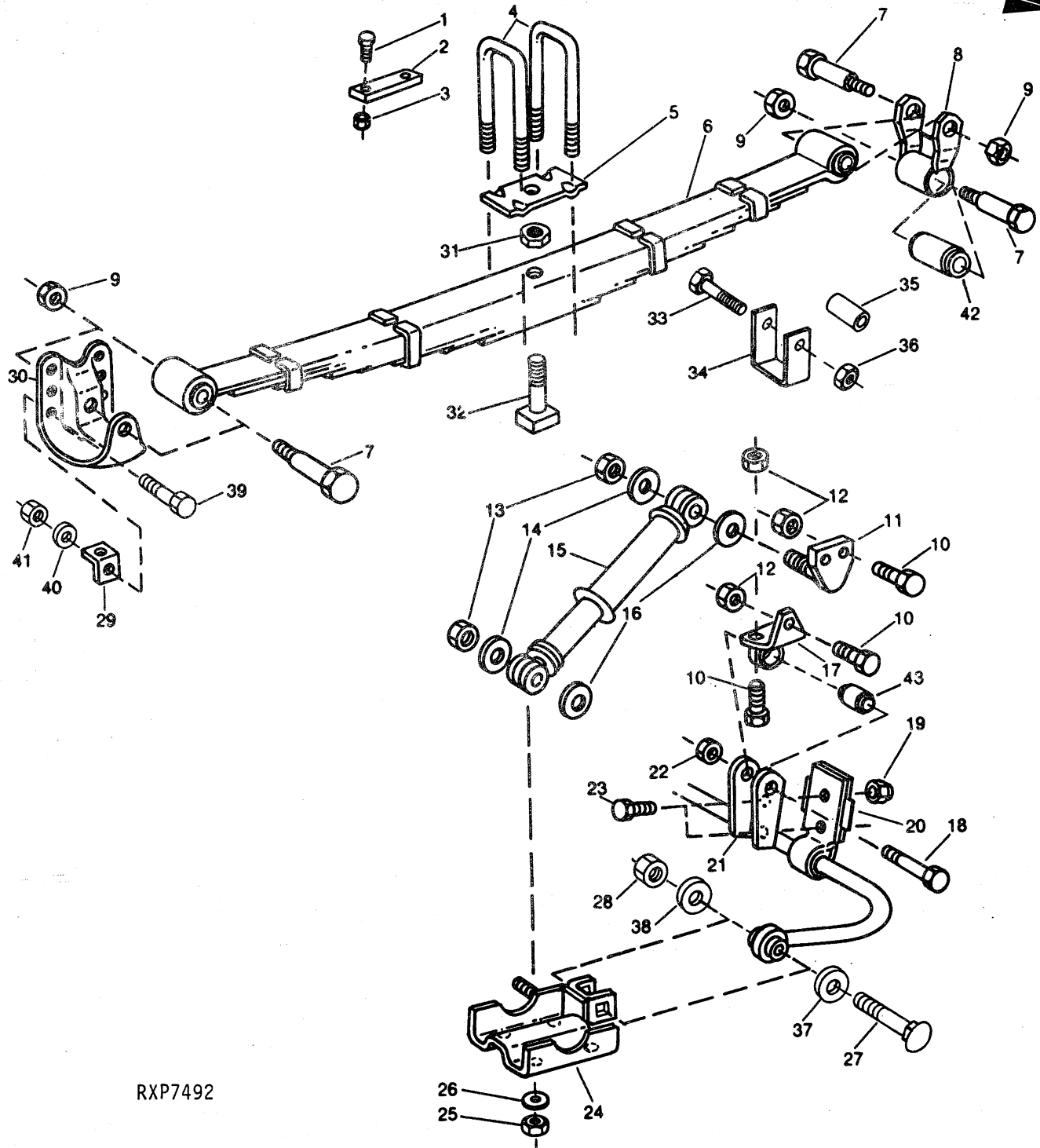
KEY	PART NO.	PART NAME	QTY	CHASSIS SERIAL NO.	1 1 8 0 2 0 0 0 0 0 0			REMARKS
1	11H222	COTTER PIN	3		X	X	X	3/16" X 2"
2	R88683	NUT	3		X	X	X	
3	JD7798	LUBRICATION FITTING	6		X	X	X	1/8" NPT
4	19H2705	CAP SCREW	8		X	X	X	5/16" X 1", HS, SAE 8
5	24H1243	WASHER	8		X	X	X	11/32" X 5/8" X 0.060"
6	R88674	CAP	4		X	X	X	
7	R88673	GASKET	4		X	X	X	
8	R88706	SHIM	AR		X	X	X	.005"
	R88707	SHIM	AR		X	X	X	.010"
	R88708	SHIM	AR		X	X	X	.016"
	R88709	SHIM	AR		X	X	X	.024"
	R88710	SHIM	AR		X	X	X	.048"
9	RW23953	KNUCKLE	1		X	X	X	L.H.
	RW23952	KNUCKLE	1		X	X	X	R.H.
10	R88680	NUT	2		X	X	X	1/2" FINE THREAD
11	R88679	CAP SCREW	2		X	X	X	
12	R99183	FRONT AXLE SUPPORT	1		X	X	X	(SUB FOR R88670)
13	R88678	THRUST BEARING	2		X	X	X	
14	R88711	PIN	2		X	X	X	UPPER, LONG WEDGE
	R88712	PIN	2		X	X	X	UPPER, MEDIUM WEDGE
	R88713	PIN	2		X	X	X	UPPER, SHORT WEDGE
	R88714	PIN	2		X	X	X	LOWER, MEDIUM WEDGE
	R88715	PIN	2		X	X	X	LOWER, SHORT WEDGE
	R88716	PIN	2		X	X	X	LOWER, LONG WEDGE
15	R88682	KEY	3		X	X	X	
16	R88681	STEERING ARM	1		X	X	X	
17	11H237	COTTER PIN	2		X	X	X	1/8" X 2"
18	RW23956	TIE ROD END	1		X	X	X	L.H.
	RW23957	TIE ROD END	1		X	X	X	R.H.
19	RW23955	TIE ROD	1		X	X	X	
20	R88676	ARM	1		X	X	X	L.H.
	R88677	ARM	1		X	X	X	R.H.
21	R88672	BUSHING	4		X	X	X	
22	R88671	PIN	2		X	X	X	
..	RE35975	FRONT AXLE	1		X	X	X	COMPLETE FRONT, (ALSO ORDER (4) R98285, (8) R93811, (8) R87311 AND (2) R97134) (SUB FOR RW23640)
..	RW24035	KIT	1		X	X	X	FRONT AXLE KNUCKLE PIN (KEYS 3-8, 13, 14, 21 AND 22)

F22

SUSPENSION AND FRAME

REAR AXLE SUSPENSION

RXP7492



RXP7492

THIS PARTS LISTING IS CONTINUED

F23

SUSPENSION AND FRAME

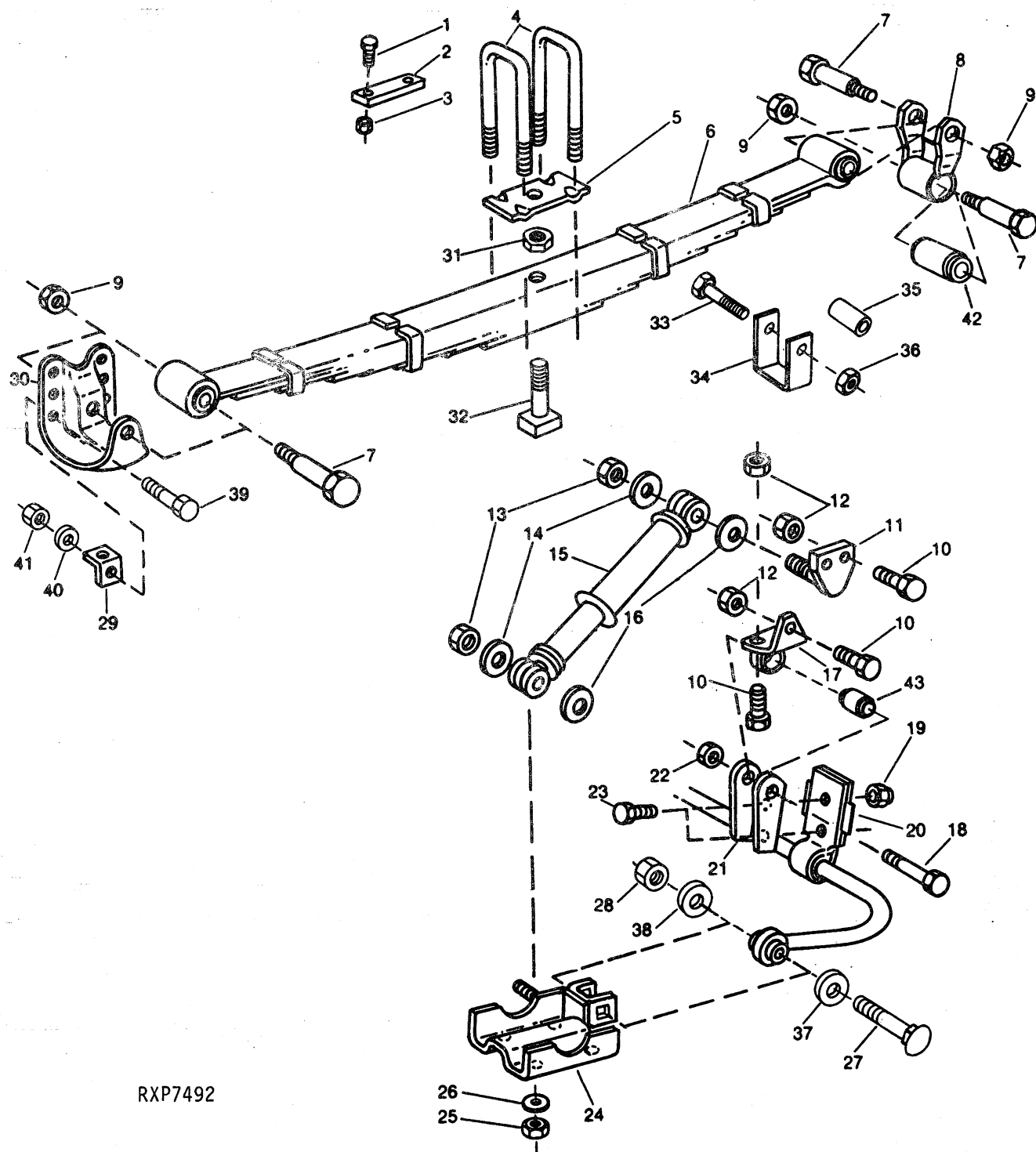
REAR AXLE SUSPENSION - CONTINUED

KEY	PART NO.	PART NAME	QTY	CHASSIS SERIAL NO.	1 8 0 0 0	1 0 0 0 0	REMARKS
1	19H1849	CAP SCREW	4		X	X	5/16" X 1-1/4"
2	1938293	BUMPER	2		X	X	
3	RE33490	LOCK NUT	4		X	X	5/16"
4	R90572	U-BOLT	4		X	X	(SUB FOR R97013)
5	R90555	CLIP	2		X	X	
6	RW24349	SPRING	2	-002352	X		(A) 10,000 LB REAR AXLE (9 LEAF) (SUB FOR RW24011)
	RW23339	SPRING	1	-002352	X		10,000 LB REAR AXLE (10 LEAF REPLACE)
	R93915	BUSHING	2		X	X	(SUB FOR R91916) RUBBER
	RW24342	SPRING	2	002353-	X		10,000 LB REAR AXLE (10 LEAF) (SUB FOR RW24222)
	RW24343	SPRING ASSEMBLY	2		X		12,000 LB REAR AXLE, (SUB FOR RW24010)
	RW24353	SPRING	2		X		9,000 LB REAR AXLE
7	19H2000	CAP SCREW	6		X	X	3/4" X 5"
8	RW24350	SHACKLE	2		X	X	(SUB FOR RW24009)
9	R93749	LOCK NUT	6		X	X	3/4"
10	19H1815	CAP SCREW	10		X	X	1/2" X 1-1/4"
11	RE33367	BRACKET	1		X	X	(SUB FOR RW22616 OR RE37542)
12	R93746	LOCK NUT	10		X	X	1/2"
13	R93747	NUT	4		X	X	1/2", FINE THREAD
14	R91017	LOCK WASHER	4		X	X	
15	RW23943	ABSORBER	2		X	X	MONROE 6858
16	R91018	LOCK WASHER	4		X	X	
17	RW24348	BRACKET	2		X	X	(SUB FOR RW24008)
18	19H2072	CAP SCREW	2		X	X	5/8" X 3-1/4"
19	R93746	LOCK NUT	4		X	X	1/2"
20	RW24347	BAR	1		X	X	SWAY, (SUB FOR RW23944 OR RW24339)
	R94027	BRACKET	2		X	X	
	R94028	BRACKET	2		X	X	
	R93917	BUSHING	2		X	X	END, (SUB FOR R87664)
	R87667	BUSHING	2		X	X	BRACKET
21	R86730	LINK	2		X	X	
22	R93748	LOCK NUT	2		X	X	5/8"

(A) NOTE: RW24011 SPRING CONTINUED USE ON 178" CHASSIS THRU SERIAL NO. -004232 (RV1000)
 (B) CHASSIS SERIAL NO. 001000- (RV800); 006137- (RV1000); 001541- (RV1200)

SUSPENSION AND FRAME

RXP7492



RXP7492

F25

SUSPENSION AND FRAME

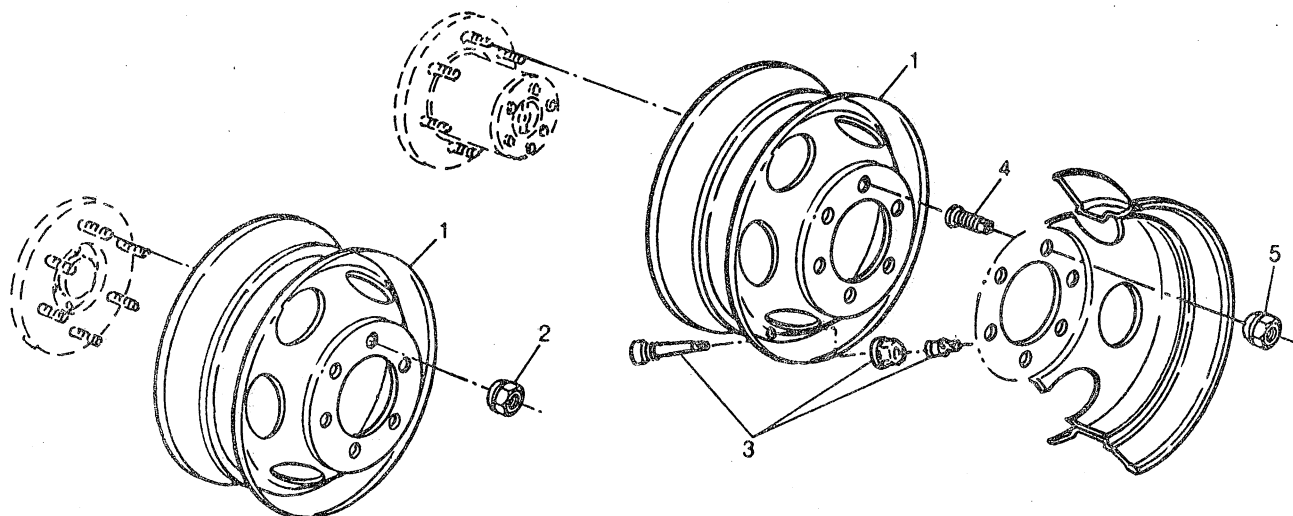
REAR AXLE SUSPENSION - CONTINUED

KEY	PART NO.	PART NAME	QTY	CHASSIS SERIAL NO.	1 1 8 0 2 0 0 0 0 0 0			REMARKS
23	19H1777	CAP SCREW	4		X	X	X	1/2" X 1-3/4"
24	RW22548	BRACKET	1	-006136	X			L.H. 10,000 LB REAR AXLE
	RW22549	BRACKET	1	-006136	X			R.H. 10,000 LB REAR AXLE
	RW22543	BRACKET	1	-001540	X			L.H. 12,000 LB REAR AXLE
	RW24742	BRACKET	1	XXXXXX-	X	X	X	(B) (SUB FOR RW24323) L.H. 12,000 LB
	RW22544	BRACKET	1	-001540	X			R.H. 12,000 LB REAR AXLE
	RW24743	BRACKET	1	XXXXXX-	X	X	X	(B) (SUB FOR RW24324) R.H. 12,000 LB
25	R87311	NUT	8		X	X	X	
26	R93811	WASHER	8		X	X	X	CONED
27	03H1858	BOLT	2		X	X	X	5/8" X 3-1/2"
28	R93748	LOCK NUT	2		X	X	X	1/2"
29	R86422	ANGLE	2		X	X	X	R.H. FRONT AND L.H. REAR
	R86423	ANGLE	2		X	X	X	R.H. REAR AND L.H. FRONT
30	R86706	HANGER	3		X	X	X	(SUB FOR 3823273)
	R86706	HANGER	1		X	X	X	R.H. REAR
31	R93746	LOCK NUT	2		X	X	X	(USE WITH RW24011, RW24222 AND RW24010)
	H80440	LOCK NUT	2		X	X	X	(USE WITH RW24342)
	B30963	LOCK NUT	2		X			(USE WITH RW24343)
32	R92124	SCREW	2		X			(USE WITH RW24011, RW24222 AND RW24342)
	R91332	SCREW	2		X			(USE WITH RW24010 AND RW24343)
	R94608	SCREW	2		X			(USE WITH RW24353)
33	19H2228	CAP SCREW	1		X	X	X	3/8" X 4"
34	R91324	CLIP	2		X			INNER, (USE W/ RW24011, RW24222 AND RW24342)
	R91325	CLIP	2		X			END, (USE W/ RW24011, RW24222, RW24342)
	R91326	CLIP	2		X			INNER, (USE W/ RW24010 AND RW24343)
	R91327	CLIP	2		X	X	X	END, (USE W/ RW24010, RW24222, RW24343)
35	R90151	SPACER	4		X	X		
36	14H732	NUT	4		X	X	X	3/8"
37	24H1139	WASHER	2		X	X	X	11/16" X 1-1/4" X 0.105"
38	24H1625	WASHER	2		X	X	X	17/32" X 1" X 0.120"
39	19H1732	CAP SCREW	4		X	X	X	3/8" X 1-1/4"
40	24H1305	WASHER	4		X	X	X	13/32" X 13/16" X 0.060"
41	K40003	LOCK NUT	4		X	X	X	
42	R93915	BUSHING	2		X	X	X	
43	R93917	BUSHING	2		X	X	X	

MEMORANDA

WHEELS WITH ATTACHING HARDWARE

RWP6013



RWP6013

KEY	PART NO.	PART NAME	QTY	CHASSIS SERIAL NO.	1 8 0 0 0	1 0 0 0 0	REMARKS
1	R90275	WHEEL	1		X X X		ACCURIDE 19.5 X 6
2	RW23657	NUT	6		X X X		R.H. (R.H. THREAD)
	RW23658	NUT	6		X X X		L.H. (L.H. THREAD)
3	R90841	VALVE	1		X X X		SCHRADER
4	R93750	NUT	6		X X X		REAR R.H. INNER (R.H. THREAD) (SUB FOR 145021)
	R93751	NUT	6		X X X		REAR L.H. INNER (L.H. THREAD) (SUB FOR 145022)
5	R93752	NUT	6		X X X		REAR R.H. OUTER (R.H. THREAD) (SUB FOR 145029)
	R93753	NUT	6		X X X		REAR L.H. OUTER (L.H. THREAD) (SUB FOR 145030)

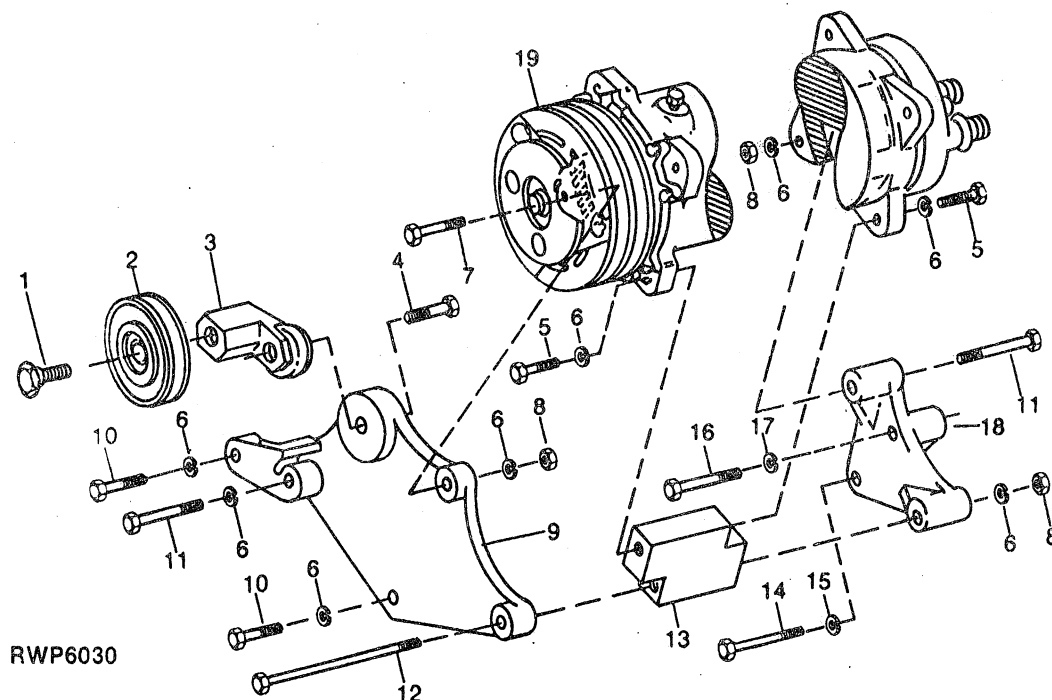
MEMORANDA

G04

CONTROL SUPPORT

AIR CONDITIONING COMPRESSOR MOUNTING (RV800 CHASSIS SERIAL NO. -001051) (RV1000 CHASSIS SERIAL NO. -008471) (RV1200 CHASSIS SERIAL NO. -002295)

RWP6030



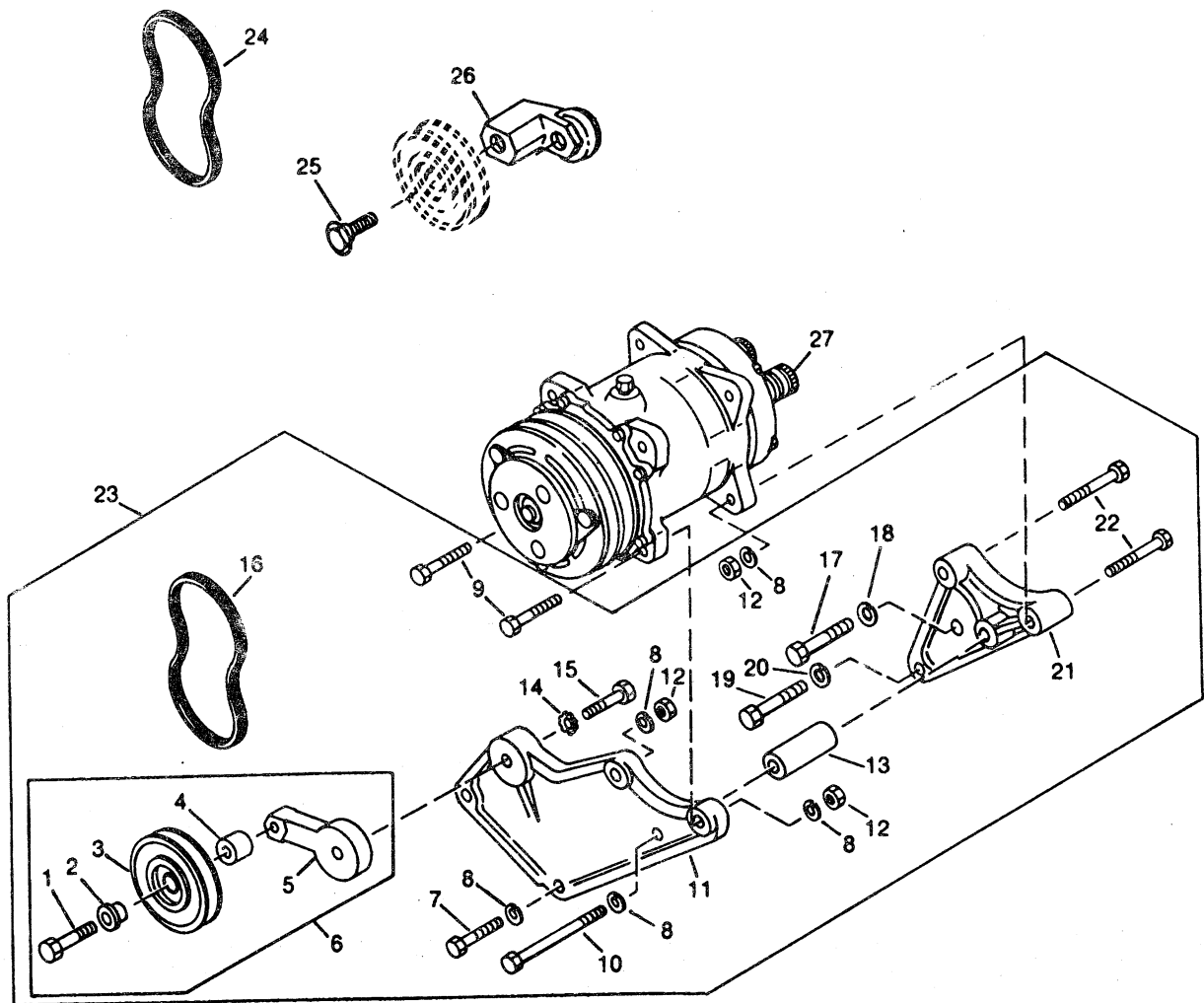
KEY	PART NO.	PART NAME	QTY	CHASSIS SERIAL NO.			REMARKS
				1	0	0	
1	R94273	BOLT	1	X	X	X	SHOULDER
2	R94275	PULLEY	1	X	X	X	IDLER
3	R99274	TUBE	1	X	X	X	
4	19H2441	CAP SCREW	1	X	X	X	1/2" X 1-3/4", FINE THREAD
5	19H1732	CAP SCREW	2	X	X	X	3/8" X 1-1/4"
6	12H304	LOCK WASHER	8	X	X	X	3/8"
7	19H1801	CAP SCREW	1	X	X	X	3/8" X 2"
8	14H1076	NUT	3	X	X	X	3/8" HS, SAE 8
9	7064991	SUPPORT	1	X	X	X	FRONT
10	19H2549	CAP SCREW	2	X	X	X	3/8" X 1-7/8"
11	19H2116	CAP SCREW	2	X	X	X	3/8" X 2-1/2"
12	19H2205	CAP SCREW	1	X	X	X	3/8" X 6"
13	7065062	RISER	1	X	X	X	
14	19H1930	CAP SCREW	1	X	X	X	1/2" X 2-1/2"
15	12H301	LOCK WASHER	1	X	X	X	1/2"
16	19H2055	CAP SCREW	1	X	X	X	7/16" X 2-1/4"
17	12H293	LOCK WASHER	1	X	X	X	7/16"
18	7064992	SUPPORT	1	X	X	X	REAR
19	COMPRESSOR	1	X	X	X	SANDEN NO. 510 WITH REAR VALVES
..	0110056	BELT	1	X	X	X	(58") (DAYCO 17580 OR GATES 9580)

G05

CONTROL SUPPORT

AIR CONDITIONING COMPRESSOR

RXP7551



RXP7551

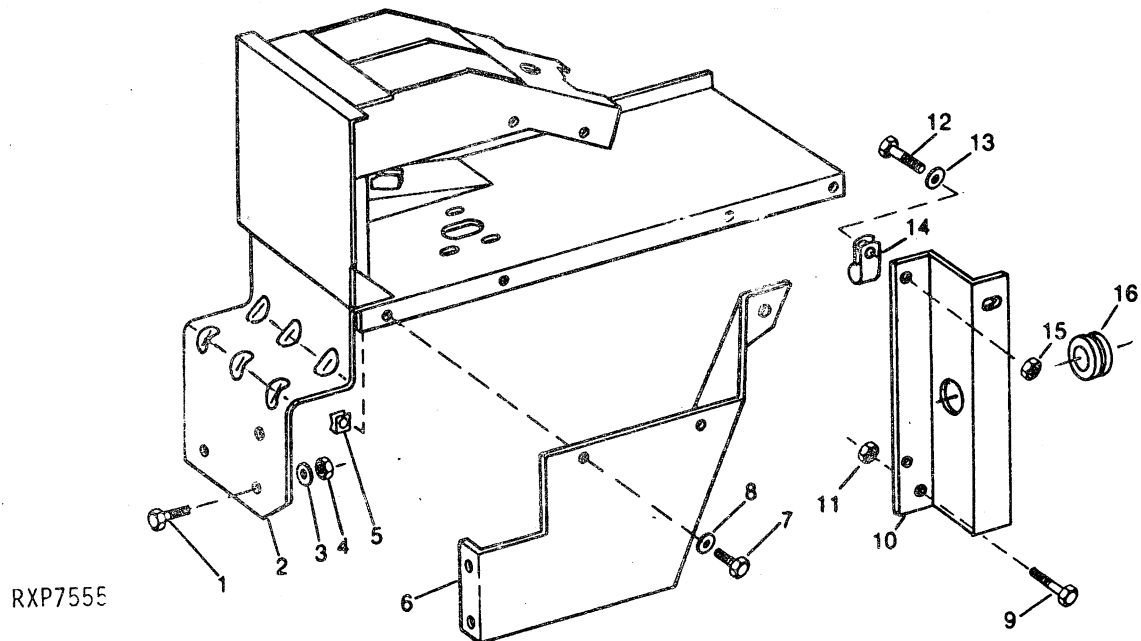
AIR CONDITIONING COMPRESSOR - CONTINUED

KEY	PART NO.	PART NAME	QTY	CHASSIS SERIAL NO.	1 1 8 0 2 0 0 0 0 0 0			REMARKS
1	R98901	BOLT	1	XXXXXX-	X	X	X	SHOULDER
2	R98904	BUSHING	1	XXXXXX-	X	X	X	IDLER
3	R94275	PULLEY	1	XXXXXX-	X	X	X	IDLER
4	R98902	BUSHING	1	XXXXXX-	X	X	X	
5	R98900	ECCENTRIC	1	XXXXXX-	X	X	X	
6	RE37766	KIT	1	XXXXXX-	X	X	X	IDLER (INCLUDES KEY 13)
7	19H1800	CAP SCREW	2		X	X	X	3/8" X 1-1/2"
8	12H304	LOCK WASHER	7		X	X	X	3/8"
9	19H1801	CAP SCREW	2		X	X	X	3/8" X 2"
10	19H1925	CAP SCREW	1		X	X	X	3/8" X 4-1/4"
11	R94277	SUPPORT	1		X	X	X	FRONT
12	14H812	NUT	4		X	X	X	3/8"
13	R94276	BUSHING	1		X	X	X	
14	12H292	LOCK WASHER	1		X	X	X	1/2"
15	19H2441	CAP SCREW	1		X	X	X	1/2" X 1-3/4"
16	R98903	BELT	1	XXXXXX-	X	X	X	A/C DRIVE (60") (DAYCO 17600 OR GATES 9600)
17	19H2055	CAP SCREW	1		X	X	X	7/16" X 2-1/4"
18	12H293	LOCK WASHER	1		X	X	X	7/16"
19	19H1805	CAP SCREW	1		X	X	X	1/2" X 2-1/4"
20	12H301	LOCK WASHER	1		X	X	X	1/2"
21	R94278	SUPPORT	1		X	X	X	REAR
22	19H1944	CAP SCREW	2		X	X	X	3/8" X 2-3/4"
23	RW24559	KIT	1		X	X	X	A/C MOUNTING
24	BELT	1	-XXXXXX	X	X	X	AC DRIVE 59", (ORDER RE37766 AND R98903)
25	BOLT	1	-XXXXXX	X	X	X	(ORDER RE37766 AND R98903)
26	ECCENTRIC	1	-XXXXXX	X	X	X	(ORDER RE37766 AND R98903)
27	COMPRESSOR	1		X	X	X	
..	RE37767	KIT	1		X	X	X	BOLT (INCLUDES KEYS 7, 8, 9, 10, 12, 14, 15, 17, 19, 20 AND 22)
..	RE37741	VAPOR CONDENSER	1	XXXXXX-	X	X	X	(A)
..	R66587	BUSHING	4	XXXXXX-	X	X	X	(A)
..	19H1800	CAP SCREW	4	XXXXXX-	X	X	X	(A)
..	12H331	LOCK WASHER	4	XXXXXX-	X	X	X	(A)

(A) SERIAL NO. 001701- (RV800); 012301- (RV1000); 003701- (RV1200)

RXP7555

CONTROL SUPPORT



KEY	PART NO.	PART NAME	QTY	CHASSIS SERIAL NO.	1 8 0 0 0	1 0 0 0 0	REMARKS
1	19H1777	CAP SCREW	2		X	X	1/2" X 1-3/4"
2	RW22541	SUPPORT	1	-XXXXXX	X	X	(SUB RE38993, R99465, 19H1905, 24H1136 AND T25249)
	RE38993	SUPPORT	1	XXXXXX-	X	X	(SUB FOR RE32642)
3	R90557	LOCK WASHER	2		X	X	CONED
4	R93746	LOCK NUT	2		X	X	1/2"
5	R87710	CLIP	5		X	X	SPRING
6	R86980	BRACE	1		X	X	
7	19H1905	CAP SCREW	5		X	X	5/16" X 1"
8	24H1136	WASHER	5		X	X	11/32" X 11/16" X 0.060"
9	19H1792	CAP SCREW	2		X	X	1/2" X 1"
10	R99465	BRACE	1		X	X	(SUB FOR R94433)
11	R93746	LOCK NUT	2		X	X	1/2"
12	19H1948	CAP SCREW	1		X	X	1/4" X 3/4"
13	24H1287	WASHER	1		X	X	9/32" X 5/8" X 0.060"
14	T13814	CLAMP	1		X	X	
15	M63707	LOCK NUT	1		X	X	1/4"
16	R41440	GROMMET	1		X	X	
..	R46663	SEALANT	AR		X	X	BOX OF 60 FOOT

L16

VEHICLE CHASSIS

NUMERICAL INDEX

PART NO.	GRID	KEY	PAGE	PART NO.	GRID	KEY	PAGE	PART NO.	GRID	KEY	PAGE
AA34748	E9	22	60-15	B6TZ-4635B	D8	1	50-19	C7AZ-7E206A	C17	29	50-3
AA34748	E13	27	60-19	B7C-2457A	E24	31	60-31	C7ZZ-7B488A	C21	9	50-7
AA34748	E17	30	60-23	B7C-2461A	E24	2	60-31	C8AZ-7A103B	C17	7	50-3
AH87142	A25	18	20-14	B7T-7583A	E24	29	60-31	C8AZ-7A548C	C21	7	50-7
AH87142	B9	4	30-9	B9T-2634B	E19	6	60-25	C8AZ-7B164H	C21	13	50-7
AH87142	B19	23	30-19	B9T-2749A	E19	11	60-25	C8AZ-7C099A	C21	6	50-7
AH87142	B23	23	30-21	B9TZ-2A636A	E19	8	60-25	C8AZ-7D403A	C23	63	50-9
AH87142	D1	3	50-12	B9TZ-2A710D	E19	13	60-25	C8SZ-7986A	C17	3	50-3
AH87142	F2	20	60-33	C0TZ-13A024A	C6	13	40-5	C8TZ-17297A	D1	9	50-12
AH87142	F4	6	60-35	C1TT-2857L	E20	24	60-26	C8TZ-17297A	D2	17	50-13
AM31284	C6	8	40-5	C1TT-2857L	E22	23	60-29	C9AZ-7A108A	C17	6	50-3
AR108448	F17	10	70-5	C1TZ-2A309A	E24	17	60-31	C9AZ-7A108A	C21	2	50-7
AR21836	E2	5	60-7	C1067R	E20	17	60-26	C9AZ-7A248B	C17	4	50-3
AR21836	E9	35	60-15	C1067R	E22	30	60-29	C9AZ-7A262B	C21	8	50-7
AR21836	E11	21	60-17	C13051	A25	13	20-14	C9AZ-7D044A	C21	5	50-7
AR21836	E13	18	60-19	C2AZ-7A248A	C17	5	50-3	C9AZ-7D090A	C21	33	50-7
AR21836	E15	39	60-21	C4AZ-7D011A	C23	71	50-9	C9AZ-7D164A	C23	49	50-9
AR21836	E17	9	60-23	C4AZ-7D218B	C23	68	50-9	C9AZ-7D171A	C23	43	50-9
AR21836	E18	3	60-24	C4AZ-7D227A	C17	36	50-3	C9AZ-7D414A	C24	11	50-10
AR21837	B11	24	30-11	C6AZ-7A136A	C17	22	50-3	C9AZ-7D417A	C24	10	50-10
AR21837	B13	16	30-13	C6AZ-7A153A	C23	50	50-9	C9AZ-7D422A	C23	47	50-9
AR21837	B15	14	30-15	C6AZ-7A166B	C21	37	50-7	C9PZ-8620AH	A18	1	20-7
AR21837	B17	14	30-17	C6AZ-7A166B	C23	52	50-9	C9PZ-8620F	A18	1	20-7
AR21837	E2	8	60-7	C6AZ-7A178A	C17	27	50-3	D0AZ-7A089A	C23	45	50-9
AR21837	E11	3	60-17	C6AZ-7A191B	C17	41	50-3	D0AZ-7D261B	C19	68	50-5
AR21837	E15	5	60-21	C6AZ-7A527A	C21	10	50-7	D0AZ-7034B	C17	17	50-3
AR21837	E15	12	60-21	C6AZ-7B066A	C21	20	50-7	D0TZ-17285C	C19	60	50-5
AR21837	E15	32	60-21	C6AZ-7B066B	C21	14	50-7	D0TZ-7A011A	C19	62	50-5
AR21837	E18	5	60-24	C6AZ-7B066C	C23	56	50-9	D0TZ-7A011A	C23	65	50-9
AR21839	A14	9	20-2	C6AZ-7B067B	C23	46	50-9	D0TZ-7A039B	C19	54	50-5
AR21839	A22	6	20-11	C6AZ-7B258A	C17	7	50-3	D0TZ-7085A	C19	61	50-5
AR21839	E11	4	60-17	C6AZ-7B442A	C21	12	50-7	D0TZ-7086A	C19	59	50-5
AR21839	E15	7	60-21	C6AZ-7B442A	C21	19	50-7	D1AZ-7D028A	C17	16	50-3
AR21840	A20	14	20-9	C6AZ-7B442B	C23	57	50-9	D2AZ-7B426A	C17	49	50-3
AR21840	A22	19	20-11	C6AZ-7C096A	C21	16	50-7	D2AZ-7017A	C21	1	50-7
AR26724	E9	30	60-15	C6AZ-7C232A	C23	73	50-9	D3AZ-7F006B	C17	51	50-3
AR26724	E13	29	60-19	C6AZ-7D000A	C23	75	50-9	D3HZ-2648B	E19	4	60-25
AR30110	E9	20	60-15	C6AZ-7D000B	C23	75	50-9	D3TZ-11650A	C6	11	40-5
AR30110	E13	15	60-19	C6AZ-7D006B	C23	53	50-9	D3TZ-13305B	E4	5	60-9
AR48236	B11	44	30-11	C6AZ-7D014A	C21	3	50-7	D3TZ-2A663D	E20	20	60-26
AR48236	B19	3	30-19	C6AZ-7D014B	C21	3	50-7	D3TZ-2A663D	E22	21	60-29
AR48236	B19	32	30-19	C6AZ-7D014C	C21	3	50-7	D3TZ-2614A	E19	3	60-25
AR48236	B23	3	30-21	C6AZ-7D014D	C21	3	50-7	D3TZ-2857A	E20	23	60-26
AR48236	B23	32	30-21	C6AZ-7D014E	C21	3	50-7	D3TZ-2857A	E22	24	60-29
AR48499	A20	5	20-9	C6AZ-7D019A	C21	29	50-7	D3TZ-7A102C	C17	37	50-3
AR48499	A20	16	20-9	C6AZ-7D025A	C17	14	50-3	D3TZ-7B368A	C23	74	50-9
AR48499	A22	10	20-11	C6AZ-7D025A	C21	4	50-7	D3TZ-7089B	C19	63	50-5
AR48499	A22	23	20-11	C6AZ-7D029C	C17	24	50-3	D4AZ-7D026A	C17	12	50-3
AR48499	B11	20	30-11	C6AZ-7D063A	C21	40	50-7	D4HZ-4342A	D6	16	50-17
AR48499	B13	12	30-13	C6AZ-7D064A	C21	41	50-7	D4HZ-4342A	D8	15	50-19
AR74411	C6	15	40-5	C6AZ-7D066A	C21	42	50-7	D4HZ-4343B	D6	17	50-17
AR74411	C8	4	40-7	C6AZ-7D070B	C24	13	50-10	D4HZ-4343B	D8	16	50-19
AR74411	C8	5	40-7	C6AZ-7D071A	C24	14	50-10	D4HZ-4841D	D6	18	50-17
AR77962	B19	40	30-19	C6AZ-7D167A	C17	44	50-3	D4HZ-4841D	D8	17	50-19
AR77962	B23	40	30-21	C6AZ-7D234A	C21	31	50-7	D4MY-10718A	C4	22	40-3
AT13740	A20	1	20-9	C6AZ-7D235A	C21	32	50-7	D4TZ-7A377A	C17	50	50-3
AT13740	A22	9	20-11	C6AZ-7D236A	C21	30	50-7	D5AZ-7A098B	C17	39	50-3
AT35120	E9	24	60-15	C6AZ-7D256B	C21	24	50-7	D5AZ-7A398A	C21	38	50-7
AT35120	E13	21	60-19	C6AZ-7D418A	C24	9	50-10	D5AZ-7B498A	C19	71	50-5
AT35120	E15	25	60-21	C6AZ-7D430C	C17	26	50-3	D5AZ-7B498A	C24	3	50-10
AT39043	C8	3	40-7	C6AZ-7D433A	C17	32	50-3	D5AZ-7D080A	C17	47	50-3
AT46962	E9	3	60-15	C6AZ-7E062A	C17	38	50-3	D5HZ-9F441A	C10	9	40-9
A3376R	E9	15	60-15	C6AZ-7086A	C19	53	50-5	D5TZ-7D024B	C17	13	50-3
A3376R	E13	3	60-19	C6TZ-9697A	B3	2	30-3	D5UZ-6030A	F17	1	70-5
A3376R	E20	3	60-26	C6VY-7330A	C17	30	50-3	D5UZ-6038E	F17	4	70-5
B30963	F25	31	70-13	C7AZ-7D220A	C23	70	50-9	D5UZ-7A394A	C19	75	50-5
B6TZ-4635B	D6	1	50-17	C7AZ-7D404A	C23	64	50-9	D6AZ-7A262A	C21	25	50-7

NUMERICAL INDEX - CONTINUED

PART NO.	GRID	KEY	PAGE	PART NO.	GRID	KEY	PAGE	PART NO.	GRID	KEY	PAGE
D6AZ-7A548A	C21	26	50-7	E1AZ-9341B	C6	16	40-5	E6UZ-9276A	B11	26	30-11
D6AZ-7B067A	C21	35	50-7	E1TZ-10756C	C4	21	40-3	E7DZ-9B593A	B11	29	30-11
D6AZ-7B164A	C23	58	50-9	E1TZ-11654A	C6	10	40-5	E7DZ-9B593A	B13	21	30-13
D6AZ-7C391D	C19	..	50-5	E1TZ-9D821A	C2	7	40-1	E7TZ-7A247B	C19	73	50-5
D6AZ-7D100A	C17	35	50-3	E1UZ-9E724C	C10	10	40-9	E8TZ-4676A	D14	21	50-25
D6AZ-7D392A	C21	36	50-7	E1ZZ-7065A	C19	57	50-5	H32146	E17	4	60-23
D6AZ-7D406A	C23	61	50-9	E2PZ-10316A	C4	25	40-3	H32147	F19	15	70-7
D6TZ-2A703A	E19	12	60-25	E2TZ-3530B	E4	17	60-9	H32147	F19	16	70-7
D6TZ-7A233-A	C23	79	50-9	E2TZ-9A825H	C2	13	40-1	H34533	E17	19	60-23
D6TZ-7A233A	C24	17	50-10	E3EC-9B076AA	B11	30	30-11	H65108	E22	11	60-29
D6TZ-7060A	C23	67	50-9	E3EC-9B076AA	B13	22	30-13	H75541	E15	28	60-21
D7AZ-19590A	F6	..	60-37	E3HZ-6766A	A14	1	20-2	H77698	B3	..	30-3
D7AZ-7D021A	C17	15	50-3	E3TZ-4209S	D10	10	50-21	H80115	E2	6	60-7
D7AZ-7D027A	C17	11	50-3	E3TZ-6A642B	A15	3	20-3	H80440	F25	31	70-13
D7AZ-7D273B	C17	46	50-3	E3TZ-6A642B	C25	11	50-11	H85092	E4	4	60-9
D7TZ-7A020B	C17	19	50-3	E3UZ-3A732A	D22	8	60-2	H86401	A22	1	20-11
D7UZ-9B676A	B3	13	30-3	E3UZ-3A732A	E6	8	60-12	H96253	E24	24	60-31
D8AZ-7A380A	C17	48	50-3	E3UZ-3A733C	D21	2	60-1	JD7444	F6	20	60-37
D8AZ-7D402A	C23	62	50-9	E3UZ-3A733C	E5	2	60-10	JD7798	F21	3	70-9
D8AZ-7E085A	C21	21	50-7	E3UZ-3C511A	E6	1	60-12	JD7806	D25	11	60-5
D8AZ-7E085A	C23	59	50-9	E3UZ-7A247A	C19	73	50-5	JD8138	F6	19	60-37
D8TZ-7A228B	C17	18	50-3	E4HZ-2A525B	E24	9	60-31	JD8285	F6	27	60-37
D8UZ-19732A	C4	19	40-3	E4HZ-2429A	E24	21	60-31	JD8968	F6	29	60-37
D8UZ-7C063D	C23	69	50-9	E4HZ-7506A	E24	3	60-31	K40003	A24	14	20-13
D8UZ-9A626A	B3	6	30-3	E4TZ-10B924A	C6	2	40-5	K40003	B7	6	30-7
D9AZ-6731A	A13	5	20-1	E4TZ-11582B	E4	20	60-9	K40003	B9	1	30-9
D9AZ-6731A	A15	14	20-3	E4TZ-8600C	A20	9	20-9	K40003	B15	2	30-15
D9AZ-6731A	A16	5	20-4	E4TZ-8600C	A22	14	20-11	K40003	B17	2	30-17
D9AZ-7A360A	C21	28	50-7	E4TZ-9C392A	C8	5	40-7	K40003	B19	29	30-19
D9AZ-7B070A	C21	23	50-7	E4UZ-10876A	C6	7	40-5	K40003	B23	29	30-21
D9AZ-7B415A	D4	4	50-15	E4UZ-9D845A	C2	3	40-1	K40003	C4	29	40-3
D9AZ-7D034B	C17	25	50-3	E4ZZ-9278A	A14	6	20-2	K40003	E4	11	60-9
D9AZ-9C966A	C2	6	40-1	E5HZ-2K806C	E11	25	60-17	K40003	E17	24	60-23
D9AZ-9G297C	B9	18	30-9	E5HZ-2N148C	E11	7	60-17	K40003	E18	19	60-24
D9TZ-4800A	D6	20	50-17	E5HZ-9B593A	B11	36	30-11	K40003	E24	23	60-31
D9TZ-4800A	D8	21	50-19	E5HZ-9G427B	A17	3	20-5	K40003	F4	17	60-35
D9UZ-14305B	C4	26	40-3	E5HZ-9J588A	B11	37	30-11	K40003	F25	41	70-13
EAA-6572A	C24	8	50-10	E5HZ-9N005A	B11	28	30-11	K40014	F17	3	70-5
EOSZ-7341B	C24	1	50-10	E5HZ-9N005A	B11	35	30-11	M42830	E17	15	60-23
EOTZ-7A115A	C24	4	50-10	E5PZ-9A586HA	A13	1	20-1	M43390	A24	16	20-13
EOTZ-7A256B	C24	2	50-10	E5TE-9C987FD	B9	16	30-9	M47566	B19	7	30-19
EOTZ-7A441A	C24	12	50-10	E5TZ-11666A	C6	12	40-5	M47566	B23	7	30-21
EOTZ-7D411A	C24	7	50-10	E5TZ-12B514A	C6	1	40-5	M47566	D1	3	50-12
E0AZ-7B164A	C21	18	50-7	E5TZ-3A697B	E2	2	60-7	M47566	D2	4	50-13
E0AZ-9D843A	C2	2	40-1	E5TZ-3B584	D21	..	60-1	M47566	D15	3	50-26
E0AZ-9278A	A14	7	20-2	E5TZ-3B584	E5	..	60-10	M47566	D16	3	50-27
EOHT-2598-AA	E19	14	60-25	E5TZ-6068K	D1	10	50-12	M47566	D17	3	50-28
EOHZ-17322DA	D2	16	50-13	E5TZ-7A194C	C17	42	50-3	M47566	D18	3	50-29
E0SZ-7341B	D4	5	50-15	E5TZ-7902D	C17	1	50-3	M47566	F2	8	60-33
E0SZ-7341B	D4	10	50-15	E5TZ-9A603A	B3	8	30-3	M47566	F4	6	60-35
E0TZ-4204E	D10	27	50-21	E5TZ-9B736A	C2	9	40-1	M63707	A14	4	20-2
E0TZ-7A024A	D4	11	50-15	E5TZ-9B963A	B9	17	30-9	M63707	A15	4	20-3
E0TZ-7A115A	C19	70	50-5	E5TZ-9B963B	B9	12	30-9	M63707	A17	1	20-5
E0TZ-7A256B	C19	72	50-5	E5TZ-9G427D	A17	3	20-5	M63707	A20	19	20-9
E0TZ-7A261A	C19	67	50-5	E5UZ-14289B	C10	3	40-9	M63707	A24	9	20-13
E0TZ-7C431A	D4	12	50-15	E5UZ-14289C	C10	3	40-9	M63707	A25	1	20-14
E0TZ-7326D	C17	36	50-3	E5UZ-6A868B	A14	10	20-2	M63707	A25	21	20-14
E0TZ-9C735A	C2	14	40-1	E5UZ-9600G	B3	3	30-3	M63707	B15	1	30-15
E0TZ-9C792A	C2	4	40-1	E6DZ-3A006A	E2	3	60-7	M63707	B17	1	30-17
E0TZ-9D726A	C2	15	40-1	E6JL-9C376AA	A13	2	20-1	M63707	B19	6	30-19
E0UZ-7A100A	C17	36	50-3	E6JL-9N510AA	A13	3	20-1	M63707	B19	22	30-19
E0UZ-7D273A	C17	46	50-3	E6JL-9510AB	A13	1	20-1	M63707	B19	35	30-19
E0UZ-7005A	C17	21	50-3	E6JL-9510BA	A13	1	20-1	M63707	B23	6	30-21
E0UZ-9A675A	B3	5	30-3	E6PZ-94A586C	A13	1	20-1	M63707	B23	22	30-21
E0UZ-9C985C	B9	7	30-9	E6UA7200G99A	E4	15	60-9	M63707	B23	35	30-21
E0UZ-9D665A	B9	5	30-9	E6UZ-3600A	E4	3	60-9	M63707	C4	13	40-3
E1AZ-9341B	C4	3	40-3	E6UZ-9C736A	C2	16	40-1	M63707	C25	3	50-11

NUMERICAL INDEX - CONTINUED

PART NO.	GRID	KEY	PAGE	PART NO.	GRID	KEY	PAGE	PART NO.	GRID	KEY	PAGE
M63707	E2	1	60-7	RE32643	E17	3	60-23	RE35599	E11	39	60-17
M63707	E2	31	60-7	RE32684	C4	30	40-3	RE35806	F19	3	70-7
M63707	E11	15	60-17	RE32857	F2	2	60-33	RE35813	F19	20	70-7
M63707	E11	20	60-17	RE32858	F2	1	60-33	RE35813	F19	27	70-7
M63707	E11	44	60-17	RE32858	F4	1	60-35	RE35845	F2	1	60-33
M63707	E11	53	60-17	RE32944	B13	6	30-13	RE35845	F4	1	60-35
M63707	E15	19	60-21	RE32944	B19	2	30-19	RE35870	D8	18	50-19
M63707	E17	14	60-23	RE32944	B23	2	30-21	RE35871	D8	13	50-19
M63707	F2	25	60-33	RE32994	B11	5	30-11	RE35883	B19	30	30-19
M63707	F4	13	60-35	RE32994	B17	24	30-17	RE35890	C6	7	40-5
M63707	G7	15	90-4	RE33121	F2	24	60-33	RE35955	B13	6	30-13
M64832	D1	13	50-12	RE33145	A20	8	20-9	RE35955	B15	24	30-15
M64832	D2	21	50-13	RE33145	A22	13	20-11	RE35959	F19	20	70-7
M64832	D8	10	50-19	RE33187	E15	29	60-21	RE35959	F19	27	70-7
M64832	D22	6	60-2	RE33193	E24	4	60-31	RE35975	F21	..	70-9
M64832	D23	7	60-3	RE33358	A20	3	20-9	RE36264	C6	7	40-5
M64832	E6	6	60-12	RE33367	F23	11	70-11	RE36265	C6	7	40-5
M64832	E7	8	60-13	RE33490	B15	12	30-15	RE36442	D1	10	50-12
M64832	E9	6	60-15	RE33490	B17	12	30-17	RE36442	D2	18	50-13
M64832	E11	28	60-17	RE33490	B19	6	30-19	RE36491	D15	1	50-26
M64832	E13	10	60-19	RE33490	B19	22	30-19	RE36491	D16	1	50-27
M64832	E20	10	60-26	RE33490	B19	45	30-19	RE36491	D17	1	50-28
M64832	E22	18	60-29	RE33490	B23	6	30-21	RE36491	D18	1	50-29
M64832	E24	5	60-31	RE33490	B23	22	30-21	RE36491	F4	24	60-35
M64832	F17	9	70-5	RE33490	B23	45	30-21	RE36491	F4	25	60-35
M64832	F19	9	70-7	RE33490	D1	15	50-12	RE36530	C6	7	40-5
M64832	F19	43	70-7	RE33490	D15	2	50-26	RE36531	C6	7	40-5
M89640	B11	43	30-11	RE33490	D16	2	50-27	RE36532	C6	7	40-5
M89640	B13	20	30-13	RE33490	D17	2	50-28	RE36566	B23	30	30-21
M89640	B15	20	30-15	RE33490	D18	2	50-29	RE36572	F19	18	70-7
M89640	B17	20	30-17	RE33490	E2	26	60-7	RE36573	F19	18	70-7
N150286	E17	16	60-23	RE33490	F2	9	60-33	RE36574	F19	18	70-7
N189096	F19	28	70-7	RE33490	F4	7	60-35	RE36840	A20	8	20-9
N191985	E18	17	60-24	RE33490	F4	23	60-35	RE36840	A22	13	20-11
O1T-7077	D6	15	50-17	RE33490	F19	1	70-7	RE36972	A18	5	20-7
O1T-7077	D8	14	50-19	RE33490	F23	3	70-11	RE37507	D2	1	50-13
P46404	E22	25	60-29	RE33491	B3	9	30-3	RE37508	D2	2	50-13
P51212	E11	55	60-17	RE33491	B5	5	30-5	RE37542	F23	11	70-11
P51212	E15	34	60-21	RE33491	B7	20	30-7	RE37578	D14	20	50-25
P51212	E18	12	60-24	RE33491	B11	8	30-11	RE37580	D14	5	50-25
RE12330	C12	14	40-11	RE33491	B11	19	30-11	RE37581	D14	3	50-25
RE12331	C12	12	40-11	RE33491	F15	2	70-3	RE37582	D14	4	50-25
RE12332	C12	18	40-11	RE33491	F19	2	70-7	RE37583	D14	..	50-25
RE12333	C12	21	40-11	RE33492	B5	14	30-5	RE37584	D14	16	50-25
RE12334	C12	8	40-11	RE33492	D6	8	50-17	RE37585	D14	6	50-25
RE12362	C12	4	40-11	RE33492	D6	22	50-17	RE37586	D14	6	50-25
RE12363	C12	11	40-11	RE33492	D8	12	50-19	RE37588	D14	7	50-25
RE12364	C12	16	40-11	RE33492	F15	16	70-3	RE37589	D14	7	50-25
RE12365	C12	20	40-11	RE33493	F15	6	70-3	RE37591	D14	9	50-25
RE12366	C12	25	40-11	RE33493	F15	12	70-3	RE37592	D14	10	50-25
RE28873	E11	49	60-17	RE33494	D25	6	60-5	RE37593	D14	..	50-25
RE28873	E11	51	60-17	RE33686	B13	6	30-13	RE37595	D14	15	50-25
RE30218	C8	4	40-7	RE33686	B15	24	30-15	RE37596	D14	13	50-25
RE30220	C8	1	40-7	RE33717	E5	1	60-10	RE37597	D14	14	50-25
RE30221	C8	1	40-7	RE33722	E13	31	60-19	RE37598	D10	28	50-21
RE30222	C8	2	40-7	RE33896	F4	3	60-35	RE37599	D10	6	50-21
RE30223	C8	2	40-7	RE34001	E15	27	60-21	RE37601	D10	26	50-21
RE31462	E9	4	60-15	RE34008	E4	18	60-9	RE37604	D10	10	50-21
RE31575	C8	6	40-7	RE34092	E13	12	60-19	RE37605	D10	10	50-21
RE31746	D25	3	60-5	RE34093	E20	11	60-26	RE37608	D10	11	50-21
RE31909	E17	2	60-23	RE34095	E17	21	60-23	RE37609	D10	11	50-21
RE31970	E17	1	60-23	RE34096	E17	20	60-23	RE37610	D10	16	50-21
RE32216	A22	5	20-11	RE35321	C6	12	40-5	RE37611	D10	21	50-21
RE32217	A20	2	20-9	RE35332	C6	10	40-5	RE37612	D10	24	50-21
RE32217	A22	4	20-11	RE35350	D10	..	50-21	RE37613	D10	13	50-21
RE32642	G7	2	90-4	RE35354	B15	19	30-15	RE37614	D10	23	50-21
RE32643	D4	16	50-15	RE35354	B17	19	30-17	RE37694	C6	7	40-5

NUMERICAL INDEX - CONTINUED

PART NO.	GRID	KEY	PAGE	PART NO.	GRID	KEY	PAGE	PART NO.	GRID	KEY	PAGE
RE37695	C10	1	40-9	RW22421	B13	2	30-13	RW23506	B19	13	30-19
RE37696	C8	6	40-7	RW22478	A14	2	20-2	RW23506	B23	13	30-21
RE37726	D10	..	50-21	RW22479	A24	6	20-13	RW23508	B19	19	30-19
RE37739	D14	..	50-25	RW22480	A25	5	20-14	RW23508	B23	19	30-21
RE37739	D15	7	50-26	RW22485	B11	14	30-11	RW23513	B19	16	30-19
RE37739	D16	7	50-27	RW22507	D25	3	60-5	RW23513	B23	16	30-21
RE37739	D17	7	50-28	RW22509	E24	18	60-31	RW23515	B23	10	30-21
RE37739	D18	7	50-29	RW22513	D4	9	50-15	RW23526	F4	3	60-35
RE37741	G6	..	90-3	RW22541	G7	2	90-4	RW23528	B19	5	30-19
RE37760	A18	2	20-7	RW22543	F25	24	70-13	RW23528	B23	5	30-21
RE37766	G6	6	90-3	RW22544	F25	24	70-13	RW23530	B19	20	30-19
RE37766	G6	24	90-3	RW22546	F17	10	70-5	RW23530	B23	20	30-21
RE37766	G6	25	90-3	RW22547	E24	4	60-31	RW23537	F4	3	60-35
RE37766	G6	26	90-3	RW22548	F25	24	70-13	RW23542	F4	3	60-35
RE37767	G6	..	90-3	RW22549	F25	24	70-13	RW23547	B11	6	30-11
RE37867	F12	11	60-43	RW22616	F23	11	70-11	RW23552	B11	21	30-11
RE37941	B23	30	30-21	RW22617	E20	5	60-26	RW23552	B13	13	30-13
RE37972	C6	9	40-5	RW22617	E22	16	60-29	RW23557	C8	4	40-7
RE37987	A24	6	20-13	RW22652	F19	20	70-7	RW23559	E4	1	60-9
RE38136	D2	16	50-13	RW22653	F19	20	70-7	RW23561	E4	15	60-9
RE38335	B11	5	30-11	RW22653	F19	27	70-7	RW23566	A25	7	20-14
RE38335	B13	6	30-13	RW22833	C10	5	40-9	RW23567	A25	6	20-14
RE38335	B17	24	30-17	RW22833	C10	6	40-9	RW23568	A25	8	20-14
RE38473	A25	4	20-14	RW22833	C10	7	40-9	RW23577	C6	17	40-5
RE38641	D8	18	50-19	RW22833	C10	8	40-9	RW23594	C6	9	40-5
RE38642	D6	19	50-17	RW22835	C10	4	40-9	RW23596	C8	6	40-7
RE38642	D8	18	50-19	RW22983	D10	6	50-21	RW23600	A20	7	20-9
RE38643	D6	19	50-17	RW22985	D10	9	50-21	RW23604	B5	1	30-5
RE38644	D6	13	50-17	RW22986	D10	5	50-21	RW23604	B7	1	30-7
RE38746	E9	31	60-15	RW22987	D10	20	50-21	RW23607	B5	12	30-5
RE38832	B23	1	30-21	RW22987	D14	12	50-25	RW23607	B7	25	30-7
RE38837	B13	6	30-13	RW23005	F10	21	60-41	RW23608	B5	11	30-5
RE38837	B15	24	30-15	RW23006	F10	28	60-41	RW23608	B7	24	30-7
RE38838	B11	5	30-11	RW23007	F10	28	60-41	RW23617	C6	7	40-5
RE38838	B13	6	30-13	RW23010	F10	21	60-41	RW23620	C13	2	40-12
RE38838	B17	24	30-17	RW23025	B11	5	30-11	RW23622	C2	5	40-1
RE38993	G7	2	90-4	RW23034	A14	15	20-2	RW23628	C2	11	40-1
RE39010	D21	1	60-1	RW23040	D12	1	50-23	RW23629	C2	10	40-1
RE39016	C4	16	40-3	RW23041	D12	35	50-23	RW23629	C13	3	40-12
RE39017	C4	14	40-3	RW23044	F8	8	60-39	RW23638	D10	..	50-21
RE39171	D6	19	50-17	RW23045	F8	8	60-39	RW23639	C4	20	40-3
RE39171	D8	18	50-19	RW23049	A20	2	20-9	RW23640	F21	..	70-9
RE39171	D15	13	50-26	RW23050	C25	1	50-11	RW23649	C4	24	40-3
RE39171	D17	13	50-28	RW23051	C25	2	50-11	RW23651	C4	4	40-3
RE39171	D18	13	50-29	RW23258	A13	1	20-1	RW23657	G2	2	80-1
RE39172	D6	19	50-17	RW23259	A13	1	20-1	RW23658	G2	2	80-1
RE39172	D16	13	50-27	RW23260	A13	2	20-1	RW23660	E4	14	60-9
RE39173	D6	13	50-17	RW23261	A13	3	20-1	RW23661	B9	21	30-9
RE39758	D8	13	50-19	RW23339	F23	6	70-11	RW23662	B19	15	30-19
RE39759	D8	13	50-19	RW23444	F2	14	60-33	RW23662	B23	15	30-21
RE39759	D18	14	50-29	RW23446	F2	24	60-33	RW23668	F2	10	60-33
RE39760	D8	13	50-19	RW23450	F4	8	60-35	RW23669	B19	21	30-19
RE39760	D17	14	50-28	RW23452	F4	20	60-35	RW23669	B23	21	30-21
RE39761	D6	9	50-17	RW23454	F4	29	60-35	RW23670	B19	21	30-19
RE39764	C4	20	40-3	RW23461	F2	23	60-33	RW23670	B23	21	30-21
RE39888	D2	2	50-13	RW23461	F4	30	60-35	RW23671	B19	21	30-19
RE39953	E5	1	60-10	RW23463	F2	15	60-33	RW23671	B23	21	30-21
RE40080	A13	4	20-1	RW23463	F4	9	60-35	RW23672	B19	18	30-19
RE40329	C6	7	40-5	RW23465	F4	24	60-35	RW23672	B23	18	30-21
RE40330	A14	6	20-2	RW23466	F2	11	60-33	RW23673	B19	18	30-19
RE40330	C6	7	40-5	RW23466	F4	2	60-35	RW23673	B23	18	30-21
RE40333	C6	7	40-5	RW23484	F4	20	60-35	RW23674	B19	18	30-19
RE40334	A14	6	20-2	RW23486	F4	29	60-35	RW23674	B23	18	30-21
RE40334	C6	7	40-5	RW23490	F4	36	60-35	RW23675	F19	5	70-7
RW13326	A25	18	20-14	RW23491	F4	35	60-35	RW23676	A14	8	20-2
RW22421	B11	2	30-11	RW23503	B19	12	30-19	RW23677	A14	5	20-2
RW22421	B11	11	30-11	RW23503	B23	12	30-21	RW23685	B19	2	30-19

NUMERICAL INDEX - CONTINUED

PART NO.	GRID	KEY	PAGE	PART NO.	GRID	KEY	PAGE	PART NO.	GRID	KEY	PAGE
RW23686	B19	1	30- 19	RW23827	C6	14	40- 5	RW23960	F6	23	60- 3
RW23687	A13	..	20- 1	RW23830	A18	3	20- 7	RW23961	F6	22	60- 3
RW23687	B19	..	30- 19	RW23832	A18	4	20- 7	RW23961	F8	6	60- 3
RW23687	B23	..	30- 21	RW23834	D21	1	60- 1	RW23961	F12	3	60- 4
RW23689	A20	8	20- 9	RW23835	E5	1	60- 10	RW23962	F6	37	60- 3
RW23691	B3	10	30- 3	RW23837	E9	14	60- 15	RW23963	F6	37	60- 3
RW23696	B3	1	30- 3	RW23838	E11	39	60- 17	RW23964	F6	3	60- 3
RW23700	A20	3	20- 9	RW23843	C6	3	40- 5	RW23964	F8	37	60- 3
RW23717	F4	15	60- 35	RW23848	A15	11	20- 3	RW23964	F12	31	60- 4
RW23718	B9	22	30- 9	RW23849	A15	11	20- 3	RW23965	D1	5	50- 1
RW23719	F4	3	60- 35	RW23850	A15	9	20- 3	RW23966	A20	21	20- 9
RW23719	F4	8	60- 35	RW23851	A15	10	20- 3	RW23968	B11	5	30- 1
RW23724	D6	9	50- 17	RW23856	E2	28	60- 7	RW23969	E4	18	60- 9
RW23725	D6	13	50- 17	RW23859	C10	2	40- 9	RW23970	F4	28	60- 3
RW23726	D6	19	50- 17	RW23860	B11	5	30- 11	RW23970	F4	34	60- 3
RW23727	D6	19	50- 17	RW23862	E9	28	60- 15	RW23973	F2	2	60- 3
RW23728	D6	19	50- 17	RW23863	E9	27	60- 15	RW23974	F2	1	60- 3
RW23729	D6	13	50- 17	RW23863	E13	25	60- 19	RW23974	F4	1	60- 3
RW23730	D6	19	50- 17	RW23864	E9	37	60- 15	RW23983	B11	6	30- 11
RW23730	D8	18	50- 19	RW23864	E11	22	60- 17	RW23984	B11	6	30- 11
RW23743	A25	4	20- 14	RW23864	E13	17	60- 19	RW23988	F19	18	70- 7
RW23747	E20	11	60- 26	RW23864	E15	14	60- 21	RW23992	C6	9	40- 5
RW23749	B5	10	30- 5	RW23864	E17	10	60- 23	RW23998	B11	27	30- 11
RW23749	B7	23	30- 7	RW23864	E17	33	60- 23	RW24003	B19	11	30- 1
RW23751	B5	8	30- 5	RW23876	C6	5	40- 5	RW24003	B23	11	30- 21
RW23751	B7	18	30- 7	RW23877	C6	5	40- 5	RW24007	D10	26	50- 21
RW23752	B5	8	30- 5	RW23878	C6	5	40- 5	RW24008	F23	17	70- 11
RW23752	B7	18	30- 7	RW23879	C6	5	40- 5	RW24009	F23	8	70- 11
RW23753	B5	8	30- 5	RW23880	C6	5	40- 5	RW24010	F23	6	70- 11
RW23753	B7	18	30- 7	RW23882	E2	27	60- 7	RW24010	F25	31	70- 13
RW23754	A20	6	20- 9	RW23883	E2	22	60- 7	RW24010	F25	32	70- 13
RW23754	A22	11	20- 11	RW23884	E9	1	60- 15	RW24010	F25	34	70- 13
RW23755	A20	15	20- 9	RW23884	E11	1	60- 17	RW24011	F23	6	70- 11
RW23756	D6	2	50- 17	RW23884	E15	35	60- 21	RW24011	F23	..	70- 11
RW23756	D8	2	50- 19	RW23885	E2	14	60- 7	RW24011	F25	31	70- 13
RW23757	D6	11	50- 17	RW23888	C13	4	40- 12	RW24011	F25	32	70- 13
RW23757	D8	20	50- 19	RW23889	C13	1	40- 12	RW24011	F25	34	70- 13
RW23760	B11	23	30- 11	RW23891	F4	30	60- 35	RW24021	F19	11	70- 7
RW23760	B13	15	30- 13	RW23892	E11	23	60- 17	RW24022	F8	9	60- 39
RW23769	B11	27	30- 11	RW23892	E17	18	60- 23	RW24023	F8	9	60- 39
RW23774	F19	27	70- 7	RW23896	B11	6	30- 11	RW24026	D12	19	50- 23
RW23778	B5	6	30- 5	RW23897	E11	31	60- 17	RW24027	D12	19	50- 23
RW23778	B7	15	30- 7	RW23902	C13	5	40- 12	RW24029	D12	11	50- 23
RW23779	B5	9	30- 5	RW23919	A14	13	20- 2	RW24030	D12	10	50- 23
RW23779	B7	16	30- 7	RW23920	C4	14	40- 3	RW24031	D12	19	50- 23
RW23780	B5	16	30- 5	RW23922	D1	4	50- 12	RW24032	D12	19	50- 23
RW23780	B7	21	30- 7	RW23924	D25	12	60- 5	RW24033	D12	19	50- 23
RW23781	F4	31	60- 35	RW23929	F4	30	60- 35	RW24034	D12	19	50- 23
RW23782	F4	31	60- 35	RW23930	D22	5	60- 2	RW24035	F21	..	70- 9
RW23785	E4	1	60- 9	RW23931	E11	11	60- 17	RW24039	D12	31	50- 23
RW23788	E9	4	60- 15	RW23931	E15	24	60- 21	RW24043	B5	3	30- 5
RW23790	B5	7	30- 5	RW23933	C4	16	40- 3	RW24043	B7	5	30- 7
RW23790	B7	14	30- 7	RW23934	C4	10	40- 3	RW24043	B7	11	30- 7
RW23793	E11	43	60- 17	RW23937	B11	22	30- 11	RW24043	B7	17	30- 7
RW23798	E9	21	60- 15	RW23937	B13	14	30- 13	RW24043	B7	..	30- 7
RW23798	E13	16	60- 19	RW23943	F23	15	70- 11	RW24059	E13	31	60- 19
RW23799	E11	42	60- 17	RW23944	F19	39	70- 7	RW24062	E9	34	60- 15
RW23800	B3	3	30- 3	RW23944	F23	20	70- 11	RW24081	D12	..	50- 23
RW23809	F19	18	70- 7	RW23945	C2	1	40- 1	RW24089	D4	9	50- 15
RW23812	F2	19	60- 33	RW23946	D25	7	60- 5	RW24160	F6	17	60- 37
RW23812	F6	4	60- 37	RW23952	F21	9	70- 9	RW24160	F8	35	60- 39
RW23812	F8	29	60- 39	RW23953	F21	9	70- 9	RW24160	F12	28	60- 43
RW23812	F12	32	60- 43	RW23955	F21	19	70- 9	RW24162	C6	9	40- 5
RW23824	C8	7	40- 7	RW23956	F21	18	70- 9	RW24163	C6	9	40- 5
RW23825	C8	8	40- 7	RW23957	F21	18	70- 9	RW24184	D8	13	50- 19
RW23826	C10	1	40- 9	RW23958	F6	28	60- 37	RW24184	D18	14	50- 29
RW23827	C6	6	40- 5	RW23959	F6	28	60- 37	RW24185	D8	13	50- 19

NUMERICAL INDEX - CONTINUED

PART NO.	GRID	KEY	PAGE	PART NO.	GRID	KEY	PAGE	PART NO.	GRID	KEY	PAGE
RW24185	D17	14	50-28	RW24339	F19	33	70-7	R100143	E9	7	60-15
RW24200	E17	7	60-23	RW24339	F23	21	70-11	R100143	E13	9	60-19
RW24222	F23	6	70-11	RW24340	F19	13	70-7	R100529	A22	12	20-11
RW24222	F25	31	70-13	RW24341	F19	13	70-7	R100768	F19	16	70-7
RW24222	F25	32	70-13	RW24342	F23	3	70-11	R100768	F19	17	70-7
RW24222	F25	34	70-13	RW24342	F25	31	70-13	R100897	A18	2	20-7
RW24236	E24	25	60-31	RW24342	F25	32	70-13	R100908	F10	20	60-41
RW24239	E18	2	60-24	RW24342	F25	34	70-13	R100908	F12	9	60-43
RW24240	E15	2	60-21	RW24343	F23	3	70-11	R100909	F10	19	60-41
RW24240	E18	21	60-24	RW24343	F25	31	70-13	R100909	F12	8	60-43
RW24241	E15	1	60-21	RW24343	F25	32	70-13	R10093	E2	15	60-7
RW24241	E18	22	60-24	RW24343	F25	34	70-13	R10093	E11	54	60-17
RW24242	A22	8	20-11	RW24344	F19	11	70-7	R10093	E15	36	60-21
RW24243	A16	2	20-4	RW24345	F19	21	70-7	R10093	E18	10	60-24
RW24243	A22	8	20-11	RW24346	F19	21	70-7	R11278	C8	3	40-7
RW24244	A22	8	20-11	RW24346	F19	21	70-7	R26287	E9	29	60-15
RW24245	C6	7	40-5	RW24347	F19	33	70-7	R26375	E9	23	60-15
RW24246	D14	7	50-25	RW24347	F23	21	70-11	R26375	E13	14	60-19
RW24246	D15	7	50-26	RW24348	F23	11	70-11	R26448	E9	33	60-15
RW24246	D16	7	50-27	RW24349	F23	3	70-11	R26448	E13	22	60-19
RW24246	D17	7	50-28	RW24350	F23	3	70-11	R26906	E9	32	60-15
RW24246	D18	7	50-29	RW24353	F23	3	70-11	R26906	E13	24	60-19
RW24246	D6	19	50-17	RW24353	F25	32	70-13	R26906	E13	28	60-19
RW24249	D6	19	50-17	RW24360	E11	1	60-17	R26906	E17	31	60-23
RW24249	D8	18	50-19	RW24360	E15	35	60-21	R27270	E9	25	60-15
RW24249	D15	13	50-26	RW24360	E18	13	60-24	R27270	E13	23	60-19
RW24249	D17	13	50-28	RW24362	C6	3	40-5	R27270	E15	26	60-21
RW24249	D18	13	50-29	RW24367	E15	4	60-21	R27571	E24	8	60-31
RW24250	B11	42	30-11	RW24404	D6	13	50-17	R28782	E9	26	60-15
RW24250	B13	19	30-13	RW24404	D6	17	50-17	R28782	E13	20	60-19
RW24251	A16	3	20-4	RW24404	D6	13	50-17	R28782	E13	30	60-19
RW24252	A16	4	20-4	RW24404	D8	13	50-19	R32136	D1	17	50-12
RW24253	D2	1	50-13	RW24404	D8	13	50-19	R32214	F6	9	60-37
RW24254	D2	2	50-13	RW24404	D15	13	50-26	R32214	F12	2	60-43
RW24255	E24	32	60-31	RW24404	D16	13	50-27	R34064	A16	7	20-4
RW24256	D10	11	50-21	RW24404	D17	13	50-28	R34688	B11	31	30-11
RW24257	C13	4	40-12	RW24404	D18	13	50-29	R34688	B11	32	30-11
RW24258	E2	22	60-7	RW24559	G6	23	90-3	R41440	C13	11	40-12
RW24267	C6	3	40-5	RW24699	D10	13	50-21	R41440	D1	6	50-12
RW24272	E24	32	60-31	RW24740	D12	13	50-23	R41440	E11	40	60-17
RW24273	E24	32	60-31	RW24740	D15	14	50-26	R41440	G7	16	90-4
RW24274	C6	7	40-5	RW24740	D15	14	50-26	R42009	E11	18	60-17
RW24275	C6	7	40-5	RW24741	D12	13	50-23	R44302	C6	11	40-5
RW24276	C6	7	40-5	RW24741	D16	14	50-27	R44302	C8	11	40-7
RW24279	C6	7	40-5	RW24741	D16	14	50-27	R44302	E11	11	60-17
RW24280	C4	9	40-3	RW24742	D15	10	50-26	R44302	E20	8	60-26
RW24282	E15	3	60-21	RW24742	D16	10	50-27	R44302	E22	14	60-29
RW24282	E18	1	60-24	RW24742	D17	10	50-28	R45847	A16	11	20-4
RW24283	C6	7	40-5	RW24742	D18	10	50-29	R45847	B19	33	30-19
RW24284	C6	7	40-5	RW24742	F25	24	70-13	R45847	B23	33	30-21
RW24285	F19	27	70-7	RW24743	D15	10	50-26	R45847	E20	7	60-26
RW24286	B15	6	30-15	RW24743	D16	10	50-27	R45847	E22	13	60-29
RW24286	B17	6	30-17	RW24743	D17	10	50-28	R459R	C17	20	50-3
RW24286	B19	30	30-19	RW24743	D18	10	50-29	R46414	E17	8	60-23
RW24291	D23	8	60-3	RW24743	F25	24	70-13	R46414	E17	23	60-23
RW24291	E7	3	60-13	RW24760	B11	5	30-11	R46415	E15	28	60-21
RW24293	C6	9	40-5	RW24760	B17	27	30-17	R46528	A25	12	20-14
RW24294	C13	2	40-12	RW24761	B11	5	30-11	R46663	G7	11	90-4
RW24295	C8	6	40-7	RW24761	B15	27	30-15	R50454	A15	13	20-3
RW24297	C13	1	40-12	RW26196	A22	8	20-11	R51892	E11	13	60-17
RW24299	D25	3	60-5	RW26297	D12	11	50-23	R51892	E15	21	60-21
RW24322	D25	12	60-5	RW26297	D18	16	50-29	R53124	A16	10	20-4
RW24322	D25	20	60-5	RW26298	D12	11	50-23	R54701	B17	10	30-17
RW24323	F25	24	70-13	RW26298	D17	16	50-28	R54701	B19	24	30-19
RW24324	F25	24	70-13	RW26298	D17	16	50-28	R54701	E2	25	60-7
RW24337	E22	12	60-29	RW33717	E18	9	60-24	R54701	E11	19	60-17
RW24338	E22	8	60-29	R100135	B23	49	30-21	R54701	E22	6	60-29

NUMERICAL INDEX - CONTINUED

PART NO.	GRID	KEY	PAGE	PART NO.	GRID	KEY	PAGE	PART NO.	GRID	KEY	PAGE
R54701	F2	12	60-33	R86729	C25	6	50-11	R88515	D10	22	50-1
R55144	E2	30	60-7	R86730	F23	21	70-11	R88516	D10	12	50-1
R55144	E11	6	60-17	R86848	E24	19	60-31	R88520	D14	19	50-1
R55144	E15	38	60-21	R86849	D1	14	50-12	R88520	F10	7	60-4
R55933	E22	4	60-29	R86849	D2	22	50-13	R88520	F12	10	60-4
R55990	E11	40	60-17	R86850	F19	32	70-7	R88571	D6	9	50-1
R62348	C13	..	40-12	R86851	D4	3	50-15	R88572	D6	10	50-1
R64060	A20	25	20-9	R86980	G7	6	90-4	R88586	F19	35	70-7
R64060	A22	1	20-11	R86981	F15	11	70-3	R88670	F21	12	70-9
R64699	C8	3	40-7	R86982	F19	3	70-7	R88671	F21	22	70-9
R66587	G6	..	90-3	R86984	F15	3	70-3	R88672	F21	21	70-9
R72341	E11	6	60-17	R86985	D6	7	50-17	R88673	F21	7	70-9
R72341	E15	37	60-21	R86985	D8	11	50-19	R88674	F21	6	70-9
R72341	E18	14	60-24	R86986	D6	14	50-17	R88676	F21	20	70-9
R72659	E15	44	60-21	R86986	D8	11	50-19	R88677	F21	20	70-9
R72853	B15	11	30-15	R86989	F2	16	60-33	R88678	F21	13	70-9
R72853	B17	11	30-17	R86989	F4	12	60-35	R88679	F21	11	70-9
R72853	B19	46	30-19	R86990	F15	7	70-3	R88680	F21	10	70-9
R72853	B23	36	30-21	R86992	E24	15	60-31	R88681	F21	16	70-9
R72853	C4	9	40-3	R86994	F19	8	70-7	R88682	F21	15	70-9
R72853	C6	..	40-5	R87017	A25	9	20-14	R88683	F21	2	70-9
R72853	C8	..	40-7	R87088	F19	19	70-7	R88706	F21	8	70-9
R72855	E24	14	60-31	R87304	E9	11	60-15	R88707	F21	8	70-9
R76658	D2	13	50-13	R87305	D4	6	50-15	R88708	F21	8	70-9
R76766	A25	18	20-14	R87308	E11	30	60-17	R88709	F21	8	70-9
R78047	C12	3	40-11	R87309	F19	30	70-7	R88710	F21	8	70-9
R78048	C12	10	40-11	R87310	D22	9	60-2	R88711	F21	14	70-9
R78049	C12	15	40-11	R87311	D15	9	50-26	R88712	F21	14	70-9
R78050	C12	19	40-11	R87311	D16	9	50-27	R88713	F21	14	70-9
R78051	C12	24	40-11	R87311	D17	9	50-28	R88714	F21	14	70-9
R78052	C12	5	40-11	R87311	D18	9	50-29	R88715	F21	14	70-9
R78053	C12	13	40-11	R87311	F19	30	70-7	R88716	F21	14	70-9
R78054	C12	17	40-11	R87311	F21	..	70-9	R88718	F6	34	60-3
R78055	C12	22	40-11	R87311	F25	25	70-13	R88719	F6	33	60-3
R78056	C12	26	40-11	R87550	E11	47	60-17	R88721	F6	31	60-3
R78057	C12	2	40-11	R87553	E4	13	60-9	R88722	F6	30	60-3
R78058	C12	23	40-11	R87563	B11	9	30-11	R88726	F6	24	60-3
R78059	C12	1	40-11	R87652	E2	7	60-7	R88727	F6	24	60-3
R78060	C12	2	40-11	R87664	F19	21	70-7	R88731	F6	21	60-3
R78060	C12	9	40-11	R87664	F23	20	70-11	R88732	F6	10	60-3
R78061	C12	6	40-11	R87667	F19	38	70-7	R88733	F6	10	60-3
R78061	C12	23	40-11	R87667	F23	20	70-11	R88734	F6	11	60-3
R78062	C12	1	40-11	R87668	A20	..	20-9	R88735	F6	12	60-3
R78063	C12	1	40-11	R87668	A22	12	20-11	R88735	F8	34	60-3
R78063	C12	7	40-11	R87706	D4	14	50-15	R88735	F12	27	60-4
R78064	C12	27	40-11	R87710	G7	5	90-4	R88736	F6	13	60-3
R86422	F25	29	70-13	R87727	D6	4	50-17	R88736	F8	33	60-3
R86423	F25	29	70-13	R87727	D8	4	50-19	R88736	F12	26	60-4
R86424	F15	4	70-3	R87735	F19	32	70-7	R88737	F6	14	60-3
R86425	F19	41	70-7	R87793	B11	38	30-11	R88737	F8	32	60-3
R86426	F19	41	70-7	R87794	C4	18	40-3	R88737	F12	25	60-4
R86704	C4	27	40-3	R87879	E9	1	60-15	R88738	F6	15	60-3
R86705	B9	3	30-9	R87879	E13	13	60-19	R88738	F8	31	60-3
R86706	F25	30	70-13	R88058	B3	7	30-3	R88738	F12	24	60-4
R86708	D15	4	50-26	R88219	A20	20	20-9	R88739	F6	16	60-3
R86708	D16	4	50-27	R88219	A22	3	20-11	R88739	F8	30	60-3
R86708	D17	4	50-28	R88314	F2	4	60-33	R88739	F12	23	60-4
R86708	D18	4	50-29	R88489	F15	13	70-3	R88741	F6	18	60-3
R86708	F4	16	60-35	R88490	B3	8	30-3	R88742	F6	5	60-3
R86708	F4	22	60-35	R88505	D10	3	50-21	R88742	F8	27	60-3
R86710	F15	8	70-3	R88506	D10	28	50-21	R88742	F12	34	60-4
R86718	F17	8	70-5	R88507	D10	2	50-21	R88743	F6	6	60-3
R86724	A24	18	20-13	R88508	D10	1	50-21	R88743	F8	26	60-3
R86725	A24	15	20-13	R88510	D10	15	50-21	R88743	F12	33	60-4
R86727	E6	5	60-12	R88510	D14	8	50-25	R88744	F6	7	60-3
R86728	A24	19	20-13	R88511	D14	11	50-25	R88744	F8	25	60-3
R86729	A15	7	20-3	R88513	D10	18	50-21	R88744	F12	35	60-4

NUMERICAL INDEX - CONTINUED

PART NO.	GRID	KEY	PAGE	PART NO.	GRID	KEY	PAGE	PART NO.	GRID	KEY	PAGE
R88745	F6	1	60-37	R89064	D12	9	50-23	R89812	A20	15	20-9
R88745	F8	36	60-39	R89065	D12	34	50-23	R89812	A22	22	20-11
R88745	F12	30	60-43	R89067	D12	10	50-23	R89878	E11	34	60-17
R88746	F6	2	60-37	R89069	D12	36	50-23	R90151	F25	35	70-13
R88746	F8	28	60-39	R89070	D12	37	50-23	R90275	G2	1	80-1
R88746	F12	29	60-43	R89072	D12	24	50-23	R90555	F23	5	70-11
R88755	F6	25	60-37	R89073	D12	25	50-23	R90557	B11	3	30-11
R88756	F6	26	60-37	R89074	D12	23	50-23	R90557	B11	15	30-11
R88757	F10	23	60-41	R89075	D12	22	50-23	R90557	B11	18	30-11
R88758	F10	23	60-41	R89076	D12	18	50-23	R90557	B13	4	30-13
R88759	F10	25	60-41	R89077	D12	17	50-23	R90557	B13	8	30-13
R88760	F10	26	60-41	R89079	D12	10	50-23	R90557	B15	22	30-15
R88761	F10	24	60-41	R89080	D12	10	50-23	R90557	B17	22	30-17
R88762	F10	27	60-41	R89081	D12	10	50-23	R90557	D1	11	50-12
R88763	F10	22	60-41	R89082	D12	10	50-23	R90557	D25	16	60-5
R88764	F10	30	60-41	R89083	D12	10	50-23	R90557	F15	10	70-3
R88765	F10	29	60-41	R89084	D12	10	50-23	R90557	F17	6	70-5
R88766	F10	31	60-41	R89085	D12	10	50-23	R90557	F19	10	70-7
R88767	F10	9	60-41	R89086	D12	10	50-23	R90557	F19	37	70-7
R88767	F12	12	60-43	R89087	D12	10	50-23	R90557	G7	3	90-4
R88768	F10	11	60-41	R89088	D12	10	50-23	R90572	D15	6	50-26
R88768	F12	17	60-43	R89089	D12	10	50-23	R90572	D16	6	50-27
R88769	F10	10	60-41	R89090	D12	21	50-23	R90572	D17	6	50-28
R88769	F12	18	60-43	R89091	D12	20	50-23	R90572	D18	6	50-29
R88770	F10	12	60-41	R89092	D12	16	50-23	R90572	F23	4	70-11
R88770	F12	16	60-43	R89093	D12	15	50-23	R90593	B7	11	30-7
R88771	D14	17	50-25	R89094	D12	14	50-23	R90594	B7	5	30-7
R88771	F10	5	60-41	R89095	D12	5	50-23	R90596	B7	12	30-7
R88771	F12	13	60-43	R89096	D12	29	50-23	R90597	B7	17	30-7
R88772	F10	8	60-41	R89097	D12	28	50-23	R90598	A20	24	20-9
R88772	F12	15	60-43	R89098	D12	30	50-23	R90598	A22	2	20-11
R88773	F10	6	60-41	R89099	D12	27	50-23	R90841	G2	3	80-1
R88773	F12	14	60-43	R89100	D12	7	50-23	R90848	A20	13	20-9
R88774	F10	2	60-41	R89101	D12	2	50-23	R90848	A22	18	20-11
R88774	F12	6	60-43	R89103	D12	12	50-23	R90866	D8	7	50-19
R88775	F10	16	60-41	R89104	D12	13	50-23	R90866	D17	15	50-28
R88776	F10	1	60-41	R89105	D12	3	50-23	R90866	D18	15	50-29
R88776	F12	4	60-43	R89106	F8	18	60-39	R91001	E13	1	60-19
R88777	F10	1	60-41	R89106	F8	20	60-39	R91017	F19	22	70-7
R88777	F12	5	60-43	R89107	F8	19	60-39	R91017	F23	14	70-11
R88778	F10	14	60-41	R89109	F8	17	60-39	R91018	F19	23	70-7
R88778	F12	19	60-43	R89110	F8	16	60-39	R91018	F23	16	70-11
R88779	F10	18	60-41	R89111	F8	15	60-39	R91324	F25	34	70-13
R88779	F12	22	60-43	R89112	F8	14	60-39	R91325	F25	34	70-13
R88780	F10	17	60-41	R89113	F8	13	60-39	R91326	F25	34	70-13
R88780	F12	21	60-43	R89114	F8	12	60-39	R91327	F25	34	70-13
R88781	F10	15	60-41	R89115	F8	11	60-39	R91332	F25	32	70-13
R88782	D10	17	50-21	R89116	D12	26	50-23	R91342	F15	17	70-3
R88782	D14	11	50-25	R89116	F8	10	60-39	R91460	F4	35	60-35
R88782	F10	13	60-41	R89123	F8	3	60-39	R91492	F19	17	70-7
R88783	F10	16	60-41	R89124	F8	2	60-39	R91603	E9	7	60-15
R88807	D10	25	50-21	R89125	F8	1	60-39	R91603	E13	9	60-19
R88807	D14	18	50-25	R89126	F8	7	60-39	R91605	E13	26	60-19
R88872	F10	3	60-41	R89127	F8	7	60-39	R91916	F23	6	70-11
R88872	F12	7	60-43	R89129	F8	5	60-39	R91917	F19	12	70-7
R88873	F10	3	60-41	R89130	F8	4	60-39	R92124	F25	32	70-13
R88873	F12	7	60-43	R89132	F8	21	60-39	R92182	B19	27	30-19
R89043	E11	16	60-17	R89133	F8	22	60-39	R92183	B19	26	30-19
R89043	E15	30	60-21	R89134	F8	22	60-39	R92244	B11	45	30-11
R89043	E17	28	60-23	R89135	F8	23	60-39	R92263	A17	4	20-5
R89058	D12	6	50-23	R89136	F8	24	60-39	R92265	A17	4	20-5
R89059	D12	4	50-23	R89323	D1	8	50-12	R92347	A24	11	20-13
R89060	A15	5	20-3	R89323	D2	16	50-13	R92416	D4	4	50-15
R89060	C25	4	50-11	R89559	F19	17	70-7	R92438	A22	7	20-11
R89061	D12	32	50-23	R89767	F19	32	70-7	R92465	F15	4	70-3
R89062	D12	33	50-23	R89768	F19	6	70-7	R92509	B9	3	30-9
R89063	D12	8	50-23	R89769	F19	8	70-7	R92664	D4	3	50-15

NUMERICAL INDEX - CONTINUED

PART NO.	GRID	KEY	PAGE	PART NO.	GRID	KEY	PAGE	PART NO.	GRID	KEY	PAGE
R92736	E13	5	60-19	R93753	G2	5	80-1	R96522	E15	13	60-2
R92754	D10	8	50-21	R93805	B15	8	30-15	R96574	B11	33	30-1
R92763	E2	17	60-7	R93805	B17	8	30-17	R96574	B13	3	30-1
R92784	E4	9	60-9	R93805	B19	14	30-19	R96574	B15	25	30-1
R92845	E17	6	60-23	R93805	B23	4	30-21	R96574	B17	25	30-1
R92939	C17	20	50-3	R93805	B23	14	30-21	R96834	E22	7	60-2
R92960	E20	18	60-26	R93806	B15	15	30-15	R96842	B13	9	30-1
R92960	E22	19	60-29	R93806	B17	15	30-17	R96842	B17	26	30-1
R93009	D23	9	60-3	R93806	B19	41	30-19	R96954	B9	24	30-9
R93010	D23	6	60-3	R93806	B23	41	30-21	R96962	F19	3	70-7
R93011	E7	1	60-13	R93807	B15	16	30-15	R97013	F23	4	70-1
R93012	E7	2	60-13	R93807	B17	16	30-17	R97014	F19	16	70-7
R93096	E24	15	60-31	R93807	B19	42	30-19	R97054	E15	33	60-2
R93098	D23	5	60-3	R93807	B23	42	30-21	R97134	F19	32	70-7
R93223	B11	38	30-11	R93811	D25	2	60-5	R97134	F21	...	70-9
R93223	B13	11	30-13	R93811	F19	31	70-7	R97196	F19	19	70-7
R93295	B15	3	30-15	R93811	F21	...	70-9	R97245	D25	12	60-5
R93295	B17	3	30-17	R93811	F25	26	70-13	R97245	D25	20	60-5
R93295	B19	34	30-19	R93914	F19	12	70-7	R97246	D25	12	60-5
R93295	B23	34	30-21	R93915	F23	6	70-11	R97246	D25	20	60-5
R93391	E22	3	60-29	R93915	F25	42	70-13	R97247	D25	12	60-5
R93399	B7	8	30-7	R93917	F19	21	70-7	R97247	D25	20	60-5
R93594	E4	1	60-9	R93917	F23	20	70-11	R97248	D25	12	60-5
R93746	B7	3	30-7	R93917	F25	43	70-13	R97248	D25	20	60-5
R93746	B7	7	30-7	R94027	F19	35	70-7	R97260	D4	6	50-1
R93746	B11	4	30-11	R94027	F23	20	70-11	R97263	B19	30	30-1
R93746	B11	13	30-11	R94028	F19	34	70-7	R97263	B23	30	30-2
R93746	B11	16	30-11	R94028	F23	20	70-11	R97566	A22	12	20-1
R93746	B13	5	30-13	R94061	B19	13	30-19	R97888	D2	6	50-1
R93746	B13	10	30-13	R94061	B23	13	30-21	R98284	E15	37	60-2
R93746	B15	23	30-15	R94062	B19	16	30-19	R98285	F19	6	70-7
R93746	B17	23	30-17	R94062	B23	16	30-21	R98285	F21	...	70-9
R93746	D25	4	60-5	R94068	B7	23	30-7	R98689	F15	7	70-3
R93746	E9	18	60-15	R94268	D10	4	50-21	R98808	D14	2	50-2
R93746	E19	1	60-25	R94268	D10	7	50-21	R98900	G6	5	90-3
R93746	E19	10	60-25	R94273	G4	1	90-1	R98901	G6	1	90-3
R93746	F2	17	60-33	R94275	G4	2	90-1	R98902	G6	4	90-3
R93746	F17	3	70-5	R94275	G6	3	90-3	R98903	A18	2	20-7
R93746	F17	7	70-5	R94276	G6	13	90-3	R98903	G6	16	90-3
R93746	F19	36	70-7	R94277	G6	11	90-3	R98903	G6	24	90-3
R93746	F19	43	70-7	R94278	G6	21	90-3	R98903	G6	25	90-3
R93746	F23	12	70-11	R94372	E18	8	60-24	R98903	G6	26	90-3
R93746	F23	19	70-11	R94433	G7	10	90-4	R98904	G6	2	90-3
R93746	F25	31	70-13	R94586	C6	8	40-5	R98909	D2	12	50-1
R93746	G7	4	90-4	R94587	C6	4	40-5	R99049	B3	4	30-3
R93746	G7	11	90-4	R94587	C6	8	40-5	R99049	B9	6	30-9
R93747	B11	16	30-11	R94608	F25	32	70-13	R99102	A17	4	20-5
R93747	D15	11	50-26	R94612	D8	11	50-19	R99103	A17	4	20-5
R93747	D16	11	50-27	R94662	C6	11	40-5	R99121	F12	1	60-4
R93747	D17	11	50-28	R94709	E15	11	60-21	R99123	F12	20	60-4
R93747	D18	11	50-29	R94711	E15	30	60-21	R99124	F12	20	60-4
R93747	F6	8	60-37	R94711	E17	28	60-23	R99183	F21	12	70-9
R93747	F19	24	70-7	R94820	B15	7	30-15	R99185	F15	8	70-3
R93747	F19	40	70-7	R94820	B17	7	30-17	R99187	F15	11	70-3
R93747	F23	13	70-11	R94820	B19	31	30-19	R99274	G4	3	90-1
R93748	D15	8	50-26	R94820	B23	31	30-21	R99445	D14	1	50-2
R93748	D16	8	50-27	R94820	B23	46	30-21	R99465	G7	2	90-4
R93748	D17	8	50-28	R96328	B11	41	30-11	R99465	G7	10	90-4
R93748	D18	8	50-29	R96328	B13	18	30-13	T11645	B23	47	30-2
R93748	D25	18	60-5	R96328	B15	18	30-15	T12938	E11	24	60-1
R93748	F19	7	70-7	R96328	B17	18	30-17	T13606	E20	14	60-2
R93748	F23	22	70-11	R96482	B15	26	30-15	T13606	E22	27	60-2
R93748	F25	28	70-13	R96498	D15	1	50-26	T13814	A25	20	20-1
R93749	F23	9	70-11	R96498	D16	1	50-27	T13814	E2	11	60-7
R93750	G2	4	80-1	R96498	D17	1	50-28	T13814	E2	24	60-7
R93751	G2	4	80-1	R96498	D18	1	50-29	T13814	E17	26	60-2
R93752	G2	5	80-1	R96498	F4	25	60-35	T13814	F2	8	60-3

L25

VEHICLE CHASSIS

NUMERICAL INDEX - CONTINUED

PART NO.	GRID	KEY	PAGE	PART NO.	GRID	KEY	PAGE	PART NO.	GRID	KEY	PAGE
T13814	G7	14	90-4	33846-S8	C19	65	50-5	87034-S94	C17	20	50-3
T14125	E18	15	60-24	34805-S8	C23	77	50-9	87650-S	C17	23	50-3
T16790	E4	8	60-9	34806-S7	C19	76	50-5				
T18250	B15	17	30-15	34944-S36	C19	66	50-5				
T18250	B17	17	30-17	353079-S	C17	31	50-3				
T18250	B19	43	30-19	371887-S2	C19	64	50-5				
T18250	B23	43	30-21	372292-S	C23	66	50-9				
T19651	B15	13	30-15	375185-S100	C17	28	50-3				
T19651	B17	13	30-17	377126-S	C21	15	50-7				
T19651	B19	39	30-19	377127-S	C21	15	50-7				
T19651	B23	39	30-21	377127-S	C21	22	50-7				
T21158	E24	26	60-31	377128-S	C21	15	50-7				
T24959	D2	8	50-13	377130-S94	C21	27	50-7				
T24959	E2	20	60-7	377132-S	C21	34	50-7				
T24959	E2	21	60-7	377132-S	C23	48	50-9				
T25249	A14	11	20-2	377133-S	C23	60	50-9				
T25249	A25	11	20-14	377135-S	C23	44	50-9				
T25249	C4	17	40-3	377136-S	C21	11	50-7				
T25249	D1	1	50-12	377137-S	C23	51	50-9				
T25249	D2	9	50-13	377155-S	C23	54	50-9				
T25249	D4	1	50-15	377159-S	C17	45	50-3				
T25249	E2	13	60-7	377300-S	C21	39	50-7				
T25249	E4	12	60-9	377437-S	C21	17	50-7				
T25249	E4	24	60-9	377444-S	C21	17	50-7				
T25249	E11	8	60-17	378475-S	C19	77	50-5				
T25249	E15	19	60-21	378782-S	C17	43	50-3				
T25249	E15	23	60-21	378782-S	C19	52	50-5				
T25249	E15	41	60-21	379058-S	C24	15	50-10				
T25249	E17	5	60-23	380207-S	C19	55	50-5				
T25249	E17	27	60-23	380209-S	C19	56	50-5				
T25249	E24	27	60-31	380505-S	C24	6	50-10				
T25249	G7	2	90-4	3823273	F25	30	70-13				
T27523	E11	56	60-17	383009-S	B9	9	30-9				
T27523	E15	17	60-21	385044-S	C23	55	50-9				
T28860	E11	26	60-17	385524-S2	E19	5	60-25				
T28949	E15	31	60-21	386078-S	C19	74	50-5				
T51786	E11	27	60-17	38615	D10	14	50-21				
T61120	E13	19	60-19	386841-S	C21	17	50-7				
T61120	E17	32	60-23	386842-S	C21	17	50-7				
T69937	D6	12	50-17	387035-S5	C23	72	50-9				
T69937	D8	19	50-19	387065-S	B9	19	30-9				
T75482	A24	3	20-13	387074-S	B9	20	30-9				
U12547	D1	7	50-12	387431-S2	B5	4	30-5				
U12547	D2	15	50-13	387431-S2	B7	2	30-7				
U42208	A24	12	20-13	388131-S	B9	15	30-9				
0110056	A18	2	20-7	388962-S	B3	11	30-3				
0110056	G4	..	90-1	389038-S	B9	13	30-9				
0152369	D15	11	50-26	389039-S	B9	11	30-9				
0152369	D16	11	50-27	389300-S2	B3	12	30-3				
0152369	D17	11	50-28	55981-S2	C17	2	50-3				
0152369	D18	11	50-29	5687182	D25	6	60-5				
0152372	D15	8	50-26	57633-S2	C17	10	50-3				
0152372	D16	8	50-27	58619-S2	C17	9	50-3				
0152372	D17	8	50-28	6023054	D2	19	50-13				
0152372	D18	8	50-29	6023054	F15	12	70-3				
070AF111-1	D10	10	50-21	6024691	F19	31	70-7				
145021	G2	4	80-1	7064991	G4	9	90-1				
145022	G2	4	80-1	7064992	G4	18	90-1				
145029	G2	5	80-1	7065062	G4	13	90-1				
145030	G2	5	80-1	76009-S39	E20	22	60-26				
1938293	F23	2	70-11	7816985	D25	6	60-5				
20344-S8	C23	78	50-9	7817487	D25	6	60-5				
20346-S8	C17	8	50-3	7827611	D25	6	60-5				
20384-S8	C17	34	50-3	7828538	D25	6	60-5				
20386-S8	C23	76	50-9	7828565	D25	6	60-5				
20464-S7-8	C17	40	50-3	7832958	D25	6	60-5				
33798-S8	C19	58	50-5	7838079	D25	6	60-5				